




# COMPLETE FUEL SOLUTIONS



**DIESEL / GASOLINE / AdBlue®/DEF**

[meclube.com](http://meclube.com)





**WE ARE MECLUBE**  
**WE ARE **PASSION!****



EDITION 2026

**meclube.com**



### **Fully Italian production**






































MECLUBE gives to all its customers the availability of a global service, assured by a wide range of products. The excellent relation between quality/price and the respect of the delivery time make our company an ideal partner. Thanks to the high flexibility of our modalities of production we are able to establish an exceptional relation with our customers that comes true in the customization, in the colour, in the brand of the company on the standard range of our products. Our purchase cycle becomes complete with a speedy and qualified assistance service.

### **Service**

Our company is able to offer to all our customers items of high quality and availability. It has a modern and innovative equipment of project, a lot of machines with a huge productive potential, a wide range of stamps, manufacturing cycles, tools, test and assembly machinery. Our customers represent the most important patrimony of MECLUBE. We are convinced that people make the difference, and we are at their disposal to start a relationship of growth and innovation, always having in mind the only possible result: the best one.




## DIESEL FAMILY INDEX

	<b>ELECTRIC PUMPS KIT "Battery Kit"</b> .....page. 4		<b>"Multitank" "Tank in Tank"</b> .....page. 102
	<b>ELECTRIC PUMPS KIT "Diesel Bag"</b> .....page. 6		<b>WHEELED FILTER GROUP "Mec-Filter"</b> .....page. 104
	<b>12-24V ELECTRIC PUMPS KIT "Barrel Kit"</b> .....page. 8		<b>WHEELED FILTER GROUP "EcoFilter"</b> .....page. 108
	<b>230-115V ELECTRIC PUMPS KIT "Transfer Kit"</b> .....page. 12		<b>DC 12-24V BATTERY PUMPS FOR DIESEL</b> .....page. 110
	<b>230-115V ELECTRIC PUMPS KIT "Barrel Kit"</b> .....page. 16		<b>AC 230-115V ELECTRIC PUMPS FOR DIESEL</b> .....page.113
	<b>CENTRIFUGAL PUMPS KIT "Dispenser Kit"</b> .....page. 20		<b>AC 230-400V HIGH FLOW MOTOR PUMP FOR DIESEL</b> .....page.119
	<b>WALL DISPENSER TRANSFER "Compact"</b> .....page. 24		<b>ELECTRIC PUMPS FOR OIL AND LUBRICANTS</b> .....page. 120
	<b>WALL DISPENSER TRANSFER "Wall Mec"</b> .....page. 30		<b>MECHANICAL/DIGITAL METERS FOR DIESEL</b> .....page. 122
	<b>CABINET DISPENSER "Meclube Box"</b> .....page. 38		<b>ACCESSORIES FOR ELECTRONIC CONTROL UNIT</b> .....page. 126
	<b>DISTRIBUTOR DISPENSER "Mec-Reel"</b> .....page. 46		<b>MANUAL NOZZLES</b> .....page. 127
	<b>DISPENSER GROUP "Double-Pump"</b> .....page. 50		<b>AUTOMATIC NOZZLES</b> .....page. 128
	<b>DIESEL TRANSFER SYSTEM "Cami Dispenser"</b> .....page. 52		<b>WATER SEPARATING DELIVERY FILTERS</b> .....page. 131
	<b>DIESEL TRANSFER SYSTEM "Gaia Service"</b> .....page. 64		<b>SUCTION HOSE KITS FOR DIESEL</b> .....page. 134
	<b>HOSE REEL SUPPORT BASE COLUMN</b> .....page. 70		<b>ANTISTATIC RUBBER HOSES FOR DIESEL</b> .....page. 134
	<b>ELECTRONIC CONTROL UNIT "MecGest Box"</b> .....page. 72		<b>VALVES FILTERS FITTINGS</b> .....page. 136
	<b>DIESEL TRANSFER SYSTEM "Service Station"</b> .....page. 76		<b>JERRY CANS FOR FUEL TRANSFER</b> .....page. 138
	<b>TANK FOR DIESEL TRANSPORT "Diesel tank"</b> .....page. 80		<b>MANUAL PUMPS FOR DIESEL</b> .....page. 139
	<b>TANK FOR DIESEL TRANSPORT "Caddy"</b> .....page. 100		<b>AUTOMATIC HOSE REELS FOR DIESEL</b> .....page. 140
			<b>QUICK CONNECTORS "Camlock"</b> .....page. 156



## GASOLINE FAMILY INDEX

	<b>ELECTRIC PUMPS KIT “Benz Kit”</b> .....page. 158
	<b>TANK FOR GASOLINE TRANSPORT “Benz-Tank”</b> .....page. 164
	<b>TANK FOR GASOLINE TRANSPORT “Caddy”</b> .....page. 166
	<b>ELECTRIC PUMP FOR GASOLINE</b> .....page. 168
	<b>MECHANICAL/DIGITAL METERS FOR GASOLINE</b> .....page. 169
	<b>AUTOMATIC HOSE REELS FOR GASOLINE</b> .....page. 170

## DEF-AdBlue® FAMILY INDEX

	<b>ELECTRIC PUMPS FOR DEF KIT “DEF-AdBlue® IBC”</b> .....page. 178
	<b>ELECTRIC PUMPS FOR DEF KIT “Barrel Kit DEF-AdBlue®”</b> .....page. 184
	<b>PORTABLE ELECTRIC PUMPS KIT FOR DEF-AdBlue®</b> .....page. 188
	<b>CABINET DISPENSER FOR DEF “Meclube Box DEF-AdBlue®”</b> .....page. 192
	<b>“ELECTRONIC CAMI DISPENSER FOR DEF-AdBlue®”</b> .....page. 196
	<b>“ELECTRONIC GAIA SERVICE DEF-AdBlue®”</b> .....page. 200
	<b>TANK FOR DEF TRANSPORT “DEF-AdBlue® Tank”</b> .....page. 204
	<b>DEF-DEF-AdBlue® TANK-DISTRIBUTOR “DEF-Tank”</b> .....page. 208
	<b>TANK FOR DEF-AdBlue® TRANSPORT “Caddy”</b> .....page. 210

	<b>TRANSFER KIT FOR DEF-AdBlue® “Giuly-Blu”</b> .....page. 212
	<b>TRANSFER KIT FOR DEF-AdBlue® “Eco-Blu”</b> .....page. 216
	<b>TROLLEYS FOR DRUMS 180-220L</b> .....page. 218
	<b>ELECTRIC DIAPHRAGM PUMPS FOR DEF-AdBlue®</b> .....page. 220
	<b>ELECTRIC-PUMP FOR DEF-AdBlue® “Mec-Ariel”</b> .....page. 222
	<b>AIR-OPERATED DOUBLE DIAPHRAGM PUMPS</b> .....page. 224
	<b>MANUAL/AUTOMATIC NOZZLES FOR DEF-AdBlue®</b> .....page. 226
	<b>DIGITAL FLOW METERS AND FILTERS FOR DEF-AdBlue®</b> .....page. 228
	<b>ACCESSORIES FOR ELECTRONIC CONTROL UNIT</b> .....page. 229
	<b>FITTINGS AND CONNECTIONS FOR DEF-AdBlue® SUCTION HOSES KIT FOR DEF-AdBlue®</b> .....page. 230
	<b>MANUAL PUMPS FOR DEF-AdBlue® TRANSFER</b> .....page.232
	<b>AUTOMATIC HOSE REELS FOR DEF-AdBlue® MANUAL NOZZLES FOR FOOD</b> .....page.234
	<b>DIGITAL FLOW METER FOR FOOD TROLLEY FOR 20-30L DRUMS</b> .....page. 240
	<b>STAINLESS STEEL MANUAL PUMP</b> .....page. 241

Portable diesel transferring kit with 12V or 24V DC electric pump. It is useful when the distribution or the diesel fuel transfer are needed, but only the electric power supply of a battery is available.

## “Battery Kit” series composed by:



**Art. 091-5080-045** 12V Pump - power cable (sec. 2,5 mmq, 2 m lenght) with pincers and fuse - 45 l/min

**Art. 091-5082-045** 24V Pump - power cable (sec. 2,5 mmq, 2 m lenght) with pincers and fuse - 45 l/min



**Art. 091-5081-060** 12V Pump - power cable (sec. 4 mmq, 4 m lenght) with pincers and fuse - 60 l/min

**Art. 091-5083-060** 24V Pump- power cable (sec. 4 mmq, 4 m lenght) with pincers and fuse - 60 l/min



**Art. 091-6081-085** Pump 12 V - power cable (sec. 6 mmq, 4 m lenght) with pincers and fuse - 85 l/min

**Art. 091-6083-085** 24 V Pump - power cable (sec. 6 mmq, 4 m lenght) with pincers and fuse - 85 l/min



**Art. 908-0516-040** Connection hose  $\varnothing$  20 mm M-M 1” 4 m lenght



**Art. 095-5430-020** Suction hose kit  $\varnothing$  25 mm, 2 m lenght



**Art. 093-5200-000** Manual nozzle MC80 Flow rate 80 l/min




**Art. 093-5210-000** Automatic nozzle PA60 Flow rate 70 l/min

**Art. 093-5215-000** Automatic nozzle PA90 Flow rate 90 l/min

# ELECTRIC PUMPS KIT FOR DIESEL TRANSFER "Battery Kit"



Ref.	Descrip.	Flow rate	Voltage	Power	Inlet-Outlet	Conn. Hose	Nozzle	Duty cycle	Weight	Packaging
		l/min	DC Volt	W	BSPG	Ø		min	Kg	mm

<b>090-5025-045</b>	Battery kit	<b>45</b>	12	264	F1" - F1"	20	Manual	40	9.50	410X400X270
<b>090-5025-060</b>	Battery kit	<b>60</b>	12	336	F1" - F1"	20	Manual	40	10,70	410X400X270
<b>090-5025-085</b>	Battery kit	<b>85</b>	12	432	F1" - F1"	20	Manual	S2 30	13,65	410X400X270
<b>090-5026-045</b>	Battery kit	<b>45</b>	24	312	F1" - F1"	20	Manual	40	9.50	410X400X270
<b>090-5026-060</b>	Battery kit	<b>60</b>	24	432	F1" - F1"	20	Manual	40	10,70	410X400X270
<b>090-5026-085</b>	Battery kit	<b>85</b>	24	432	F1" - F1"	20	Manual	S2 30	13,65	410X400X270
<b>090-5027-045</b>	Battery kit	<b>45</b>	12	264	F1" - F1"	20	Aut.PA60	40	9.80	410X400X270
<b>090-5027-060</b>	Battery kit	<b>60</b>	12	336	F1" - F1"	20	Aut.PA60	40	11,20	410X400X270
<b>090-5027-085</b>	Battery kit	<b>85</b>	12	432	F1" - F1"	20	Aut.PA90	S2 30	14,55	410X400X270
<b>090-5028-045</b>	Battery kit	<b>45</b>	24	312	F1" - F1"	20	Aut.PA60	40	9.80	410X400X270
<b>090-5028-060</b>	Battery kit	<b>60</b>	24	432	F1" - F1"	20	Aut.PA60	40	11,20	410X400X270
<b>090-5028-085</b>	Battery kit	<b>85</b>	24	432	F1" - F1"	20	Aut.PA90	S2 30	14,55	410X400X270

Portable Diesel Bag with 12V or 24V DC electric pump. It is useful when the distribution or the diesel fuel transfer are needed, but only the electric power supply of a battery is available. Equipped with a practical plastic case that allows the operator to work safely while maintaining a clean work environment.

## “Diesel Bag” series composed by:



**Art. 091-5080-045** 12V Pump- power cable (sec. 2,5 mmq, 2 m lenght)  
with pincers and fuse - 45 l/min

**Art. 091-5082-045** 24V Pump- power cable (sec. 2,5 mmq, 2 m lenght)  
with pincers and fuse - 45 l/min



**Art. 908-0516-040** Connection hose  $\varnothing$  20 mm M-M 1” 4 m lenght



**Art. 095-5430-020** Suction kit hose  $\varnothing$  25 mm 2 m lenght



**Art. 093-5200-000** Manual nozzle MC80 Flow rate 80 l/min



**Art. 093-5210-000** Automatic nozzle PA60 Flow rate 70 l/min



**Art. A11-3000-001** Protective gloves




**Art. 090-5020-000** Portable plastic box 410x600x224



# ELECTRIC PUMPS KIT FOR DIESEL TRANSFER “Diesel Bag”



Ref.	Descrip.	Flow Rate	Voltage	Power	Inlet-Outlet	Conn. Hose	Nozzle	Duty Cycle	Weight	Packaging
		l/min	DC Volt	W	BSPG	Ø		min	Kg	mm

<b>090-5021-B45</b>	Diesel Bag	<b>45</b>	12	264	F1" - F1"	20	Manual	40	12,30	420X610X235
<b>090-5022-B45</b>	Diesel Bag	<b>45</b>	24	312	F1" - F1"	20	Manual	40	12,75	420X610X235
<b>090-5023-B45</b>	Diesel Bag	<b>45</b>	12	264	F1" - F1"	20	Aut.PA60	40	12,30	420X610X235
<b>090-5024-B45</b>	Diesel Bag	<b>45</b>	24	312	F1" - F1"	20	Aut.PA60	40	12,75	420X610X235

Portable diesel transferring kit with 12V or 24V DC electric pump. It is useful when the distribution or the diesel fuel transfer are needed, but only the electric power supply of a battery is available.

## “Barrel Kit” series composed by:



**Art. 091-5080-045** 12V Pump- power cable (sec. 2,5 mmq, 2 m lenght) with pincers and fuse - 45 l/min

**Art. 091-5082-045** 24V Pump- power cable (sec. 2,5 mmq, 2 m lenght) with pincers and fuse - 45 l/min



**Art. 091-5081-060** 12V Pump- power cable (sec. 4 mmq, 4 m lenght) with pincers and fuse - 60 l/min

**Art. 091-5083-060** 24V Pump- power cable (sec. 4 mmq, 4 m lenght) with pincers and fuse - 60 l/min



**Art. 091-6081-085** 12 V Pump- power cable (sec. 6 mmq, 4 m lenght) with pincers and fuse - 85 l/min

**Art. 091-6083-085** 24 V Pump- power cable (sec. 6 mmq, 4 m lenght) with pincers and fuse - 85 l/min



**Art. 908-0516-040** Connection hose ø 20 mm M-M 1” 4 m lenght



**Art. 095-5284-000** Telescopic suction hose with foot valve M 1” 495<885 mm lenght



**Art. 095-5280-609** M 1”- M 2” quick coupling



**Art. 093-5200-000** Manual nozzle MC80 Flow rate 80 l/min



**Art. 093-5210-000** Automatic nozzle PA60 Flow rate 70 l/min


**Art. 093-5215-000** Automatic nozzle PA90 Flow rate 90 l/min



**Art. 093-5306-000** Nozzle support bracket

# ELECTRIC PUMPS KIT FOR DIESEL TRANSFER “Barrel Kit”



Ref.	Descrip.	Flow rate	Voltage	Power	Inlet-Outlet	Conn. Hose	Nozzle	Duty cycle	Weight	Packaging
		l/min	DC Volt	W	BSPG	Ø		min	Kg	mm

<b>090-5030-045</b>	Barrel Kit	<b>45</b>	12	264	F1" - F1"	20	Manual	40	11,05	410X400X320
<b>090-5030-060</b>	Barrel Kit	<b>60</b>	12	336	F1" - F1"	20	Manual	40	12,45	410X400X320
<b>090-5030-085</b>	Barrel Kit	<b>85</b>	12	432	F1" - F1"	20	Manual	S2 30	15,35	410X400X320

<b>090-5032-045</b>	Barrel Kit	<b>45</b>	24	312	F1" - F1"	20	Manual	40	11,05	410X400X320
<b>090-5032-060</b>	Barrel Kit	<b>60</b>	24	432	F1" - F1"	20	Manual	40	12,45	410X400X320
<b>090-5032-085</b>	Barrel Kit	<b>85</b>	24	432	F1" - F1"	20	Manual	S2 30	15,35	410X400X320

<b>090-5035-045</b>	Barrel Kit	<b>45</b>	12	264	F1" - F1"	20	Aut.PA60	40	11,50	410X400X320
<b>090-5035-060</b>	Barrel Kit	<b>60</b>	12	336	F1" - F1"	20	Aut.PA60	40	12,85	410X400X320
<b>090-5035-085</b>	Barrel Kit	<b>85</b>	12	432	F1" - F1"	20	Aut.PA90	S2 30	16,25	410X400X320

<b>090-5036-045</b>	Barrel Kit	<b>45</b>	24	312	F1" - F1"	20	Aut.PA60	40	11,50	410X400X320
<b>090-5036-060</b>	Barrel Kit	<b>60</b>	24	432	F1" - F1"	20	Aut.PA60	40	12,85	410X400X320
<b>090-5036-085</b>	Barrel Kit	<b>85</b>	24	432	F1" - F1"	20	Aut.PA90	S2 30	16,25	410X400X320

Portable diesel transferring kit with 12V or 24V DC electric pump. It is useful when the distribution or the diesel fuel transfer are needed, but only the electric power supply of a battery is available.

## “Barrel Kit” series composed by:



**Art. 091-5080-045** 12V Pump- power cable (sec. 2,5 mmq, 2 m lenght) with pincers and fuse - 45 l/min

**Art. 091-5082-045** 24V Pump- power cable (sec. 2,5 mmq, 2 m lenght) with pincers and fuse - 45 l/min



**Art. 091-5081-060** 12V Pump- power cable (sec. 4 mmq, 4 m lenght) with pincers and fuse - 60 l/min

**Art. 091-5083-060** 24V Pump- power cable (sec. 4 mmq, 4 m lenght) with pincers and fuse - 60 l/min



**Art. 091-6081-085** 12 V Pump- power cable (sec. 6 mmq, 4 m lenght) with pincers and fuse - 85 l/min

**Art. 091-6083-085** 24 V Pump- power cable (sec. 6 mmq, 4 m lenght) with pincers and fuse - 85 l/min



**Art. 092-5103-000** Mechanical flow meter 3 digits F1” 120 l/min



**Art. 908-0516-040** Connection hose  $\varnothing$  20 mm M-M 1” 4 m lenght



**Art. 095-5284-000** Telescopic suction hose with foot valve M 1” 495<885 mm lenght



**Art. 095-5280-609** M 1”- M 2” quick coupling



**Art. 093-5200-000** Manual nozzle MC80 Flow rate 80 l/min



**Art. 093-5210-000** Automatic nozzle PA60 Flow rate 70 l/min

**Art. 093-5215-000** Automatic nozzle PA90 Flow rate 90 l/min





**Art. 093-5306-000** Nozzle support bracket



# ELECTRIC PUMPS KIT FOR DIESEL TRANSFER “Barrel Kit”



Ref.	Descrip.	Flow rate	Voltage	Power	Inlet-Outlet	Conn. hose	Nozzle	Flow meter	Duty cycle	Weight	Packaging
		l/min	DC Volt	W	BSPG	Ø			min	Kg	mm

<b>090-5037-M45</b>	Barrel Kit	<b>45</b>	12	264	F1"-F1"	20	Manual	YES	40	12,90	550X400X320
<b>090-5037-M60</b>	Barrel Kit	<b>60</b>	12	336	F1"-F1"	20	Manual	YES	40	14,30	550X400X320
<b>090-5037-M85</b>	Barrel Kit	<b>85</b>	12	432	F1"-F1"	20	Manual	YES	S2 30	17,82	550X400X320

<b>090-5038-M45</b>	Barrel Kit	<b>45</b>	24	312	F1"-F1"	20	Manual	YES	40	12,90	550X400X320
<b>090-5038-M60</b>	Barrel Kit	<b>60</b>	24	432	F1"-F1"	20	Manual	YES	40	14,30	550X400X320
<b>090-5038-M85</b>	Barrel Kit	<b>85</b>	24	432	F1"-F1"	20	Manual	YES	S2 30	17,82	550X400X320

<b>090-5037-045</b>	Barrel Kit	<b>45</b>	12	264	F1"-F1"	20	Aut.PA60	YES	40	13,32	550X400X320
<b>090-5037-060</b>	Barrel Kit	<b>60</b>	12	336	F1"-F1"	20	Aut.PA60	YES	40	14,70	550X400X320
<b>090-5037-085</b>	Barrel Kit	<b>85</b>	12	432	F1"-F1"	20	Aut.PA90	YES	S2 30	18,10	550X400X320

<b>090-5038-045</b>	Barrel Kit	<b>45</b>	24	312	F1"-F1"	20	Aut.PA60	YES	40	13,32	550X400X320
<b>090-5038-060</b>	Barrel Kit	<b>60</b>	24	432	F1"-F1"	20	Aut.PA60	YES	40	14,70	550X400X320
<b>090-5038-085</b>	Barrel Kit	<b>85</b>	24	432	F1"-F1"	20	Aut.PA90	YES	S2 30	18,10	550X400X320

Transfer kit composed by electric vane pump 230V/115V, hose  $\varnothing$  20 4 m lenght, suction hose  $\varnothing$  25 2 m lenght complete with valve + filter, manual or automatic dispensing nozzle.

## “Transfer Kit” series composed by:



**Art. 091-6100-060** Electric pump AC 230V 50Hz MEC-60 l/min



**Art. 091-6100-070** Electric pump AC 230V 50Hz MEC-70 l/min

**Art. 091-6102-070** Electric pump AC 115V 60Hz MEC-70 l/min



**Art. 908-0516-040** Connection hose  $\varnothing$  20 mm M-M 1” 4 m lenght



**Art. 095-5440-020** Suction kit hose  $\varnothing$  25 mm 2 m lenght




**Art. 093-5200-000** Aluminium manual nozzle MC80 Flow rate 80 l/min



**Art. 093-5210-000** Automatic nozzle PA60 Flow rate 70 l/min

# ELECTRIC PUMPS KIT FOR DIESEL TRANSFER "Transfer Kit"



Ref.	Descrip.	Flow rate	Voltage	Power	Inlet-Outlet	Conn. Hose	Nozzle	Duty cycle	Weight	Packaging
		l/min	AC V./Hz	W	BSPG	Ø		min	Kg	mm

<b>090-5260-060</b>	Transfer Kit	<b>60</b>	230/50	440	F1" - F1"	20	Manual	Contin.	12,50	410X400X270
<b>090-5260-070</b>	Transfer Kit	<b>70</b>	230/50	480	F1" - F1"	20	Manual	Contin.	13,40	410X400X270
<b>090-5260-07X</b>	Transfer Kit	<b>70</b>	115/60	495	F1" - F1"	20	Manual	Contin.	13,70	410X400X270
<b>090-5262-060</b>	Transfer Kit	<b>60</b>	230/50	440	F1" - F1"	20	Aut.PA60	Contin.	12,90	410X400X270
<b>090-5262-070</b>	Transfer Kit	<b>70</b>	230/50	480	F1" - F1"	20	Aut.PA60	Contin.	14,00	410X400X270
<b>090-5262-07X</b>	Transfer Kit	<b>70</b>	115/60	495	F1" - F1"	20	Aut.PA60	Contin.	14,30	410X400X270

Transfer kit composed by electric vane pump 230V / 115V, hose  $\varnothing$  25 4 m lenght, suction hose  $\varnothing$  25 2 m lenght complete with valve + filter, manual or automatic dispensing nozzle.

## “Transfer Kit” series composed by:



**Art. 091-6100-100** Electric Pump AC 230V 50Hz MEC-100 l/min

**Art. 091-6102-100** Electric Pump AC 115V 60Hz MEC-100 l/min



**Art. 091-6100-150** Electric Pump AC 230V 50Hz MEC-150 l/min



**Art. 908-0616-040** Connection hose  $\varnothing$  25 mm M 1" - M 1" m lenght

**Art. 908-0718-040** Connection hose  $\varnothing$  32 mm M 1.2" - M 1.1.4" m lenght



**Art. 095-5440-020** Suction hose kit  $\varnothing$  25 mm 2 m M 1" lenght

**Art. 095-5457-020** Suction hose kit  $\varnothing$  32 mm 2 m M 1.1.4" lenght



**Art. 093-5200-000** Aluminium manual nozzle MC80 Flow rate 80 l/min



**Art. 093-5220-000** Automatic nozzle PA120 Flow rate 120 l/min




**Art. 093-5220-180** Automatic nozzle PA180 Flow rate 180 l/min



# ELECTRIC PUMPS KIT FOR DIESEL TRANSFER "Transfer Kit"



Ref.	Descrip.	Flow rate	Voltage	Power	Inlet-Outlet	Conn. hose	Nozzle	Duty cycle	Weight	Packaging
		l/min	AC V.Hz	W	BSPG	Ø		min	Kg	mm

<b>090-5300-100</b>	Transfer Kit	<b>100</b>	230/50	800	F1" - F1"	25	Manual	Contin.	19,50	410X400X270
<b>090-5300-10X</b>	Transfer Kit	<b>100</b>	115/60	1045	F1" - F1"	25	Manual	Contin.	19,80	410X400X270
<b>090-5302-100</b>	Transfer Kit	<b>100</b>	230/50	800	F1" - F1"	25	Aut.PA120	Contin.	20,40	410X400X270
<b>090-5302-150</b>	Transfer Kit	<b>150</b>	230/50	2780	F-F1 1.4"	32	Aut.PA180	Contin.	21,10	410X400X270
<b>090-5302-10X</b>	Transfer Kit	<b>100</b>	115/60	1045	F1" - F1"	25	Aut.PA120	Contin.	20,70	410X400X270

Kit for diesel transfer from drums and barrels through electric vane pump 230V / 115V.

The kit is composed by metallic telescopic hose for suction, 2” quick coupling for drum fixing, manual or automatic dispensing nozzle, with support bracket to facilitate the usage of the dispenser.

## “Barrel Kit” series composed by:



**Art. 091-6100-060** Electric pump AC 230V 50Hz MEC-60 l/min



**Art. 091-6100-070** Electric pump AC 230V 50Hz MEC-70 l/min

**Art. 091-6102-070** Electric pump AC 115V 60Hz MEC-70 l/min



**Art. 908-0516-040** Connection hose  $\varnothing$  20 mm M-M 1” 4 m lenght



**Art. 095-5284-000** Telescopic suction hose with foot valve  
M 1” 495<885 mm lenght



**Art. 095-5280-609** M 1”- M 2” quick coupling



**Art. 093-5200-000** Aluminium manual nozzle MC80 Flow rate 80 l/min




**Art. 093-5210-000** Automatic nozzle PA60 Flow rate 70 l/min



**Art. 093-5306-000** Nozzle support bracket

# ELECTRIC PUMPS KIT FOR DIESEL TRANSFER “Barrel Kit”



Ref.	Descrip.	Flow rate	Voltage	Power	Inlet-Outlet	Conn. hose	Nozzle	Duty Cycle	Weight	Packaging
		l/min	AC V./Hz	W	BSPG	Ø		min	Kg	mm

<b>090-5039-M60</b>	Barrel Kit	<b>60</b>	230/50	440	F1" - F1"	20	Man.	Contin.	14,20	410X400X320
<b>090-5039-M70</b>	Barrel Kit	<b>70</b>	230/50	480	F1" - F1"	20	Man.	Contin.	14,20	410X400X320
<b>090-5039-M7X</b>	Barrel Kit	<b>70</b>	115/60	650	F1" - F1"	20	Man.	Contin.	14,50	410X400X320
<b>090-5039-060</b>	Barrel Kit	<b>60</b>	230/50	440	F1" - F1"	20	Aut.PA60	Contin.	14,60	410X400X320
<b>090-5039-070</b>	Barrel Kit	<b>70</b>	230/50	480	F1" - F1"	20	Aut.PA60	Contin.	14,60	410X400X320
<b>090-5039-07X</b>	Barrel Kit	<b>70</b>	115/60	650	F1" - F1"	20	Aut.PA60	Contin.	14,90	410X400X320

Kit for diesel transfer from drums and barrels through electric vane pump 230V / 115V. The kit is composed by metallic telescopic hose for suction, mechanical flow meter, 2” quick coupling for drum fixing, manual or automatic dispensing nozzle, with support bracket to facilitate the usage of the dispenser.

## “Barrel Kit” series composed by:



Art. 091-6100-060 Electric pump AC 230V 50Hz MEC-60 l/min



Art. 091-6100-070 Electric pump AC 230V 50Hz MEC-70 l/min

Art. 091-6102-070 Electric pump AC 115V 60Hz MEC-70 l/min



Art. 092-5103-000 Mechanical flow meter 3 digits F1” 120 l/min



Art. 908-0516-040 Connection hose  $\varnothing$  20 mm M-M 1” 4 m lenght



Art. 095-5284-000 Telescopic suction hose with foot valve  
M 1” 495<885 mm lenght



Art. 095-5280-609 M 1”- M 2” quick coupling



Art. 093-5200-000 Aluminium manual nozzle MC80 Flow rate 80 l/min



Art. 093-5210-000 Automatic nozzle PA60 Flow rate 70 l/min





Art. 093-5306-000 Nozzle support bracket



# ELECTRIC PUMPS KIT FOR DIESEL TRANSFER “Barrel Kit”



Ref.	Descrip.	Flow rate	Voltage	Power	Inlet-Outlet	Conn. hose	Nozzle	Flow meter	Duty cycle	Weight	Packaging
		l/min	AC V./Hz	W	BSPG	Ø			min	Kg	mm

<b>090-5040-M60</b>	Barrel Kit	<b>60</b>	230/50	440	F1" - F1"	20	Man.	YES	Contin.	16,00	550X400X320
<b>090-5040-M70</b>	Barrel Kit	<b>70</b>	230/50	480	F1" - F1"	20	Man.	YES	Contin.	16,00	550X400X320
<b>090-5040-M7X</b>	Barrel Kit	<b>70</b>	115/60	650	F1" - F1"	20	Man.	YES	Contin.	16,30	550X400X320
<b>090-5040-060</b>	Barrel Kit	<b>60</b>	230/50	440	F1" - F1"	20	Aut.PA60	YES	Contin.	16,50	550X400X320
<b>090-5040-070</b>	Barrel Kit	<b>70</b>	230/50	480	F1" - F1"	20	Aut.PA60	YES	Contin.	16,50	550X400X320
<b>090-5040-07X</b>	Barrel Kit	<b>70</b>	115/60	650	F1" - F1"	20	Aut.PA60	YES	Contin.	16,80	550X400X320



## CENTRIFUGAL PUMP KIT FOR DIESEL TRANSFER “Dispenser Kit”

Centrifugal electric pump kit for diesel transfer. It is perfect for a quick and handy refuelling from barrels of diesel-powered vehicles. It is equipped with suction filter and integrated switch. It can be powered from electric line 230V / 115V and battery 12V / 24V.

It is connected to the barrel through M64x4 2” BSP.

### “Dispenser Kit” series composed by:



**Art. 091-5600-040** Electric pump 230V 50Hz 40 l/min

**Art. 091-5602-040** Electric pump 115V 60Hz 40 l/min



**Art. 091-5610-035** Electric pump 12V 35 l/min

**Art. 091-5612-035** Electric pump 24 V 35 l/min



**Art. 908-0500-040** Antistatic rubber hose for diesel  $\varnothing$ 19X27 mm 4 m length




**Art. 093-5199-000** Plastic manual nozzle “MP120” Flow rate 120 l/min



**Art. 093-5210-000** Automatic nozzle PA60 Flow rate 70 l/min

# CENTRIFUGAL PUMP KIT FOR DIESEL TRANSFER “Dispenser Kit”



Ref.	Descrip.	Flow rate	Voltage	Power	Fixing to barrel	Conn. hose	Nozzle	Duty cycle	Weight	Packaging
		l/min	AC V./Hz DC Volt	W	BSPG	Ø		min	Kg	mm

<b>090-5400-040</b>	Dispenser kit	<b>40</b>	230/50	224	2"	19	Man.	Contin.	4,00	410x400x270
<b>090-5400-04X</b>	Dispenser kit	<b>40</b>	115/60	320	2"	19	Man.	Contin.	4,00	410x400x270
<b>090-5400-Y35</b>	Dispenser kit	<b>35</b>	12	110	2"	19	Man.	Contin.	4,00	410x400x270
<b>090-5400-Z35</b>	Dispenser kit	<b>35</b>	24	135	2"	19	Man.	Contin.	4,00	410x400x270
<b>090-5401-040</b>	Dispenser kit	<b>40</b>	230/50	224	2"	19	Aut.PA60	Contin.	5,10	410x400x270
<b>090-5401-04X</b>	Dispenser kit	<b>40</b>	115/60	320	2"	19	Aut.PA60	Contin.	5,10	410x400x270
<b>090-5401-Y35</b>	Dispenser kit	<b>35</b>	12	110	2"	19	Aut.PA60	Contin.	5,10	410x400x270
<b>090-5401-Z35</b>	Dispenser kit	<b>35</b>	24	135	2"	19	Aut.PA60	Contin.	5,10	410x400x270

Centrifugal electric pump kit for diesel transfer. It is perfect for a quick and handy refuelling from barrels of diesel-powered vehicles. It is equipped with suction filter and integrated switch. It can be powered from electric line 230V / 115V and battery 12V / 24V.

It is connected to the barrel through M64x4 2” BSP.

## “Dispenser Kit” series composed by



**Art. 091-5600-040** Electric pump 230V 50Hz 40 l/min

**Art. 091-5602-040** Electric pump 115V 60Hz 40 l/min



**Art. 091-5610-035** Electric pump 12V 35 l/min

**Art. 091-5612-035** Electric pump 24 V 35 l/min



**Art. 092-5124-000** Digital turbine flow meter MEC 24  
min/max flow rate 7/120 l/min



**Art. 908-0500-040** Antistatic rubber hose for diesel  $\varnothing$ 19X27 mm 4 m lenght



**Art. 093-5199-000** Plastic manual nozzle “MP120” Flow rate 120 l/min





**Art. 093-5210-000** Automatic nozzle PA60 Flow rate 70 l/min



# CENTRIFUGAL PUMP KIT FOR DIESEL TRANSFER “Dispenser Kit”



Ref.	Descrip.	Flow rate	Voltage	Power	Fixing to barell	Conn. hose	Nozzle	Flow meter	Duty cycle	Wei-ght	Packaging
		l/min	AC V./Hz DC Volt	W	BSPG	Ø			min	Kg	mm

<b>090-5402-040</b>	Dispenser kit	<b>40</b>	230/50	224	2"	19	Man	YES	Contin.	4,45	410x400x270
<b>090-5402-04X</b>	Dispenser kit	<b>40</b>	115/60	320	2"	19	Man.	YES	Contin.	4,45	410x400x270
<b>090-5402-Y35</b>	Dispenser kit	<b>35</b>	12	110	2"	19	Man.	YES	Contin.	4,45	410x400x270
<b>090-5402-Z35</b>	Dispenser kit	<b>35</b>	24	135	2"	19	Man.	YES	Contin.	4,45	410x400x270
<b>090-5403-040</b>	Dispenser kit	<b>40</b>	230/50	224	2"	19	Aut.PA60	YES	Contin.	5,45	410x400x270
<b>090-5403-04X</b>	Dispenser kit	<b>40</b>	115/60	320	2"	19	Aut.PA60	YES	Contin.	5,45	410x400x270
<b>090-5403-Y35</b>	Dispenser kit	<b>35</b>	12	110	2"	19	Aut.PA60	YES	Contin.	5,45	410x400x270
<b>090-5403-Z35</b>	Dispenser kit	<b>35</b>	24	135	2"	19	Aut.PA60	YES	Contin.	5,45	410x400x270

Diesel transferring kit for private use. It allows the quick and safe filling of the vehicles.  
All the accessories to complement the dispenser are available.

## “Compact” composed by:



**Art. 091-5081-045** 12V Pump - power cable (sec. 4 mmq, 4 m lenght) with pincers and fuse - 45 l/min

**Art. 091-5083-045** 24V Pump- power cable (sec. 4 mmq, 4 m lenght) con pincers and fuse - 45 l/min



**Art. 091-5081-060** 12V Pump- power cable (sec. 4 mmq, 4 m lenght) with pincers and fuse - 60 l/min

**Art. 091-5083-060** 24V Pump- power cable (sec. 4 mmq, 4 m lenght) with pincers and fuse - 60 l/min



**Art. 091-6100-060** Electric pump AC 230V 50Hz MEC-60 l/min

**Art. 091-6100-070** Electric pump AC 230V 50Hz MEC-70 l/min

**Art. 091-6100-100** Electric pump AC 230V 50Hz MEC-100 l/min



**Art. 091-6102-070** Electric pump AC 115V 60Hz MEC-70 l/min

**Art. 091-6102-100** Electric pump AC 115V 60Hz MEC-100 l/min



**Art. 908-0516-040** Connection hose ø 20 mm M-M 1” 4 m lenght

**Art. 908-0616-040** Connection hose ø 25 mm M-M 1” 4 m lenght



**Art. 093-5200-000** Aluminium manual nozzle MC80 Flow rate 80 l/min



**Art. 093-5210-000** Automatic nozzle PA60 Flow rate 70 l/min

**Art. 093-5220-000** Automatic nozzle PA120 Flow rate 120 l/min

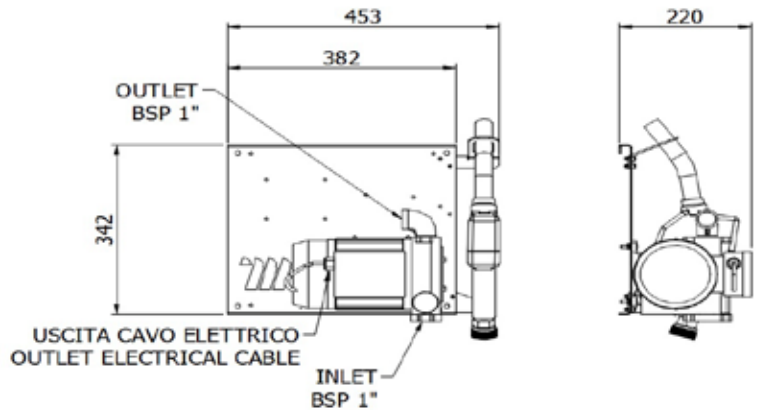
## OPTIONAL:



**Suction hose kit**

**Cartridge filter**

# WALL DISPENSER FOR DIESEL TRANSFER "Compact"



Ref.	Descrip.	Flow rate	Voltage	Power	Inlet-outlet	Conn. hose	Nozzle	Duty cycle	Weight	Packaging
		l/min	AC V/Hz DC Volt	W	BSPG	∅		min	Kg	mm

<b>090-5043-060</b>	Compact	<b>60</b>	230/50	440	F1" - F1"	20	Aut.PA60	Contin.	15,50	410X400X320
<b>090-5043-070</b>	Compact	<b>70</b>	230/50	480	F1" - F1"	20	Aut.PA60	Contin.	15,50	410X400X320
<b>090-5043-100</b>	Compact	<b>100</b>	230/50	800	F1" - F1"	25	Aut.PA120	Contin.	22,00	410X400X320
<b>090-5044-060</b>	Compact	<b>60</b>	230/50	440	F1" - F1"	20	Man.	Contin.	14,90	410X400X320
<b>090-5044-070</b>	Compact	<b>70</b>	230/50	480	F1" - F1"	20	Man.	Contin.	14,90	410X400X320
<b>090-5044-100</b>	Compact	<b>100</b>	230/50	800	F1" - F1"	25	Man.	Contin.	21,00	410X400X320
<b>090-5043-07X</b>	Compact	<b>70</b>	115/60	650	F1" - F1"	20	Aut.PA60	Contin.	15,80	410X400X320
<b>090-5043-10X</b>	Compact	<b>100</b>	115/60	1045	F1" - F1"	25	Aut.PA120	Contin.	22,28	410X400X320
<b>090-5044-07X</b>	Compact	<b>70</b>	115/60	650	F1" - F1"	20	Man.	Contin.	15,40	410X400X320
<b>090-5044-10X</b>	Compact	<b>100</b>	115/60	1045	F1" - F1"	25	Man.	Contin.	21,30	410X400X320
<b>090-5043-Y45</b>	Compact	<b>45</b>	12	264	F1" - F1"	20	Aut.PA60	40	12,15	410X400X320
<b>090-5043-Z45</b>	Compact	<b>45</b>	24	312	F1" - F1"	20	Aut.PA60	40	12,15	410X400X320
<b>090-5043-Y60</b>	Compact	<b>60</b>	12	336	F1" - F1"	20	Aut.PA60	40	13,30	410X400X320
<b>090-5043-Z60</b>	Compact	<b>60</b>	24	432	F1" - F1"	20	Aut.PA60	40	13,30	410X400X320
<b>090-5044-Y45</b>	Compact	<b>45</b>	12	264	F1" - F1"	20	Man.	40	11,60	410X400X320
<b>090-5044-Z45</b>	Compact	<b>45</b>	24	312	F1" - F1"	20	Man.	40	11,60	410X400X320
<b>090-5044-Y60</b>	Compact	<b>60</b>	12	336	F1" - F1"	20	Man.	40	12,75	410X400X320
<b>090-5044-Z60</b>	Compact	<b>60</b>	24	432	F1" - F1"	20	Man.	40	12,75	410X400X320

Diesel transferring kit for private use. It allows the quick and safe filling of the vehicles.

It also permits to measure and record the dispensed quantities.

All the accessories to complement the dispenser are available.

## “Compact” series composed by:



**Art. 091-5081-045** 12V Pump - power cable (sec. 4 mmq, 4 m lenght) with pincers and fuse - 45 l/min



**Art. 091-5083-045** 24V Pump - power cable (sec. 4 mmq, 4 m lenght) with pincers and fuse- 45 l/min



**Art. 091-5081-060** 12V Pump - power cable(sec. 4 mmq, 4 m lenght) with pincers and fuse - 60 l/min

**Art. 091-5083-060** 24V Pump- power cable (sec. 4 mmq, 4 m lenght) with pincers and fuse - 60 l/min

**Art. 091-6081-085** 12V Pump - power cable(sec. 6 mmq, 4 m lenght) with pincers and fuse - 85 l/min

**Art. 091-6083-085** 24V Pump- power cable (sec. 6 mmq, 4 m lenght) with pincers and fuse - 85 l/min



**Art. 091-6100-060** Electric pump AC 230V 50Hz MEC-60 l/min

**Art. 091-6100-070** Electric pump AC 230V 50Hz MEC-70 l/min

**Art. 091-6100-100** Electric pump AC 230V 50Hz MEC-100 l/min

**Art. 091-6102-070** Electric pump AC 115V 60Hz MEC-70 l/min

**Art. 091-6102-100** Electric pump AC 115V 60Hz MEC-100 l/min



**Art. 908-0516-040** Connection hose ø 20 mm M-M 1” 4 m lenght

**Art. 908-0616-040** Connection hose ø 25 mm M-M 1” 4 m lenght



**Art. 093-5200-000** Aluminium manual nozzle MC80 Flow rate 80 l/min



**Art. 093-5210-000** Automatic nozzle PA60 Flow rate 70 l/min

**Art. 093-5215-000** Automatic nozzle PA90 Flow rate 90 l/min

**Art. 093-5220-000** Automatic nozzle PA120 Flow rate 120 l/min



**Art. 092-5103-000** Mechanical flow meter 3 digits F1” 120 l/min 3C

**Art. 092-5104-000** Mechanical flow meter 4 digits F1” 120 l/min 4C



### OPTIONAL:

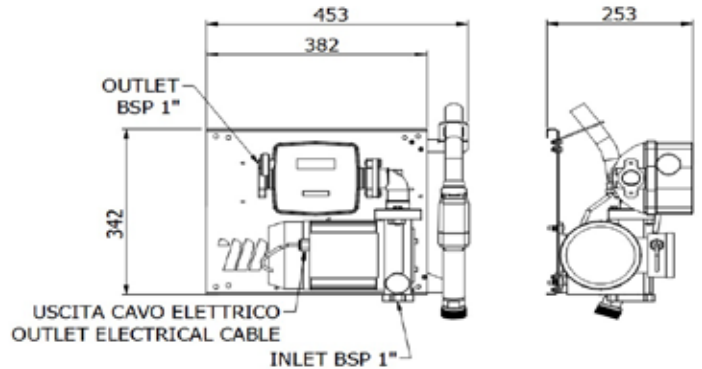
Suction hose kit



Cartridge filter



# WALL DISPENSER FOR DIESEL TRANSFER "Compact"



Ref.	Descrip.	Flow rate l/min	Voltage AC V/Hz DC Volt	Power W	Inlet-outlet BSPG	Conn. hose Ø	Nozzle	Flow meter	Duty cycle min	Weight Kg	Packaging mm
090-5045-060	Compact	60	230/50	440	F1" - F1"	20	AutPA60	3C	Contin.	17,55	410X400X320
090-5045-070	Compact	70	230/50	480	F1" - F1"	20	AutPA60	3C	Contin.	17,55	410X400X320
090-5045-100	Compact	100	230/50	800	F1" - F1"	25	AutPA120	4C	Contin.	23,90	410X400X320
090-5046-060	Compact	60	230/50	440	F1" - F1"	20	Manual	3C	Contin.	16,85	410X400X320
090-5046-070	Compact	70	230/50	480	F1" - F1"	20	Manual	3C	Contin.	16,85	410X400X320
090-5046-100	Compact	100	230/50	800	F1" - F1"	25	Manual	4C	Contin.	23,00	410X400X320
090-5045-07X	Compact	70	115/60	650	F1" - F1"	20	AutPA60	3C	Contin.	18,05	410X400X320
090-5045-10X	Compact	100	115/60	1045	F1" - F1"	25	AutPA120	4C	Contin.	24,20	410X400X320
090-5046-07X	Compact	70	115/60	650	F1" - F1"	20	Manual	3C	Contin.	17,35	410X400X320
090-5046-10X	Compact	100	115/60	1045	F1" - F1"	25	Manual	4C	Contin.	23,30	410X400X320
090-5045-Y45	Compact	45	12	264	F1" - F1"	20	AutPA60	3C	40	14,25	410X400X320
090-5045-Z45	Compact	45	24	312	F1" - F1"	20	AutPA60	3C	40	14,25	410X400X320
090-5045-Y60	Compact	60	12	336	F1" - F1"	20	AutPA60	3C	40	15,40	410X400X320
090-5045-Z60	Compact	60	24	432	F1" - F1"	20	AutPA60	3C	40	15,40	410X400X320
090-5046-Y45	Compact	45	12	264	F1" - F1"	20	Manual	3C	40	13,70	410X400X320
090-5046-Z45	Compact	45	24	312	F1" - F1"	20	Manual	3C	40	13,70	410X400X320
090-5046-Y60	Compact	60	12	336	F1" - F1"	20	Manual	3C	40	14,85	410X400X320
090-5046-Z60	Compact	60	24	432	F1" - F1"	20	Manual	3C	40	14,85	410X400X320
090-5046-Y85	Compact	85	12	432	F1" - F1"	20	AutPA90	4C	40	18,50	410X400X320
090-5046-Z85	Compact	85	24	432	F1" - F1"	20	AutPA90	4C	32	18,50	410X400X320

Diesel transferring kit for private use. It allows the quick and safe filling of the vehicles.

It also permits to measure and record the dispensed quantities.

All the accessories to complement the dispenser are available.

## “Compact” series composed by:



**Art. 091-5081-045** 12V Pump - power cable (sec. 4 mmq, 4 m lenght) with pincers and fuse - 45 l/min

**Art. 091-5083-045** 24V Pump - power cable (sec. 4 mmq, 4 m lenght) with pincers and fuse- 45 l/min



**Art. 091-5081-060** 12V Pump - power cable(sec. 4 mmq, 4 m lenght) with pincers and fuse - 60 l/min

**Art. 091-5083-060** 24V Pump- power cable (sec. 4 mmq, 4 m lenght) with pincers and fuse - 60 l/min



**Art. 091-6081-085** 12V Pump - power cable(sec. 6 mmq, 4 m lenght) with pincers and fuse - 85 l/min

**Art. 091-6083-085** 24V Pump- power cable (sec. 6 mmq, 4 m lenght) with pincers and fuse - 85 l/min



**Art. 091-6100-060** Electric pump AC 230V 50Hz MEC-60 l/min

**Art. 091-6100-070** Electric pump AC 230V 50Hz MEC-70 l/min

**Art. 091-6100-100** Electric pump AC 230V 50Hz MEC-100 l/min

**Art. 091-6102-070** Electric pump AC 115V 60Hz MEC-70 l/min

**Art. 091-6102-100** Electric pump AC 115V 60Hz MEC-100 l/min



**Art. 908-0516-040** Connection hose ø 20 mm M-M 1” 4 m lenght

**Art. 908-0616-040** Connection hose ø 25 mm M-M 1” 4 m lenght



**Art. 093-5210-000** Automatic nozzle PA60 Flow rate 70 l/min

**Art. 093-5215-000** Automatic nozzle PA90 Flow rate 90 l/min

**Art. 093-5220-000** Automatic nozzle PA120 Flow rate 120 l/min



**Art. 092-5103-000** Mechanical flow meter 3 digits F1” 120 l/min 3C

**Art. 092-5104-000** Mechanical flow meter 4 digits F1” 120 l/min 4C



**Art. 094-5240-000** Water separating delivery filter for diesel 70 l/min

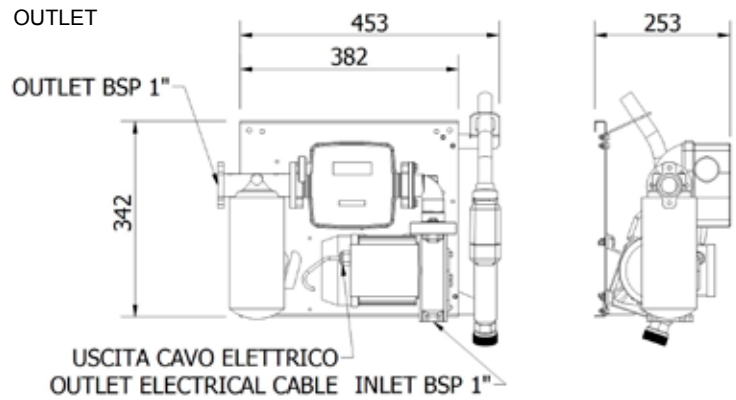
**Art. 094-5245-000** Water separating delivery filter for diesel 150 l/min

## OPTIONAL:



**Suction hose kit**

# WALL DISPENSER FOR DIESEL TRANSFER "Compact"



Ref.	Descrip.	Flow Rate	Voltage	Power	Inlet-Outlet	Conn. Hose	Nozzle	Flow meter/Filter	Duty Cycle	Weight	Packaging
		l/min	AC V/Hz DC Volt	W	BSPG	Ø			min	Kg	mm

090-5047-060	Compact	60	230/50	440	F1" - F1"	20	Aut.PA60	3CYES	Contin.	18,50	550X400X320
090-5047-070	Compact	70	230/50	480	F1" - F1"	20	Aut.PA60	3CYES	Contin.	18,50	550X400X320
090-5047-100	Compact	100	230/50	800	F1" - F1"	25	Aut.PA120	4CYES	Contin.	26,20	550X400X320
090-5047-07X	Compact	70	115/60	650	F1" - F1"	20	Aut.PA60	3CYES	Contin.	19,00	550X400X320
090-5047-10X	Compact	100	115/60	1045	F1" - F1"	25	Aut.PA120	4CYES	Contin.	26,50	550X400X320
090-5047-Y45	Compact	45	12	264	F1" - F1"	20	Aut.PA60	3CYES	40	15,40	550X400X320
090-5047-Z45	Compact	45	24	312	F1" - F1"	20	Aut.PA60	3CYES	40	15,40	550X400X320
090-5047-Y60	Compact	60	12	336	F1" - F1"	20	Aut.PA60	3CYES	40	16,55	550X400X320
090-5047-Z60	Compact	60	24	432	F1" - F1"	20	Aut.PA60	3CYES	40	16,55	550X400X320
090-5047-Y85	Compact	85	12	432	F1" - F1"	20	Aut.PA90	4CYES	30	20,80	550X400X320
090-5047-Z85	Compact	85	24	432	F1" - F1"	20	Aut.PA90	4CYES	30	20,80	550X400X320

Diesel transferring kit for private use. It allows the quick and safe filling of the vehicles. It also permits to measure and record the dispensed quantities.

### “Wall Mec” series composed by:



**Art. 091-6100-060** Electric pump AC 230V 50Hz MEC-60 l/min



**Art. 091-6100-070** Electric pump AC 230V 50Hz MEC-70 l/min

**Art. 091-6102-070** Electric pump AC 115V 60Hz 70 l/min



**Art. 091-6100-100** Electric pump AC 230V 50Hz MEC-100 l/min

**Art. 091-6102-100** Electric pump AC 115V 60Hz 100 l/min



**Art. 908-0516-060** Connection hose  $\varnothing$  20 mm M-M 1” 6 m length

**Art. 908-0616-060** Connection hose  $\varnothing$  25 mm M-M 1” 6 m length



**Art. 093-5210-000** Automatic nozzle PA60 Flow rate 70 l/min

**Art. 093-5220-000** Automatic nozzle PA120 Flow rate 120 l/min



**Art. 092-5103-000** Mechanical flow meter 3 digits F1” 120 l/min 3C

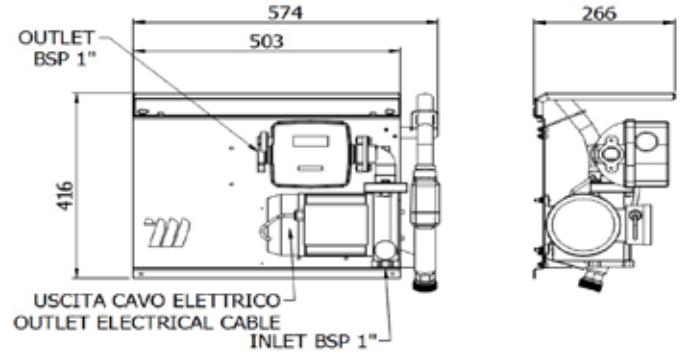
**Art. 092-5104-000** Mechanical flow meter 4 digits F1” 120 l/min 4C



**Art. 095-5440-040** Suction hose kit with valve  $\varnothing$  25, 4 m length



# WALL DISPENSER FOR DIESEL TRANSFER "Wall Mec"



Ref.	Descrip.	Flow rate l/min	Voltage AC V./Hz	Power W	Inlet-outlet BSPG	Conn. hose Ø	Nozzle	Flow meter	Duty cycle min	Weight Kg	Packaging mm
<b>Without suction hose kit</b>											
090-5048-060	Wall Mec	60	230/50	440	F1" - F1"	20	Aut.PA60	3C	Contin.	20,50	550X400X320
090-5048-070	Wall Mec	70	230/50	480	F1" - F1"	20	Aut.PA60	3C	Contin.	20,50	550X400X320
090-5048-100	Wall Mec	100	230/50	800	F1" - F1"	25	Aut.PA120	4C	Contin.	26,70	550X400X320
090-5048-07X	Wall Mec	70	115/60	650	F1" - F1"	20	Aut.PA60	3C	Contin.	21,70	550X400X320
090-5048-10X	Wall Mec	100	115/60	1045	F1" - F1"	25	Aut.PA120	4C	Contin.	26,70	550X400X320

## With suction hose kit ref. 095-5440-040

090-5148-060	Wall Mec	60	230/50	440	F1" - F1"	20	Aut.PA60	3C	Contin.	22,00	550X400X320
090-5148-070	Wall Mec	70	230/50	480	F1" - F1"	20	Aut.PA60	3C	Contin.	22,00	550X400X320
090-5148-100	Wall Mec	100	230/50	800	F1" - F1"	25	Aut.PA120	4C	Contin.	28,20	550X400X320
090-5148-07X	Wall Mec	70	115/60	650	F1" - F1"	20	Aut.PA60	3C	Contin.	23,20	550X400X320
090-5148-10X	Wall Mec	100	115/60	1045	F1" - F1"	25	Aut.PA120	4C	Contin.	28,20	550X400X320

Diesel transferring kit for private use. It allows the quick and safe filling of the vehicles. It also permits to measure and record the dispensed quantities.

## “Wall Mec” series composed by:



**Art. 091-6100-060** Electric pump AC 230V 50Hz MEC-60 l/min

**Art. 091-6100-070** Electric pump AC 230V 50Hz MEC-70 l/min

**Art. 091-6102-070** Electric pump AC 115V 60Hz MEC-70 l/min



**Art. 091-6100-100** Electric pump AC 230V 50Hz MEC-100 l/min

**Art. 091-6102-100** Electric pump AC 115V 60Hz MEC-100 l/min



**Art. 091-6081-085** 12V Pump - power cable(sec. 6 mmq, 4 m lenght) with pincers and fuse - 85 l/min

**Art. 091-6083-085** 24V Pump- power cable (sec. 6 mmq, 4 m lenght) with pincers and fuse - 85 l/min



**Art. 908-0516-060** Connection hose ø 20 mm M-M 1” 6 m lenght

**Art. 908-0616-060** Connection hose ø 25 mm M-M 1” 6 m lenght



**Art. 093-5210-000** Automatic nozzle PA60 Flow rate 70 l/min

**Art. 093-5215-000** Automatic nozzle PA90 Flow rate 90 l/min

**Art. 093-5220-000** Automatic nozzle PA120 Flow rate 120 l/min



**Art. 092-5103-000** Mechanical flow meter 3 digits F1” 120 l/min 3C

**Art. 092-5104-000** Mechanical flow meter 4 digits F1” 120 l/min 4C



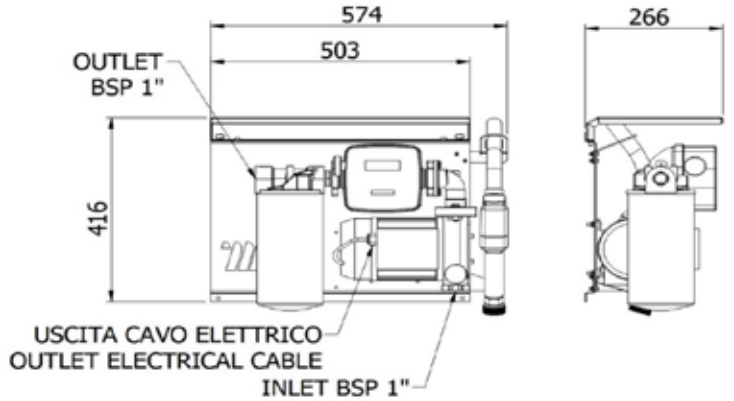
**Art. 094-5240-000** Water separating delivery filter for diesel 70 l/min

**Art. 094-5245-000** Water separating delivery filter for diesel 150 l/min



**Art. 095-5440-040** Suction hose kit with valve Ø 25, 4 m lenght

# WALL DISPENSER FOR DIESEL TRANSFER "Wall Mec"



Ref.	Descrip.	Flow rate	Voltage	Power	Inlet-outlet	Conn. hose	Nozzle	Flow meter/ Filter	Duty cycle	Weight	Packaging
		l/min	AC V./Hz DC Volt	W	BSPG	Ø			min	Kg	mm
<b>Without suction hose kit</b>											
090-5049-060	Wall Mec	60	230/50	440	F1" - F1"	20	Aut.PA60	3CYES	Contin.	21,70	550X400X320
090-5049-070	Wall Mec	70	230/50	480	F1" - F1"	20	Aut.PA60	3CYES	Contin.	21,70	550X400X320
090-5049-100	Wall Mec	100	230/50	800	F1" - F1"	25	Aut.PA120	4CYES	Contin.	29,00	550X400X320
090-5049-07X	Wall Mec	70	115/60	650	F1" - F1"	20	Aut.PA60	3CYES	Contin.	22,00	550X400X320
090-5049-10X	Wall Mec	100	115/60	1045	F1" - F1"	25	Aut.PA120	4CYES	Contin.	29,30	550X400X320
090-5049-Y85	Wall Mec	85	12	432	F1" - F1"	20	Aut.PA90	4CYES	30	24,30	550X400X320
090-5049-Z85	Wall Mec	85	24	432	F1" - F1"	20	Aut.PA90	4CYES	30	24,30	550X400X320

## With suction hose kit Cod. 095-5440-040

090-5149-060	Wall Mec	60	230/50	440	F1" - F1"	20	Aut.PA60	3CYES	Contin.	23,20	550X400X320
090-5149-070	Wall Mec	70	230/50	480	F1" - F1"	20	Aut.PA60	3CYES	Contin.	23,20	550X400X320
090-5149-100	Wall Mec	100	230/50	800	F1" - F1"	25	Aut.PA120	4CYES	Contin.	30,50	550X400X320
090-5149-07X	Wall Mec	70	115/60	650	F1" - F1"	20	Aut.PA60	3CYES	Contin.	23,50	550X400X320
090-5149-10X	Wall Mec	100	115/60	1045	F1" - F1"	25	Aut.PA120	4CYES	Contin.	30,80	550X400X320
090-5149-Y85	Wall Mec	85	12	432	F1" - F1"	20	Aut.PA90	4CYES	30	25,80	550X400X320
090-5149-Z85	Wall Mec	85	24	432	F1" - F1"	20	Aut.PA90	4CYES	30	25,80	550X400X320

Diesel transferring kit for private use. It allows the quick and safe filling of the vehicles. It also permits to measure and record the dispensed quantities.

### “Wall Mec” series composed by:



**Art. 091-6100-060** Electric pump AC 230V 50Hz MEC-60 l/min



**Art. 091-6100-070** Electric pump AC 230V 50Hz MEC-70 l/min  
**Art. 091-6102-070** Electric pump AC 115V 60Hz 70 l/min



**Art. 091-6100-100** Electric pump AC 230V 50Hz MEC-100 l/min  
**Art. 091-6102-100** Electric pump AC 115V 60Hz 100 l/min



**Art. 908-0516-060** Connection hose  $\varnothing$  20 mm M-M 1” 6 m lenght  
**Art. 908-0616-060** Connection hose  $\varnothing$  25 mm M-M 1” 6 m lenght



**Art. 093-5210-000** Automatic nozzle PA60 Flow rate 70 l/min  
**Art. 093-5220-000** Automatic nozzle PA120 Flow rate 120 l/min



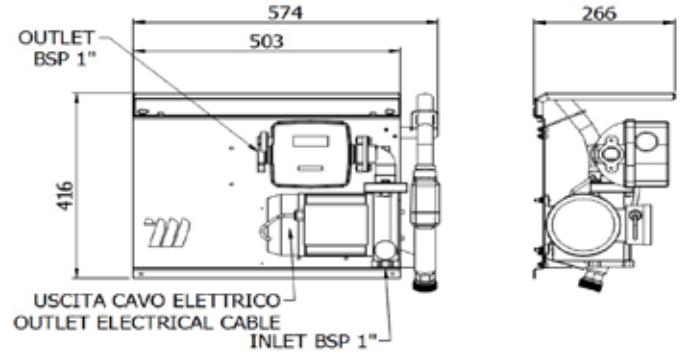
**Art. 092-5130-000** Digital flow meter with gears MGE-110



**Art. 095-5440-040** Suction hose kit with valve  $\varnothing$  25, 4 m lenght



# WALL DISPENSER FOR DIESEL TRANSFER "Wall Mec"



Ref.	Descrip.	Flow rate	Voltage	Power	Inlet-outlet	Conn. hose	Nozzle	Flow meter	Duty cycle	Weight	Packaging
		l/min	AC V./Hz	W	BSPG	Ø			min	Kg	mm

## Without suction hose kit

090-5248-060	Wall Mec	60	230/50	440	F1" - F1"	20	Aut.PA60	110	Contin.	19,50	550X400X320
090-5248-070	Wall Mec	70	230/50	480	F1" - F1"	20	Aut.PA60	110	Contin.	19,50	550X400X320
090-5248-100	Wall Mec	100	230/50	800	F1" - F1"	25	Aut.PA120	110	Contin.	25,70	550X400X320
090-5248-07X	Wall Mec	70	115/60	650	F1" - F1"	20	Aut.PA60	110	Contin.	20,70	550X400X320
090-5248-10X	Wall Mec	100	115/60	1045	F1" - F1"	25	Aut.PA120	110	Contin.	25,70	550X400X320

## With suction hose kit ref. 095-5440-040

090-5348-060	Wall Mec	60	230/50	440	F1" - F1"	20	Aut.PA60	110	Contin.	21,00	550X400X320
090-5348-070	Wall Mec	70	230/50	480	F1" - F1"	20	Aut.PA60	110	Contin.	21,00	550X400X320
090-5348-100	Wall Mec	100	230/50	800	F1" - F1"	25	Aut.PA120	110	Contin.	27,20	550X400X320
090-5348-07X	Wall Mec	70	115/60	650	F1" - F1"	20	Aut.PA60	110	Contin.	22,20	550X400X320
090-5348-10X	Wall Mec	100	115/60	1045	F1" - F1"	25	Aut.PA120	110	Contin.	27,20	550X400X320

Diesel transferring kit for private use. It allows the quick and safe filling of the vehicles. It also permits to measure and record the dispensed quantities.

## “Wall Mec” series composed by:



**Art. 091-6100-060** Electric pump AC 230V 50Hz MEC-60 l/min

**Art. 091-6100-070** Electric pump AC 230V 50Hz MEC-70 l/min

**Art. 091-6102-070** Electric pump AC 115V 60Hz MEC-70 l/min



**Art. 091-6100-100** Electric pump AC 230V 50Hz MEC-100 l/min

**Art. 091-6102-100** Electric pump AC 115V 60Hz MEC-100 l/min



**Art. 908-0516-060** Connection hose  $\varnothing$  20 mm M-M 1" 6 m lenght

**Art. 908-0616-060** Connection hose  $\varnothing$  25 mm M-M 1" 6 m lenght



**Art. 093-5210-000** Automatic nozzle PA60 Flow rate 70 l/min

**Art. 093-5220-000** Automatic nozzle PA120 Flow rate 120 l/min



**Art. 092-5130-000** Digital flow meter with gears MGE-110

min-max flow rate 5-110 l/min



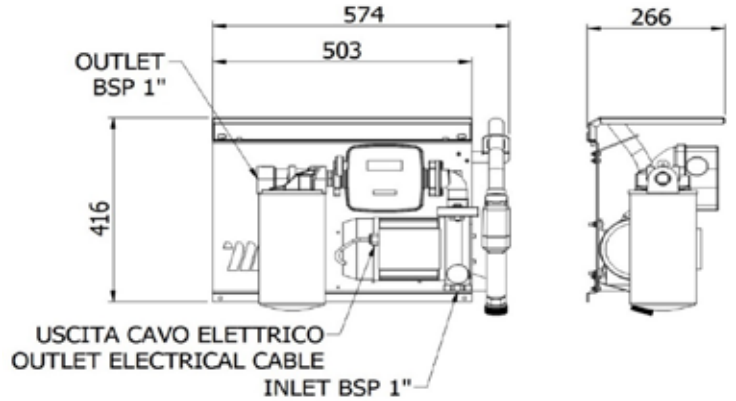
**Art. 094-5240-000** Water separating delivery filter for diesel 70 l/min

**Art. 094-5245-000** Water separating delivery filter for diesel 150 l/min



**Art. 095-5440-040** Suction hose kit with valve  $\varnothing$  25, 4 m lenght

# WALL DISPENSER FOR DIESEL TRANSFER "Wall Mec"



Ref.	Descrip.	Flow rate	Voltage	Power	Inlet-outlet	Conn. hose	Nozzle	Flow meter/ Filter	Duty cycle	Weight	Packaging
		l/min	AC V./Hz	W	BSPG	Ø			min	Kg	mm

## Without suction hose kit

<b>090-5249-060</b>	Wall Mec	<b>60</b>	230/50	440	F1" - F1"	20	Aut.PA60	YES110	Contin.	20,70	550X400X320
<b>090-5249-070</b>	Wall Mec	<b>70</b>	230/50	480	F1" - F1"	20	Aut.PA60	YES110	Contin.	20,70	550X400X320
<b>090-5249-100</b>	Wall Mec	<b>100</b>	230/50	800	F1" - F1"	25	Aut.PA120	YES110	Contin.	28,00	550X400X320
<b>090-5249-07X</b>	Wall Mec	<b>70</b>	115/60	650	F1" - F1"	20	Aut.PA60	YES110	Contin.	21,00	550X400X320
<b>090-5249-10X</b>	Wall Mec	<b>100</b>	115/60	1045	F1" - F1"	25	Aut.PA120	YES110	Contin.	28,30	550X400X320

## With suction hose kit Cod. 095-5440-040

<b>090-5349-060</b>	Wall Mec	<b>60</b>	230/50	440	F1" - F1"	20	Aut.PA60	YES110	Contin.	22,20	550X400X320
<b>090-5349-070</b>	Wall Mec	<b>70</b>	230/50	480	F1" - F1"	20	Aut.PA60	YES110	Contin.	22,20	550X400X320
<b>090-5349-100</b>	Wall Mec	<b>100</b>	230/50	800	F1" - F1"	25	Aut.PA120	YES110	Contin.	29,50	550X400X320
<b>090-5349-07X</b>	Wall Mec	<b>70</b>	115/60	650	F1" - F1"	20	Aut.PA60	YES110	Contin.	22,50	550X400X320
<b>090-5349-10X</b>	Wall Mec	<b>100</b>	115/60	1045	F1" - F1"	25	Aut.PA120	YES110	Contin.	29,80	550X400X320

Solid cabinet in anti-corrosion painted steel complete with key lock. The pump is inside the cabinet with anti-vibration supports. It is equipped with nozzle holder, microswitch to turn it on/off, automatic nozzle with swiveling joint, flow meter, water separating, emergency button.

Diesel transfer system for private usage, it allows the quick and safe filling of vehicles, and permits to measure and record the dispensed quantities.

**“Meclube Box” series composed by:**

**Art. 091-6100-060** Electric pump AC 230V 50Hz MEC-60 l/min

**Art. 091-6100-070** Electric pump AC 230V 50Hz MEC-70 l/min

**Art. 091-6102-070** Electric pump AC 115V 60Hz MEC-70 l/min



**Art. 091-6100-100** Electric pump AC 230V 50Hz MEC-100 l/min

**Art. 091-6102-100** Electric pump AC 115V 60Hz MEC-100 l/min



**Art. 908-0516-060** Connection hose  $\varnothing$  20 mm M-M 1” 6 m length

**Art. 908-0616-060** Connection hose  $\varnothing$  25 mm M-M 1” 6 m length



**Art. 093-5210-000** Automatic nozzle PA60 Flow rate 70 l/min

**Art. 093-5220-000** Automatic nozzle PA120 Flow rate 120 l/min



**Art. 092-5103-000** Mechanical flow meter 3 digits F1” 120 l/min 3C

**Art. 092-5104-000** Mechanical flow meter 4 digits F1” 120 l/min 4C



**Art. 094-5240-000** Water separating delivery filter for diesel 70 l/min

**Art. 094-5245-000** Water separating delivery filter for diesel 150 l/min



**Art. 090-5056-000** Cabinet

**OPTIONAL:**

Suction hose kit

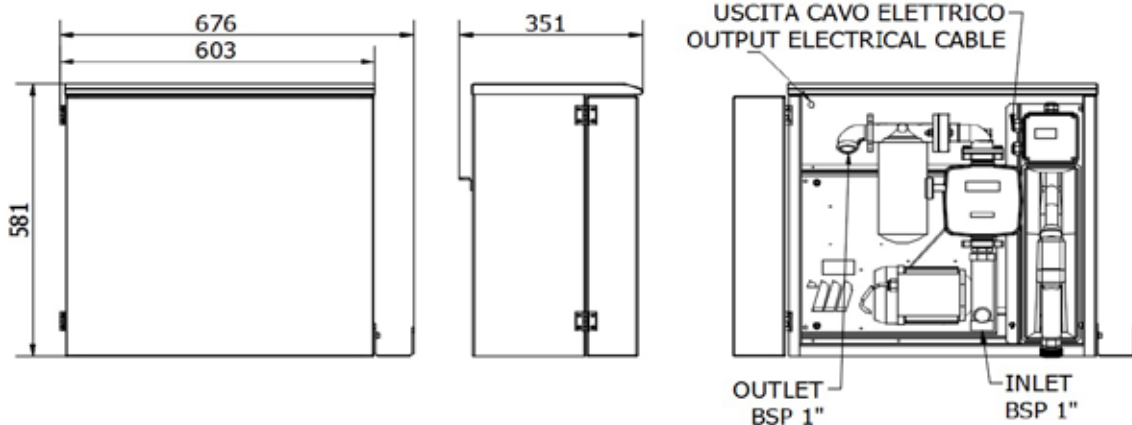
# CABINET DISPENSER FOR DIESEL TRANSFER “Meclube Box”



Ref.	Descrip.	Flow rate	Voltage	Power	Inlet-Outlet	Conn. hose	Nozzle	Flow meter/Filter	Duty cycle	Weight	Packaging
		l/min	AC V./Hz	W	BSPG	Ø			min	Kg	mm

<b>090-5050-060</b>	Meclube box	<b>60</b>	230/50	440	F1" - F1"	20	Aut.PA60	3C YES	Contin.	37,30	615X375X605
<b>090-5050-070</b>	Meclube box	<b>70</b>	230/50	480	F1" - F1"	20	Aut.PA60	3C YES	Contin.	37,30	615X375X605
<b>090-5050-100</b>	Meclube box	<b>100</b>	230/50	800	F1" - F1"	25	Aut.PA120	4C YES	Contin.	47,35	615X375X605

<b>090-5050-07X</b>	Meclube box	<b>70</b>	115/60	650	F1" - F1"	20	Aut.PA60	3C YES	Contin.	37,30	615X375X605
<b>090-5050-10X</b>	Meclube box	<b>100</b>	115/60	1045	F1" - F1"	25	Aut.PA120	4C YES	Contin.	47,35	615X375X605





Solid cabinet in anti-corrosion painted steel complete with key lock. The pump is inside the cabinet with anti-vibration supports. It is equipped with automatic nozzle with swiveling joint, flow meter, water separating, emergency button.

Diesel transfer system for private usage, it allows the quick and safe filling of vehicles, and permits to measure and record the dispensed quantities.

## “Meclube Box” series composed by:



**Art. 091-6100-060** Electric pump AC 230V 50Hz MEC-60 l/min

**Art. 091-6100-070** Electric pump AC 230V 50Hz MEC-70 l/min

**Art. 091-6102-070** Electric pump AC 115V 60Hz MEC-70 l/min



**Art. 091-6100-100** Electric pump AC 230V 50Hz MEC-100 l/min

**Art. 091-6102-100** Electric pump AC 115V 60Hz MEC-100 l/min



**Art. 908-0516-060** Connection hose  $\varnothing$  20 mm M-M 1" 6 m length

**Art. 908-0616-060** Connection hose  $\varnothing$  25 mm M-M 1" 6 m length



**Art. 093-5210-000** Automatic nozzle PA60 Flow rate 70 l/min

**Art. 093-5220-000** Automatic nozzle PA120 Flow rate 120 l/min



**Art. 092-5103-000** Mechanical flow meter 3 digits F1" 120 l/min 3C

**Art. 092-5104-000** Mechanical flow meter 4 digits F1" 120 l/min 4C



**Art. 094-5240-000** Water separating delivery filter for diesel 70 l/min

**Art. 094-5245-000** Water separating delivery filter for diesel 150 l/min



**Art. 090-5056-000** Cabinet

## OPTIONAL:



Suction hose kit

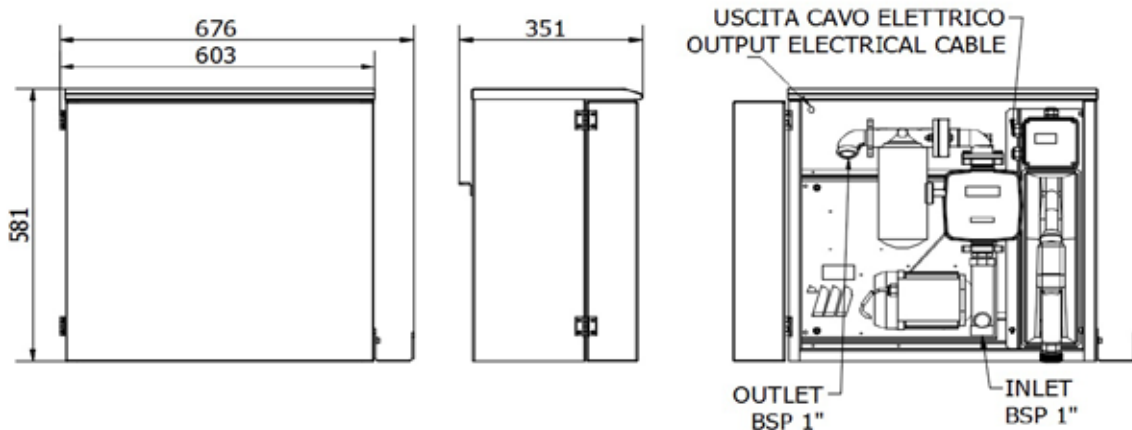
# CABINET DISPENSER FOR DIESEL TRANSFER “Meclube Box”



Ref.	Descrip.	Flow rate	Voltage	Power	Inlet-Outlet	Conn. hose	Nozzle	Flow meter/Filter	Duty cycle	Weight	Packaging
		l/min	AC V./Hz	W	BSPG	Ø			min	Kg	mm

<b>090-5051-060</b>	Meclube box	<b>60</b>	230/50	440	F1" - F1"	20	Aut.PA60	3C YES	Contin.	36,00	615X375X605
<b>090-5051-070</b>	Meclube box	<b>70</b>	230/50	480	F1" - F1"	20	Aut.PA60	3C YES	Contin.	37,00	615X375X605
<b>090-5051-100</b>	Meclube box	<b>100</b>	230/50	800	F1" - F1"	25	Aut.PA120	4C YES	Contin.	45,00	615X375X605

<b>090-5051-07X</b>	Meclube box	<b>70</b>	115/60	650	F1" - F1"	20	Aut.PA60	3C YES	Contin.	37,00	615X375X605
<b>090-5051-10X</b>	Meclube box	<b>100</b>	115/60	1045	F1" - F1"	25	Aut.PA120	4C YES	Contin.	45,00	615X375X605



Solid cabinet in anti-corrosion painted steel complete with key lock. The pump is inside the cabinet with anti-vibration supports. It is equipped with automatic nozzle with swiveling joint, flow meter, water separating.

Diesel transfer system for private usage, it allows the quick and safe filling of vehicles, and permits to measure and record the dispensed quantities.

**“Meclube Box” series composed by:**

**Art. 091-6100-060** Electric pump AC 230V 50Hz MEC-60 l/min

**Art. 091-6100-070** Electric pump AC 230V 50Hz MEC-70 l/min

**Art. 091-6102-070** Electric pump AC 115V 60Hz MEC-70 l/min



**Art. 091-6100-100** Electric pump AC 230V 50Hz MEC-100 l/min

**Art. 091-6102-100** Electric pump AC 115V 60Hz MEC-100 l/min



**Art. 908-0516-060** Connection hose  $\varnothing$  20 mm M-M 1” 6 m length

**Art. 908-0616-060** Connection hose  $\varnothing$  25 mm M-M 1” 6 m length



**Art. 093-5210-000** Automatic nozzle PA60 Flow rate 70 l/min

**Art. 093-5220-000** Automatic nozzle PA120 Flow rate 120 l/min



**Art. 092-5103-000** Mechanical flow meter 3 digits F1” 120 l/min 3C

**Art. 092-5104-000** Mechanical flow meter 4 digits F1” 120 l/min 4C



**Art. 094-5240-000** Water separating delivery filter for diesel 70 l/min

**Art. 094-5245-000** Water separating delivery filter for diesel 150 l/min



**Art. 090-5056-000** Cabinet

**OPTIONAL:**

Suction hose kit

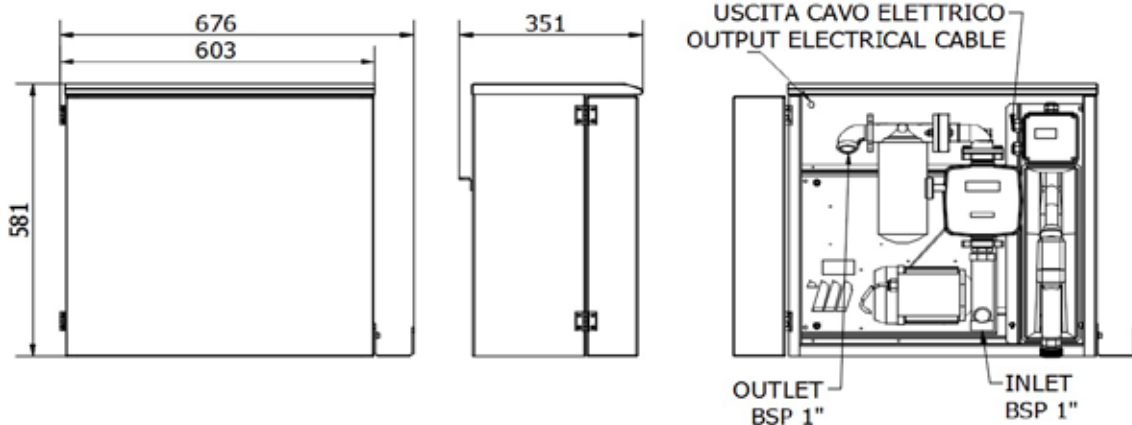
# CABINET DISPENSER FOR DIESEL TRANSFER "Meclube Box"



Ref.	Descrip.	Flow rate	Voltage	Power	Inlet-Outlet	Conn. hose	Nozzle	Flow meter/Filter	Duty cycle	Weight	Packaging
		l/min	AC V./Hz	W	BSPG	Ø			min	Kg	mm

<b>090-5052-060</b>	Meclube box	<b>60</b>	230/50	440	F1" - F1"	20	Aut.PA60	3C YES	Contin.	35,30	615X375X605
<b>090-5052-070</b>	Meclube box	<b>70</b>	230/50	480	F1" - F1"	20	Aut.PA60	3C YES	Contin.	35,30	615X375X605
<b>090-5052-100</b>	Meclube box	<b>100</b>	230/50	800	F1" - F1"	25	Aut.PA120	4C YES	Contin.	43,90	615X375X605

<b>090-5052-07X</b>	Meclube box	<b>70</b>	115/60	650	F1" - F1"	20	Aut.PA60	3C YES	Contin.	35,30	615X375X605
<b>090-5052-10X</b>	Meclube box	<b>100</b>	115/60	1045	F1" - F1"	25	Aut.PA120	4C YES	Contin.	43,90	615X375X605



Solid cabinet in anti-corrosion painted steel complete with key lock. The pump is inside the cabinet with anti-vibration supports. It is equipped with automatic nozzle with swiveling joint, flow meter, water separating.

Diesel transfer system for private usage, it allows the quick and safe filling of vehicles, and permits to measure and record the dispensed quantities.

## “Meclube Box” series composed by:



**Art. 091-5081-060** 12V Pump- power cable (sec. 4 mmq, 4 m lenght) with pincers and fuse - 60 l/min

**Art. 091-5083-060** 24V Pump- power cable (sec. 4 mmq, 4 m lenght) with pincers and fuse - 60 l/min



**Art. 091-6081-085** 12 V Pump- power cable (sec. 6 mmq, 4 m lenght) with pincers and fuse - 85 l/min

**Art. 091-6083-085** 24 V Pump- power cable (sec. 6 mmq, 4 m lenght) with pincers and fuse - 85 l/min



**Art. 908-0516-060** Connection hose ø 20 mm M-M 1” 6 m lenght



**Art. 093-5210-000** Automatic nozzle PA60 Flow rate 70 l/min

**Art. 093-5215-000** Automatic nozzle PA90 Flow rate 90 l/min



**Art. 092-5103-000** Mechanical flow meter 3 digits F1” 120 l/min 3C

**Art. 092-5104-000** Mechanical flow meter 4 digits F1” 120 l/min 4C



**Art. 094-5240-000** Water separating delivery filter for diesel 70 l/min

**Art. 094-5245-000** Water separating delivery filter for diesel 150 l/min



**Art. 090-5056-000** Cabinet

## OPTIONAL:



Suction hose kit



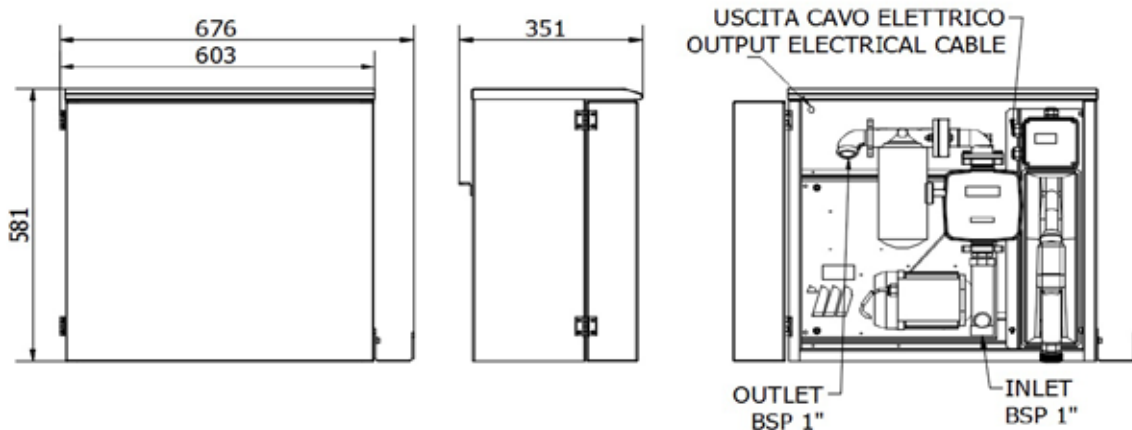
# CABINET DISPENSER FOR DIESEL TRANSFER “Meclube Box”



Ref.	Descrip.	Flow rate	Voltage	Power	Inlet-Outlet	Conn. hose	Nozzle	Flow meter/Filter	Duty cycle	Weight	Packaging
		l/min	DC Volt	W	BSPG	Ø			min	Kg	mm

<b>090-5054-060</b>	Meclube box	<b>60</b>	12	336	F1" - F1"	20	Aut.PA60	3C YES	40	33,40	615X375X605
<b>090-5054-085</b>	Meclube box	<b>85</b>	12	432	F1" - F1"	20	Aut.PA90	4C YES	30	38,10	615X375X605

<b>090-5055-060</b>	Meclube box	<b>60</b>	24	432	F1" - F1"	20	Aut.PA60	3C YES	40	33,40	615X375X605
<b>090-5055-085</b>	Meclube box	<b>85</b>	24	432	F1" - F1"	20	Aut.PA90	4C YES	30	38,10	615X375X605



The Mec-Reel manufactured by Meclube is a dispatching group composed by an automatic hose reel with 15 m hose, pump with continuous power, water filter in suction and automatic nozzle, all components are integrated in a strong support. The Mec-Reel can be easily installed due to its compactness and versatility. It is the perfect solution to complete tanks or for mobile units.

### “Mec-Reel” series composed by:



**Art. 091-5081-060** 12V Pump - power cable (sec. 4 mmq. m 4 lenght)  
with pincers and fuse - 60 l/min

**Art. 091-5083-060** 24V Pump - power cable (sec. 4 mmq. m 4 lenght)  
with pincers and fuse - 60 l/min



**Art. 091-6100-060** Electric pump AC 230V 50Hz MEC-60 l/min

**Art. 091-6100-070** Electric pump AC 230V 50Hz MEC-70 l/min

**Art. 091-6102-070** Electric pump AC 115V 60Hz MEC-70 l/min



**Art. 070-1408-515** Automatic fixed diesel hose reel 10 bar

Hose lenght 15 m - Ø hose 3/4" - Inlet/Outlet G 1"







**Art. 093-5210-000** Automatic nozzle PA60 Flow rate 70 l/min

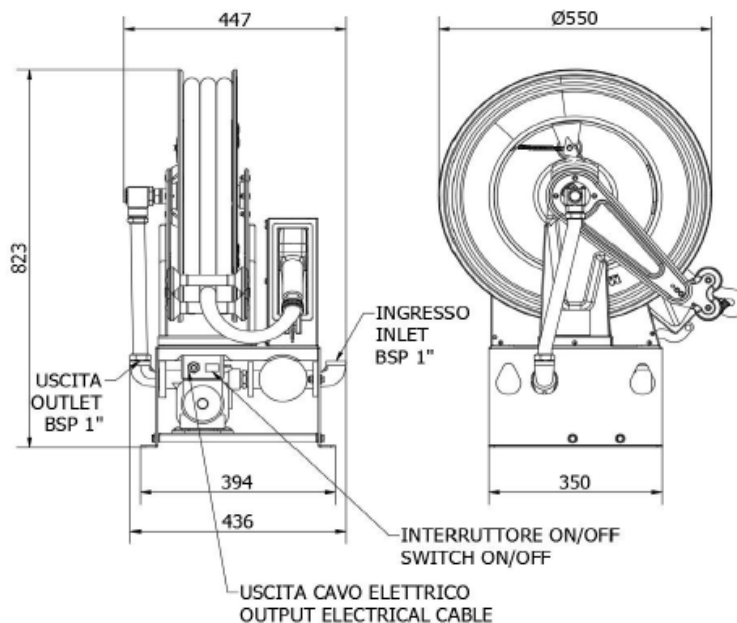


**Art. 094-5240-000** Water separating delivery filter for diesel 70 l/min

# “Mec-Reel” DISTRIBUTOR



Ref.	Description	Flow rate	Voltage	Power	Inlet	Hose Reel	Nozzle	Filter	Weight	Packaging
		l/min	AC V./Hz DC Volt	W	BSPG				Kg	mm
<b>090-5060-060</b>	Mec-Reel	<b>60</b>	230/50	440	F1"	Ø 3/4"-15 m	Aut.PA60	70 l/min	57,50	475x670x840
<b>090-5060-070</b>	Mec-Reel	<b>75</b>	230/50	480	F1"	Ø 3/4"-15 m	Aut.PA60	70 l/min	58,50	475x670x840
<b>090-5060-07X</b>	Mec-Reel	<b>75</b>	115/60	650	F1"	Ø 3/4"-15 m	Aut.PA60	70 l/min	58,50	475x670x840
<b>090-5060-Y60</b>	Mec-Reel	<b>60</b>	12	336	F1"	Ø 3/4"-15 m	Aut.PA60	70 l/min	57,50	475x670x840
<b>090-5060-Z60</b>	Mec-Reel	<b>60</b>	24	432	F1"	Ø 3/4"-15 m	Aut.PA60	70 l/min	57,50	475x670x840



The Mec-Reel manufactured by Meclube is a dispatching group composed by an automatic hose reel with 15 m hose, pump with continuous power, water filter in suction and automatic nozzle, all components are integrated in a strong support. The Mec-Reel can be easily installed due to its compactness and versatility. It is the perfect solution to complete tanks or for mobile units.

### “Mec-Reel” series composed by:



**Art. 091-6081-085** 12V Pump - power cable(sec. 6 mmq, 4 m lenght)  
with pincers and fuse - 85 l/min

**Art. 091-6083-085** 24V Pump- power cable (sec. 6 mmq, 4 m lenght)  
with pincers and fuse - 85 l/min



**Art. 091-6100-100** Electric pump AC 230V 50Hz MEC-100 l/min

**Art. 091-6102-100** Electric pump AC 115V 60Hz MEC-100 l/min



**Art. 070-1508-615** Automatic fixed diesel hose reel 10 bar  
Hose lenght 15 m - Ø hose 1” - Inlet/Outlet G 1”



**Art. 093-5215-000** Automatic nozzle PA90 Flow rate 90 l/min

**Art. 093-5220-000** Automatic nozzle PA120 Flow rate 120 l/min



**Art. 094-5245-000** Water separating delivery filter for diesel 150 l/min







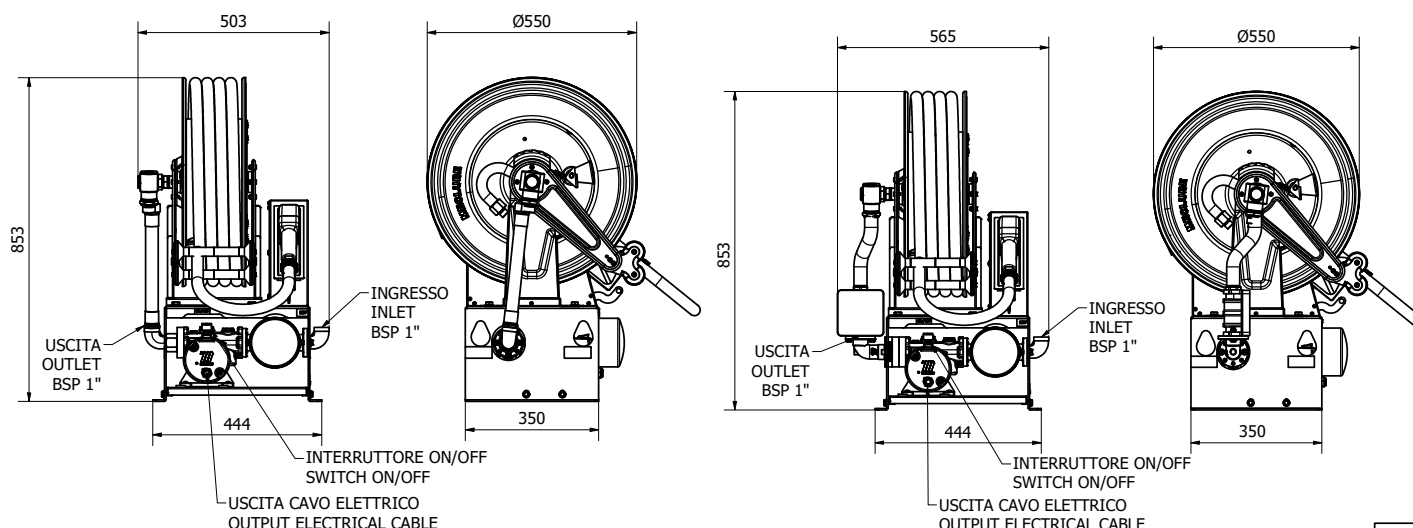
**Art. 092-5130-000** Digital flow meter with gears MGE-11 min-max flow rate 5-110 l/min



# “Mec-Reel” DISTRIBUTOR



Ref.	Description	Flow rate	Voltage	Power	Inlet	Hose Reel	Nozzle	Filter	flow meter	Weight	Packaging
		l/min	AC V./Hz DC Volt	W	BSPG					Kg	mm
<b>090-5060-Y85</b>	Mec-Reel	<b>85</b>	12	432	F1"	Ø 1"-15 m	Aut.PA90	150 l/min	NO	68,30	530x660x860
<b>090-5060-Z85</b>	Mec-Reel	<b>85</b>	24	432	F1"	Ø 1"-15 m	Aut.PA90	150 l/min	NO	68,30	530x660x860
<b>090-5060-100</b>	Mec-Reel	<b>100</b>	230/50	800	F1"	Ø 1"-15 m	Aut.PA120	150 l/min	NO	71,90	530x660x860
<b>090-5060-10X</b>	Mec-Reel	<b>100</b>	115/60	1045	F1"	Ø 1"-15 m	Aut.PA120	150 l/min	NO	71,90	530x660x860
<b>090-5062-Y85</b>	Mec-Reel	<b>85</b>	12	432	F1"	Ø 1"-15 m	Aut.PA90	150 l/min	YES	70,30	530x660x860
<b>090-5062-Z85</b>	Mec-Reel	<b>85</b>	24	432	F1"	Ø 1"-15 m	Aut.PA90	150 l/min	YES	70,30	530x660x860
<b>090-5062-100</b>	Mec-Reel	<b>100</b>	230/50	800	F1"	Ø 1"-15 m	Aut.PA120	150 l/min	YES	73,40	530x660x860
<b>090-5062-10X</b>	Mec-Reel	<b>100</b>	115/60	1045	F1"	Ø 1"-15 m	Aut.PA120	150 l/min	YES	73,40	530x660x860





## PORTABLE DISPENSER GROUP "Double-Pump"

Double-Pump is a portable dispensing unit for high-flow diesel transfer.

It is the ideal solution for users who need to transfer diesel at a high flow rate.

Its use is especially indicated on construction sites, in agricultural contexts where machinery cannot be refueled directly from the fuel column.

The diesel dispenser has a continuous duty cycle and a noise level of 70 dB

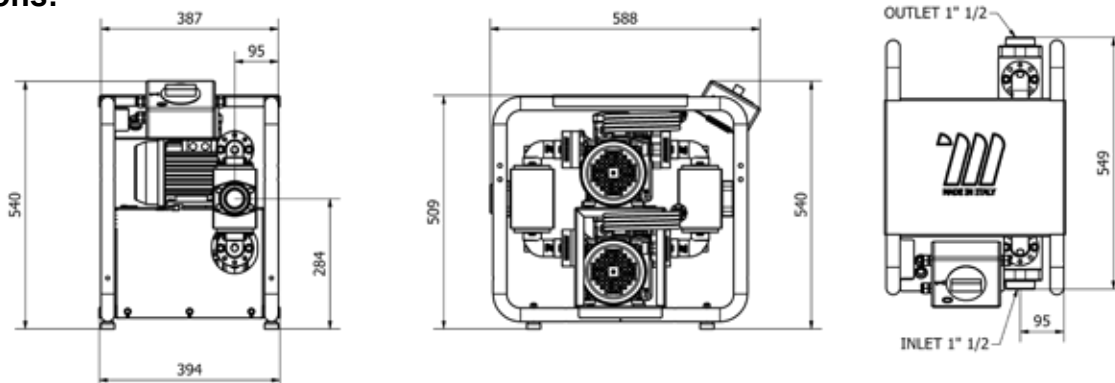


Ref.	Flow rate	Voltage	Power	Electricity	RPM	Cable length	Inlet-outlet	Duty cycle	Weight	Packaging
	l/min	AC V./Hz	W	A	rev. min	m	BSPG	min	kg	mm

### PORTABLE DISPENSER GROUP

<b>090-6030-200</b>	<b>200</b>	230/50	1600	7,6	1450	2	F1.1/2"-1.1/2"	Contin.	56,00	640X590X610
<b>090-6031-200</b>	<b>200</b>	230/60	1900	10,4	1745	2	F1.1/2"-1.1/2"	Contin.	56,00	640X590X610
<b>090-6032-200</b>	<b>200</b>	115/60	2090	19,6	1750	2	F1.1/2"-1.1/2"	Contin.	56,00	640X590X610

### Dimensions:



# TROLLEY-MOUNTED DISPENSER GROUP "Double-Pump"



Double-Pump is a trolley-mounted dispensing unit for high-flow diesel transfer.

It is the ideal solution for users who need to transfer diesel at a high flow rate.

Its use is especially indicated on construction sites, in agricultural contexts where machinery cannot be refueled directly from the fuel column.

The diesel dispenser has a continuous duty cycle and a noise level of 70 dB

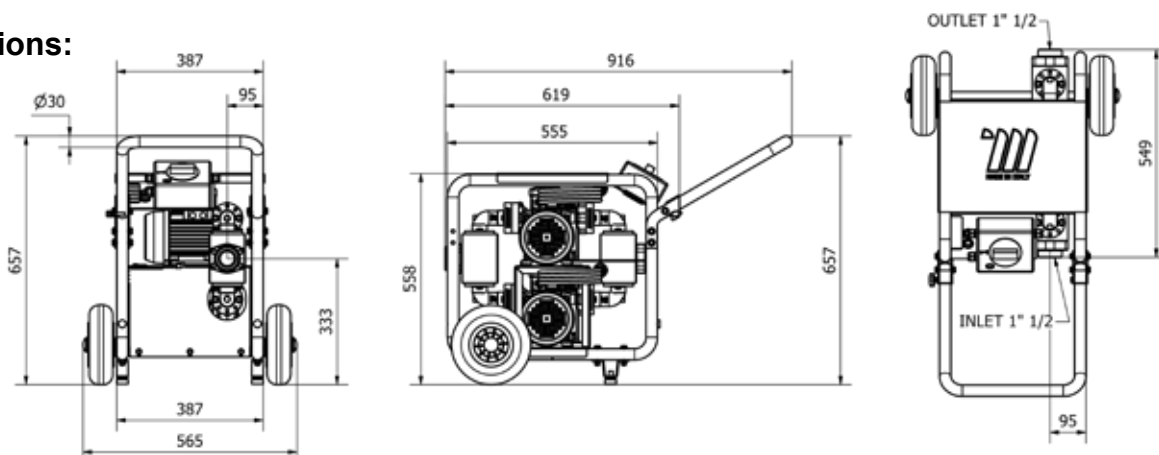


Ref.	Flow rate	Voltage	Power	Electricity	RPM	Cable length	Inlet-outlet	Duty cycle	Weight	Packaging
	l/min	AC V./Hz	W	A	rev. min	m	BSPG	min	kg	mm

## TROLLEY-MOUNTED DISPENSER GROUP

<b>090-6040-200</b>	<b>200</b>	230/50	1600	7,6	1450	2	F1.1/2"-1.1/2"	Contin.	60,60	640X590X610
<b>090-6041-200</b>	<b>200</b>	230/60	1900	10,4	1745	2	F1.1/2"-1.1/2"	Contin.	60,60	640X590X610
<b>090-6042-200</b>	<b>200</b>	115/60	2090	19,6	1750	2	F1.1/2"-1.1/2"	Contin.	60,60	640X590X610

## Dimensions:



Diesel transfer system for private usage, it allows the quick and safe filling of vehicles, and permits to measure and record the dispensed quantities. It is equipped with nozzle holder, microswitch to turn the pump on/off, automatic nozzle with swiveling joint, and extractable hose support. The equipment can be fixed to the wall, to a tank or to its own support column.

### “Cami Dispenser” series composed by:



**Art. 091-5081-060** 12V Pump - power cable (sec. 4 mmq, 4 m length) with pincers and fuse- 60 l/min

**Art. 091-5083-060** 24V Pump - power cable (sec. 4 mmq, 4 m length) with pincers and use carrier - 60 l/min



**Art. 091-6100-060** Electric pump AC 230V 50Hz MEC-60 l/min

**Art. 091-6100-070** Electric pump AC 230V 50Hz MEC-70 l/min

**Art. 091-6102-070** Electric pump AC 115V 60Hz MEC-70 l/min



**Art. 091-6100-100** Electric pump AC 230V 50Hz MEC-100 l/min

**Art. 091-6102-100** Electric pump AC 115V 60Hz MEC-100 l/min



**Art. 908-0516-040** Connection hose ø 20 mm M-M 1” 4 m length

**Art. 908-0616-040** Connection hose ø 25 mm M-M 1” 4 m length



**Art. 093-5210-000** Automatic nozzle PA60 Flow rate 70 l/min

**Art. 093-5220-000** Automatic nozzle PA120 Flow rate 120 l/min



**Art. 092-5103-000** Mechanical flow meter 3 digits F1” 120 l/min - 3C

**Art. 092-5104-000** Mechanical flow meter 4 digits F1” 120 l/min - 4C

### OPTIONAL:



**Art. 090-5072-000** Support column Cami-Dispenser



**Art. 094-5240-000** Water separating delivery filter for diesel 70 l/min

**Art. 094-5245-000** Water separating delivery filter for diesel 150 l/min

# DIESEL TRANSFER SYSTEM "Cami Dispenser"

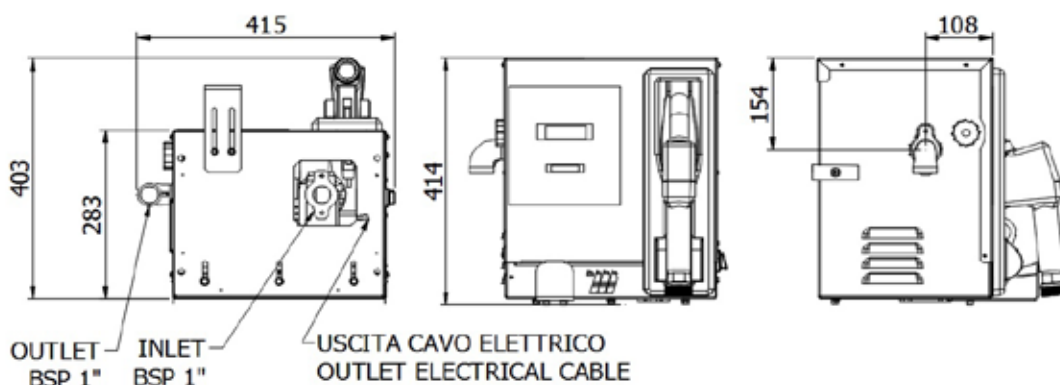


Ref.	Descrip.	Flow rate	Voltage	Power	Inlet-Outlet	Conn. hose	Nozzle	Flow meter	Duty cycle	Weight	Packaging
		l/min	AC V./Hz DC Volt	W	BSPG	Ø			min	Kg	mm

<b>090-5070-060</b>	Cami Dispenser	<b>60</b>	230/50	440	F1" - F1"	20	Aut.PA60	3C	Contin.	26,00	505X355X425
<b>090-5070-070</b>	Cami Dispenser	<b>70</b>	230/50	480	F1" - F1"	20	Aut.PA60	3C	Contin.	27,00	505X355X425
<b>090-5070-100</b>	Cami Dispenser	<b>100</b>	230/50	800	F1" - F1"	25	Aut.PA120	4C	Contin.	33,00	505X355X425

<b>090-5070-07X</b>	Cami Dispenser	<b>70</b>	115/60	650	F1" - F1"	20	Aut.PA60	3C	Contin.	27,00	505X355X425
<b>090-5070-10X</b>	Cami Dispenser	<b>100</b>	115/60	1045	F1" - F1"	25	Aut.PA120	4C	Contin.	33,00	505X355X425

<b>090-5070-Y60</b>	Cami Dispenser	<b>60</b>	12	336	F1" - F1"	20	Aut.PA60	3C	40	26,00	505X355X425
<b>090-5070-Z60</b>	Cami Dispenser	<b>60</b>	24	432	F1" - F1"	20	Aut.PA60	3C	40	26,00	505X355X425



Diesel transfer system for private usage, it allows the quick and safe filling of vehicles, and permits to measure and record the dispensed quantities. It is equipped with nozzle holder, microswitch to turn the pump on/off, automatic nozzle with swiveling joint, and extractable hose support. The equipment can be fixed to the ground.

## “Cami Dispenser” series composed by:



**Art. 091-5081-060** 12V Pump - power cable (sec. 4 mmq, 4 m lenght) with pincers and fuse - 60 l/min

**Art. 091-5083-060** 24V Pump - power cable (sec. 4 mmq, 4 m lenght) with pincers and fuse - 60 l/min



**Art. 091-6100-060** Electric pump AC 230V 50Hz MEC-60 l/min

**Art. 091-6100-070** Electric pump AC 230V 50Hz MEC-70 l/min

**Art. 091-6102-070** Electric pump 115V 60Hz 70 l/min



**Art. 091-6100-100** Electric pump AC 230V 50Hz MEC-100 l/min

**Art. 091-6102-100** Electric pump 115V 60Hz 100 l/min



**Art. 908-0516-040** Connection hose ø 20 mm M-M 1” 4 m lenght

**Art. 908-0616-040** Connection hose ø 25 mm M-M 1” 4 m lenght



**Art. 093-5210-000** Automatic nozzle PA60 Flow rate 70 l/min

**Art. 093-5220-000** Automatic nozzle PA120 Flow rate 120 l/min



**Art. 092-5103-000** Mechanical flow meter 3 digits F1” 120 l/min - 3C

**Art. 092-5104-000** Mechanical flow meter 4 digits F1” 120 l/min - 4C

## OPTIONAL:

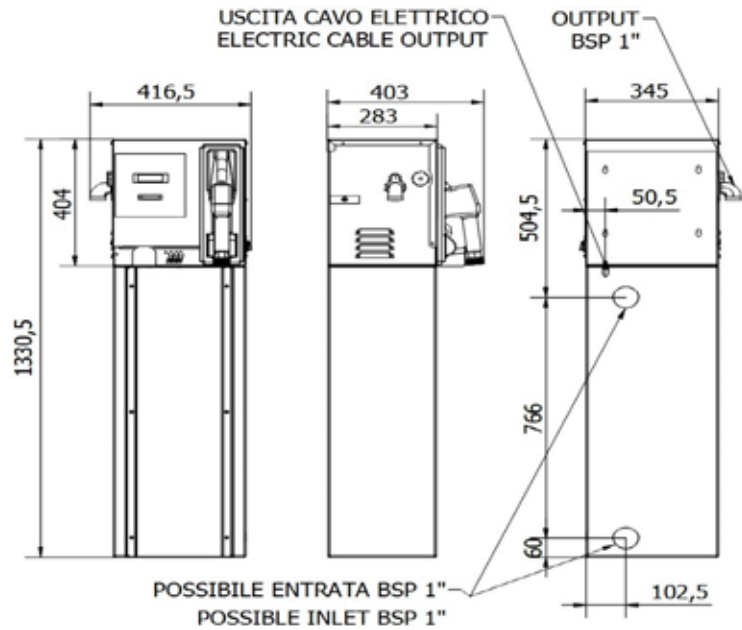


**Art. 094-5240-000** Water separating delivery filter for diesel 70 l/min

**Art. 094-5245-000** Water separating delivery filter for diesel 150 l/min



# DIESEL TRANSFER SYSTEM "Cami Dispenser"



Ref.	Descrip.	Flow rate l/min	Voltage AC V./Hz DC Volt	Power W	Inlet-Outlet BSPG	Conn. hose Ø	Nozzle	Flow meter	Duty cycle min	Weight Kg
------	----------	--------------------	--------------------------------	------------	----------------------	-----------------	--------	------------	-------------------	--------------

090-5072-060	Cami Dispenser	60	230/50	440	F1" - F1"	20	Aut.PA60	3C	Contin.	49,50
090-5072-070	Cami Dispenser	70	230/50	480	F1" - F1"	20	Aut.PA60	3C	Contin.	50,50
090-5072-100	Cami Dispenser	100	230/50	800	F1" - F1"	25	Aut.PA120	4C	Contin.	56,50

090-5072-07X	Cami Dispenser	70	115/60	650	F1" - F1"	20	Aut.PA60	3C	Contin.	50,50
090-5072-10X	Cami Dispenser	100	115/60	1045	F1" - F1"	25	Aut.PA120	4C	Contin.	56,50

090-5072-Y60	Cami Dispenser	60	12	336	F1" - F1"	20	Aut.PA60	3C	40	49,50
090-5072-Z60	Cami Dispenser	60	24	432	F1" - F1"	20	Aut.PA60	3C	40	49,50

Ref.	Packaging (mm)	NR. of boxes
------	----------------	--------------

090-5072-060	505X355X425 - 365X305X945	2
090-5072-070	505X355X425 - 365X305X945	2
090-5072-100	505X355X425 - 365X305X945	2

090-5072-07X	505X355X425 - 365X305X945	2
090-5072-10X	505X355X425 - 365X305X945	2

Ref.	Packaging (mm)	NR. of boxes
------	----------------	--------------

090-5072-Y60	505X355X425 - 365X305X945	2
090-5072-Z60	505X355X425 - 365X305X945	2

Diesel transferring kit in solid structure for private use. It allows the quick and clean filling of the vehicles. It permits the following functions: the identification of the authorised users, the pre-selection of dispensed quantity, the detection of the total consumption and the single-user consumption, the storage of the deliveries and the management of 200 users. The system is equipped with key-manager to start the delivery quickly. The system includes the nozzle holder with microswitch to turn the pump on/off, automatic nozzle with swiveling joint and side hose holder. The equipment can be fixed to the wall, to a tank or to its own support column.

### “Electronic Cami Dispenser” series composed by:



- Art. 091-6100-060 Electric pump AC 230V 50Hz MEC-60 l/min
- Art. 091-6100-070 Electric pump AC 230V 50Hz MEC-70 l/min
- Art. 091-6102-070 Electric pump 115V 60Hz 70 l/min



- Art. 091-6100-100 Electric pump AC 230V 50Hz MEC-100 l/min
- Art. 091-6102-100 Electric pump 115V 60Hz 100 l/min



- Art. 908-0516-040 Connection hose ø 20 mm M-M 1” 4 m lenght
- Art. 908-0616-040 Connection hose ø 25 mm M-M 1” 4 m lenght



- Art. 093-5210-000 Automatic nozzle PA60 Flow rate 70 l/min
- Art. 093-5220-000 Automatic nozzle PA120 Flow rate 120 l/min



- Art. 092-5200-230 Electronic control unit MecGest 110/230V 50Hz  
Software included



- Art. 092-5170-110 Mechanical flow meter with pulses MGI-110 - 5-110 l/min



- Art. 092-5220-000 Coded communication kit USB key reader for PC



- Art. 092-5300-000 Red Key - Manager - 1 piece

### OPTIONAL:



- Art. 092-5300-010 Kit Blue Keys - Users - 10 pieces



- Art. 090-5072-000 Base column Cami-Dispenser



- Art. 094-5240-000 Water separating delivery filter for diesel 70 l/min
- Art. 094-5245-000 Water separating delivery filter for diesel 150 l/min

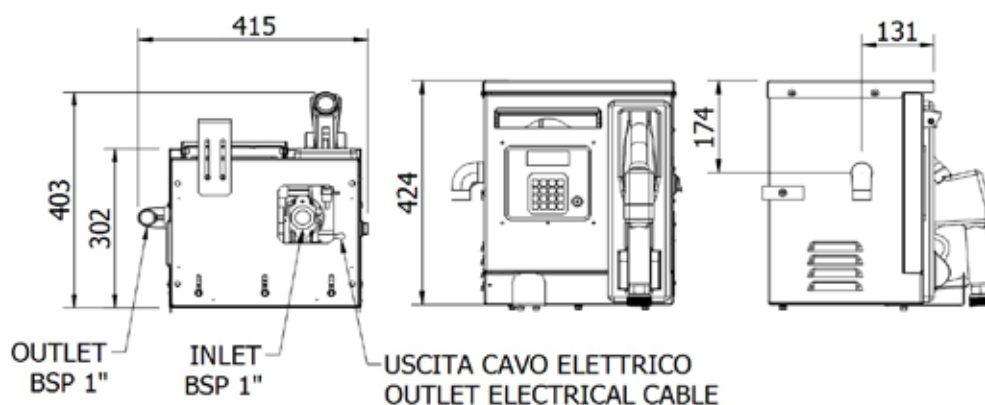
# DIESEL TRANSFER SYSTEM "Electronic Cami Dispenser"



Ref.	Descrip.	Flow rate	Voltage	Power	Inlet-Outlet	Conn. hose	Nozzle	Flow meter	Duty cycle	Weight	Packaging
		l/min	AC V./Hz	W	BSPG	Ø			min	Kg	mm

<b>090-5074-060</b>	Cami Dispenser	<b>60</b>	230/50	440	F1" - F1"	20	Aut.PA60	MG110	Contin.	29,00	505X355X425
<b>090-5074-070</b>	Cami Dispenser	<b>70</b>	230/50	480	F1" - F1"	20	Aut.PA60	MG110	Contin.	30,00	505X355X425
<b>090-5074-100</b>	Cami Dispenser	<b>100</b>	230/50	800	F1" - F1"	25	Aut.PA120	MG110	Contin.	36,50	505X355X425

<b>090-5074-07X</b>	Cami Dispenser	<b>70</b>	115/60	650	F1" - F1"	20	Aut.PA60	MG110	Contin.	30,00	505X355X425
<b>090-5074-10X</b>	Cami Dispenser	<b>100</b>	115/60	1045	F1" - F1"	25	Aut.PA120	MG110	Contin.	36,50	505X355X425



Diesel transferring kit in solid structure for private use. It allows the quick and clean filling of the vehicles. It permits the following functions: the identification of the authorised users, the pre-selection of dispensed quantity, the detection of the total consumption and the single-user consumption, the storage of the deliveries and the management of 200 users. The system is equipped with key-manager to start the delivery quickly. The system includes the nozzle holder with microswitch to turn the pump on/off, automatic nozzle with swiveling joint and side hose holder. The equipment can be fixed to the wall, to a tank or to its own column.

### “Electronic Cami Dispenser” series composed by:



- Art. 091-6100-060 Electric pump AC 230V 50Hz MEC-60 l/min
- Art. 091-6100-070 Electric pump AC 230V 50Hz MEC-70 l/min
- Art. 091-6102-070 Electric pump 115V 60Hz 70 l/min



- Art. 091-6100-100 Electric pump AC 230V 50Hz MEC-100 l/min
- Art. 091-6102-100 Electric pump 115V 60Hz 100 l/min



- Art. 908-0516-040 Connection hose ø 20 mm M-M 1" 4 m lenght
- Art. 908-0616-040 Connection hose ø 25 mm M-M 1" 4 m lenght



- Art. 093-5210-000 Automatic nozzle PA60 Flow rate 70 l/min
- Art. 093-5220-000 Automatic nozzle PA120 Flow rate 120 l/min



- Art. 092-5200-230 Electronic control unit MecGest 110/230V 50Hz  
Software included



- Art. 092-5170-110 Mechanical pulsed flow meter MGI-110 - 5-110 l/min



- Art. 092-5220-000 Coded communication kit USB key reader for PC



- Art. 092-5300-000 Red Key- Manager - nr. 1 pc

### OPTIONAL:

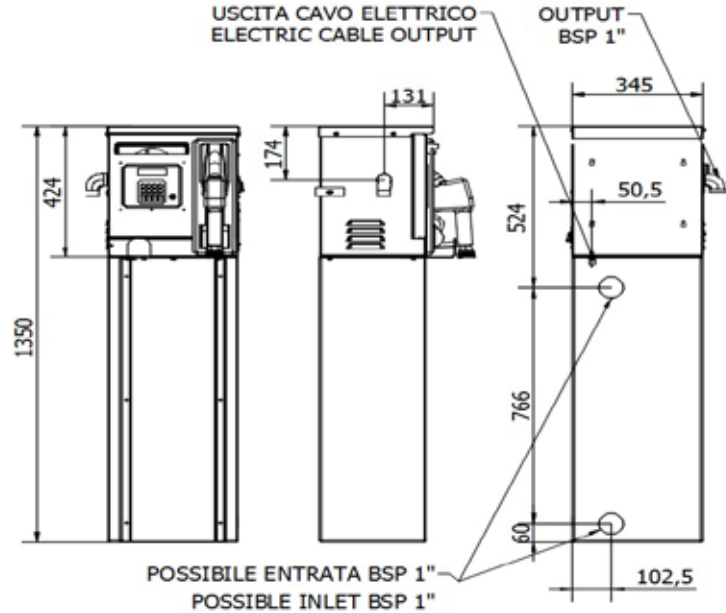


- Art. 092-5300-010 Kit blue keys - Users - nr. 10 pcs.



- Art. 094-5240-000 Water separating delivery filter for diesel 70 l/min
- Art. 094-5245-000 Water separating delivery filter for diesel 150 l/min

# DIESEL TRANSFER SYSTEM "Electronic Cami Dispenser"



Ref.	Descrip.	Voltage	Flow rate	Power	Inlet-outlet	Conn. hose	Nozzle	Flow meter	Duty cycle	Weight
		l/min	AC V./Hz	W	BSPG	Ø			min	Kg

<b>090-5075-060</b>	Cami Dispenser	<b>60</b>	230/50	440	F1" - F1"	20	Aut.PA60	MGI110	Contin.	52,50
<b>090-5075-070</b>	Cami Dispenser	<b>70</b>	230/50	480	F1" - F1"	20	Aut.PA60	MGI110	Contin.	53,50
<b>090-5075-100</b>	Cami Dispenser	<b>100</b>	230/50	800	F1" - F1"	25	Aut.PA120	MGI110	Contin.	60,00

<b>090-5075-07X</b>	Cami Dispenser	<b>70</b>	115/60	650	F1" - F1"	20	Aut.PA60	MGI110	Contin.	53,50
<b>090-5075-10X</b>	Cami Dispenser	<b>100</b>	115/60	1045	F1" - F1"	25	Aut.PA120	MGI110	Contin.	60,00

Ref.	Packaging (mm)	NR. of boxes
------	----------------	--------------

<b>090-5075-060</b>	505X355X425 - 365X305X945	2
<b>090-5075-070</b>	505X355X425 - 365X305X945	2
<b>090-5075-100</b>	505X355X425 - 365X305X945	2

<b>090-5075-07X</b>	505X355X425 - 365X305X945	2
<b>090-5075-10X</b>	505X355X425 - 365X305X945	2



Diesel transferring kit for private use. It allows the quick and safe filling of the vehicles. It also permits to measure and record the dispensed quantities. It permits the following functions: the preselection of the dispatched quantity, to see the total dispensed and each single dispense, to memorize the dispatches. The systems comes with a Lan Connection that enables the constant communication with the software, the reception of the type of configuration from remote and the report sending of the dispenses, MecGest can manage up to 200 users. The system is equipped with user-key and manager-key, to quickly start the dispatch. It is equipped with nozzle holder, microswitch to turn the pump on/off, automatic nozzle with swiveling joint, and extractable hose support. The equipment can be fixed to the wall, to a tank or to its own column.

## “Electronic Cami Dispenser LC” series composed by:



**Art. 091-6100-060** Electric pump AC 230V 50Hz MEC-60 l/min

**Art. 091-6100-070** Electric pump AC 230V 50Hz MEC-70 l/min

**Art. 091-6102-070** Electric pump AC 115V 60Hz MEC-70 l/min



**Art. 091-6100-100** Electric pump AC 230V 50Hz MEC-100 l/min

**Art. 091-6102-100** Electric pump AC 115V 60Hz MEC-100 l/min



**Art. 908-0516-040** Connection hose ø 20 mm M-M 1” 4 m lenght

**Art. 908-0616-040** Connection hose ø 25 mm M-M 1” 4 m lenght



**Art. 093-5210-000** Automatic nozzle PA60 Flow rate 70 l/min

**Art. 093-5220-000** Automatic nozzle PA120 Flow rate 120 l/min



**Art. 092-5200-230** Electronic control unit MecGest 110/230V 50Hz  
Software included



**Art. 092-5170-110** Mechanical pulsed flow meter MGI-110 - 5-110 l/min



**Art. 092-5350-001** Coded Kit Lan Connection USB-RS485

## OPTIONAL:



**Art. 092-5300-010** Kit blue keys - Users - nr. 10 pcs



**Art. 092-5220-000** Coded communication kit USB key reader for PC



**Art. 090-5072-000** Base Column Cami-Dispenser



**Art. 094-5240-000** Water separating delivery filter for diesel 70 l/min

**Art. 094-5245-000** Water separating delivery filter for diesel 150 l/min

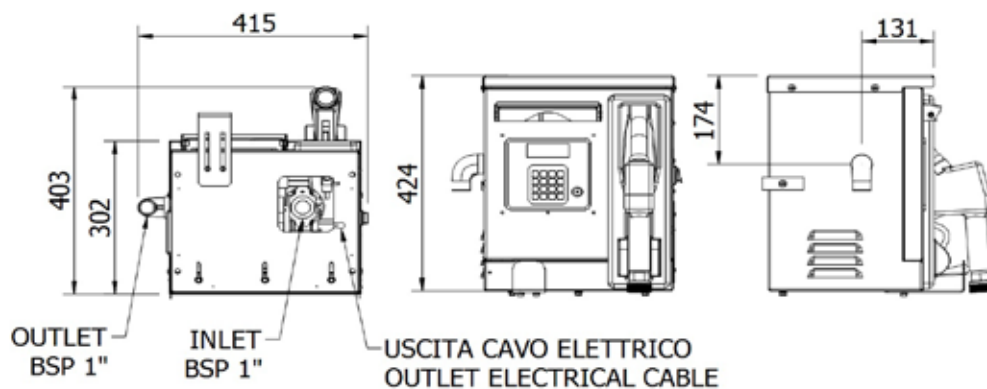
# DIESEL TRANSFER SYSTEM "Electronic Cami Dispenser LC"



Ref.	Descrip.	Flow rate	Voltage	Power	Inlet-Outlet	Conn. hose	Nozzle	Flow meter	Duty cycle	Weight	Packaging
		l/min	AC V/Hz	W	BSPG	Ø			min	Kg	mm

<b>090-5076-060</b>	Cami Dispenser	<b>60</b>	230/50	440	F1" - F1"	20	Aut.PA60	MGI110	Contin.	29,00	505X355X425
<b>090-5076-070</b>	Cami Dispenser	<b>70</b>	230/50	480	F1" - F1"	20	Aut.PA60	MGI110	Contin.	30,00	505X355X425
<b>090-5076-100</b>	Cami Dispenser	<b>100</b>	230/50	800	F1" - F1"	25	Aut.PA120	MGI110	Contin.	36,50	505X355X425

<b>090-5076-07X</b>	Cami Dispenser	<b>70</b>	115/60	650	F1" - F1"	20	Aut.PA60	MGI110	Contin.	30,00	505X355X425
<b>090-5076-10X</b>	Cami Dispenser	<b>100</b>	115/60	1045	F1" - F1"	25	Aut.PA120	MGI110	Contin.	36,50	505X355X425



Diesel transferring kit for private use. It allows the quick and safe filling of the vehicles. It allows the quick and safe filling of the vehicles. It permits the following functions: the preselection of the dispatched quantity, to see the total dispensed and each single dispense, to memorize the dispatches. The systems comes with a Lan Connection that enables the constant communication with the software, the reception of the type of configuration from remote and the report sending of the dispenses, MecGest can manage up to 200 users. It is equipped with nozzle holder, microswitch to turn the pump on/off, automatic nozzle with swiveling joint, and extractable hose support. The equipment can be fixed to the ground.

## “Electronic Cami Dispenser LC” series composed by:



**Art. 091-6100-060** Electric pump AC 230V 50Hz MEC-60 l/min

**Art. 091-6100-070** Electric pump AC 230V 50Hz MEC-70 l/min

**Art. 091-6102-070** Electric pump AC 115V 60Hz MEC-70 l/min



**Art. 091-6100-100** Electric pump AC 230V 50Hz MEC-100 l/min

**Art. 091-6102-100** Electric pump AC 115V 60Hz MEC-100 l/min



**Art. 908-0516-040** Connection hose ø 20 mm M-M 1” 4 m lenght

**Art. 908-0616-040** Connection hose ø 25 mm M-M 1” 4 m lenght



**Art. 093-5210-000** Automatic nozzle PA60 Flow rate 70 l/min

**Art. 093-5220-000** Automatic nozzle PA120 Flow rate 120 l/min



**Art. 092-5200-230** Electronic control unit MecGest 110/230V 50Hz  
Software included



**Art. 092-5170-110** Mechanical pulsed flow meter MGI-110 - 5-110 l/min



**Art. 092-5350-001** Coded Kit Lan Connection USB-RS485

### OPTIONAL:



**Art. 092-5300-010** Kit blue keys - Users - nr. 10 pcs



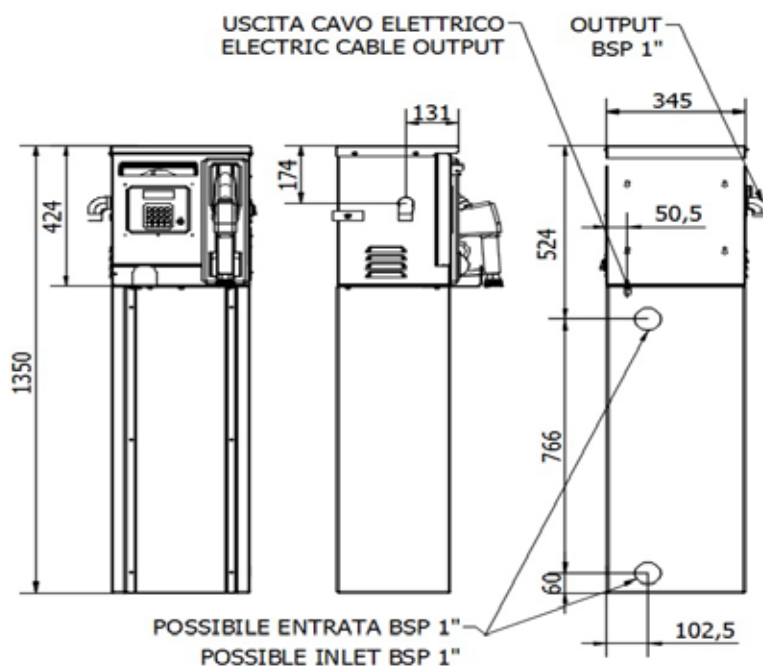
**Art. 092-5220-000** Coded communication kit USB key reader for PC



**Art. 094-5240-000** Water separating delivery filter for diesel 70 l/min

**Art. 094-5245-000** Water separating delivery filter for diesel 150 l/min

# DIESEL TRANSFER SYSTEM "Electronic Cami Dispenser LC"



Ref.	Descrip.	Flow rate	Voltage	Power	Inlet-outlet	Conn. hose	Nozzle	Flow meter	Duty cycle	Weight
		l/min	AC V./Hz	W	BSPG	Ø			min	Kg

<b>090-5077-060</b>	Cami Dispenser	<b>60</b>	230/50	440	F1" - F1"	20	Aut.PA60	MGI110	Contin.	52,50
<b>090-5077-070</b>	Cami Dispenser	<b>70</b>	230/50	480	F1" - F1"	20	Aut.PA60	MGI110	Contin.	53,50
<b>090-5077-100</b>	Cami Dispenser	<b>100</b>	230/50	800	F1" - F1"	25	Aut.PA120	MGI110	Contin.	60,00

<b>090-5077-07X</b>	Cami Dispenser	<b>70</b>	115/60	650	F1" - F1"	20	Aut.PA60	MGI110	Contin.	53,50
<b>090-5077-10X</b>	Cami Dispenser	<b>100</b>	115/60	1045	F1" - F1"	25	Aut.PA120	MGI110	Contin.	60,00

Ref.	Packaging (mm)	NR. of boxes
------	----------------	--------------

<b>090-5077-060</b>	505X355X425 - 365X305X945	2
<b>090-5077-070</b>	505X355X425 - 365X305X945	2
<b>090-5077-100</b>	505X355X425 - 365X305X945	2

<b>090-5077-07X</b>	505X355X425 - 365X305X945	2
<b>090-5077-10X</b>	505X355X425 - 365X305X945	2

Diesel transferring kit in solid structure for private use. It allows the quick and clean filling of the vehicles. It is equipped with automatic nozzle with swiveling joint, water filter absorption able to dispense the product free from impurities, microswitch to turn the pump on/off and side hose holder. Removable frontal panel for easy maintenance. The equipment can be fixed to the ground.

### "Gaia Service" series composed by:



- Art. 091-6100-070 Electric pump AC 230V 50Hz MEC-70 l/min
- Art. 091-6102-070 Electric pump AC 115V 60Hz MEC-70 l/min



- Art. 091-6100-100 Electric pump AC 230V 50Hz MEC-100 l/min
- Art. 091-6102-100 Electric pump AC 115V 60Hz MEC-100 l/min



- Art. 908-0516-040 Connection hose  $\varnothing$  20 mm M-M 1" 4 m length
- Art. 908-0616-040 Connection hose  $\varnothing$  25 mm M-M 1" 4 m length



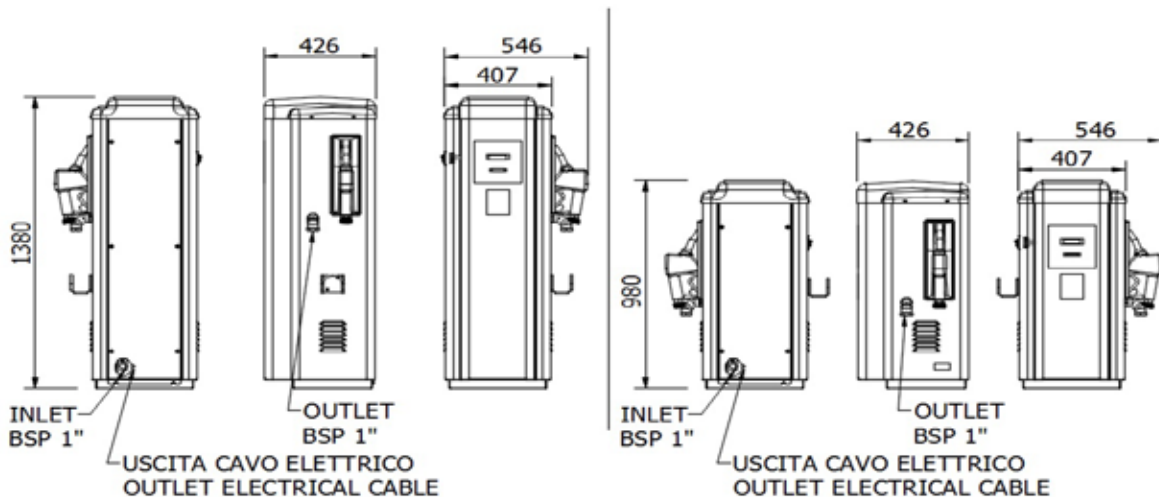
- Art. 093-5210-000 Automatic nozzle PA60 Flow rate 70 l/min
- Art. 093-5220-000 Automatic nozzle PA120 Flow rate 120 l/min



- Art. 092-5104-000 Mechanical flow meter 4 digits F1" 120 l/min



- Art. 094-5240-000 Water separating delivery filter for diesel 70 l/min
- Art. 094-5245-000 Water separating delivery filter for diesel 150 l/min



H. 1380 mm

H.980 mm - Tank



# DIESEL TRANSFER SYSTEM "Gaia Service"



H. 1380 mm



H.980 mm - Tank

Ref.	Descrip.	Flow rate	Voltage	Power	Inlet-outlet	Conn. hose	Nozzle	Flow meter/Filter	Duty cycle	Weight
		l/min	AC V./Hz	W	BSPG	Ø			min	Kg

## H. 1380 mm

<b>090-5080-070</b>	Gaia Service	<b>70</b>	230/50	480	F1" - F1"	20	Aut.PA60	YES 4C	Contin.	69,00
<b>090-5080-100</b>	Gaia Service	<b>100</b>	230/50	800	F1" - F1"	25	Aut.PA120	YES 4C	Contin.	76,00
<b>090-5080-07X</b>	Gaia Service	<b>70</b>	115/60	650	F1" - F1"	20	Aut.PA60	YES 4C	Contin.	69,00
<b>090-5080-10X</b>	Gaia Service	<b>100</b>	115/60	1045	F1" - F1"	25	Aut.PA120	YES 4C	Contin.	76,00

## H. 980 mm Suitable for fastening to tank

<b>090-5081-070</b>	Gaia "Tank"	<b>70</b>	230/50	480	F1" - F1"	20	Aut.PA60	YES 4C	Contin.	61,00
<b>090-5081-100</b>	Gaia "Tank"	<b>100</b>	230/50	800	F1" - F1"	25	Aut.PA120	YES 4C	Contin.	68,00
<b>090-5081-07X</b>	Gaia "Tank"	<b>70</b>	115/60	650	F1" - F1"	20	Aut.PA60	YES 4C	Contin.	61,00
<b>090-5081-10X</b>	Gaia "Tank"	<b>100</b>	115/60	1045	F1" - F1"	25	Aut.PA120	YES 4C	Contin.	68,00

Ref.	Packaging (mm)	NR. of boxes
------	----------------	--------------

<b>090-5080-070</b>	530X490X1410	1
<b>090-5080-100</b>	530X490X1410	1

<b>090-5080-07X</b>	530X490X1410	1
<b>090-5080-10X</b>	530X490X1410	1

Ref.	Packaging (mm)	NR. of boxes
------	----------------	--------------

<b>090-5081-070</b>	530X490X1010	1
<b>090-5081-100</b>	530X490X1010	1

<b>090-5081-07X</b>	530X490X1010	1
<b>090-5081-10X</b>	530X490X1010	1

Diesel transferring kit in solid structure for private use. It allows the quick and clean filling of the vehicles. It permits the following functions: the identification of the authorised users, the pre-selection of dispensed quantity, the detection of the total consumption and the single-user consumption, the storage of the deliveries and the management of 200 users. The system is equipped with key-manager to start the delivery quickly. The system includes the nozzle holder with microswitch to turn the pump on/off, automatic nozzle with swiveling joint and side hose holder.

## “Electronic Gaia Service” series composed by:



Art. 091-6100-070 Electric pump AC 230V 50Hz MEC-70 l/min

Art. 091-6102-070 Electric pump AC 115V 60Hz MEC-70 l/min



Art. 091-6100-100 Electric pump AC 230V 50Hz MEC-100 l/min

Art. 091-6102-100 Electric pump AC 115V 60Hz MEC-100 l/min



Art. 908-0516-040 Connection hose  $\varnothing$  20 mm M-M 1" 4 m lenght

Art. 908-0616-040 Connection hose  $\varnothing$  25 mm M-M 1" 4 m lenght



Art. 093-5210-000 Automatic nozzle PA60 Flow rate 70 l/min

Art. 093-5220-000 Automatic nozzle PA120 Flow rate 120 l/min



Art. 092-5200-230 Electronic control unit MecGest 110/230V 50Hz  
Software included



Art. 092-5170-110 Mechanical pulsed flow meter MGI-110 - 5-110 l/min



Art. 094-5240-000 Water separating delivery filter for diesel 70 l/min

Art. 094-5245-000 Water separating delivery filter for diesel 150 l/min



Art. 092-5220-000 Coded communication kit USB key reader for PC



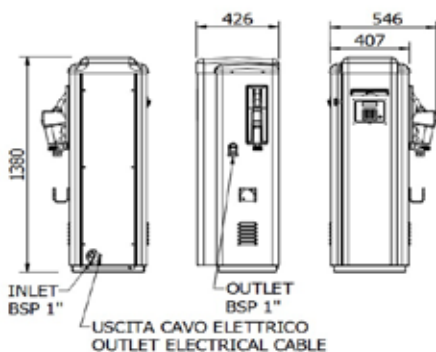
Art. 092-5300-000 Red Key- Manager - nr. 1 pc.

## OPTIONAL:

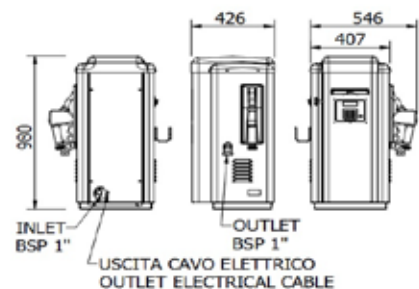


Art. 092-5300-010 Kit blue keys - Users - nr. 10 pcs

H. 1380 mm



H.980 mm - Tank



# DIESEL TRANSFER SYSTEM "Electronic Gaia Service"



H. 1380 mm



H.980 mm - Tank

Ref.	Descrip.	Flow rate	Voltage	Power	Inlet-outlet	Conn. hose	Nozzle	Flow meter/Filter	Duty cycle	Weight
		l/min	AC V./Hz	W	BSPG	Ø			min	Kg

### H. 1380 mm

<b>090-5084-070</b>	Gaia Service	<b>70</b>	230/50	480	F1" - F1"	20	Aut.PA60	YES	Contin.	69,00
<b>090-5084-100</b>	Gaia Service	<b>100</b>	230/50	800	F1" - F1"	25	Aut.PA120	YES	Contin.	76,00

<b>090-5084-07X</b>	Gaia Service	<b>70</b>	115/60	650	F1" - F1"	20	Aut.PA60	YES	Contin.	69,00
<b>090-5084-10X</b>	Gaia Service	<b>100</b>	115/60	1045	F1" - F1"	25	Aut.PA120	YES	Contin.	76,00

### H. 980 mm Suitable for fastening to tank

<b>090-5085-070</b>	Gaia "Tank"	<b>70</b>	230/50	480	F1" - F1"	20	Aut.PA60	YES	Contin.	61,00
<b>090-5085-100</b>	Gaia "Tank"	<b>100</b>	230/50	800	F1" - F1"	25	Aut.PA120	YES	Contin.	68,00

<b>090-5085-07X</b>	Gaia "Tank"	<b>70</b>	115/60	650	F1" - F1"	20	Aut.PA60	YES	Contin.	61,00
<b>090-5085-10X</b>	Gaia "Tank"	<b>100</b>	115/60	1045	F1" - F1"	25	Aut.PA120	YES	Contin.	68,00

Ref.	Packaging (mm)	NR. of boxes
------	----------------	--------------

<b>090-5084-070</b>	530X490X1410	1
<b>090-5084-100</b>	530X490X1410	1

<b>090-5084-07X</b>	530X490X1410	1
<b>090-5084-10X</b>	530X490X1410	1

Ref.	Packaging (mm)	NR. of boxes
------	----------------	--------------

<b>090-5085-070</b>	530X490X1010	1
<b>090-5085-100</b>	530X490X1010	1

<b>090-5085-07X</b>	530X490X1010	1
<b>090-5085-10X</b>	530X490X1010	1

Diesel transferring kit in solid structure for private use. It allows the quick and clean filling of the vehicles. It also permits to measure and record the dispensed quantities. It permits the following functions: the pre-selection of the dispatched quantity, to see the total dispensed and each single dispense, to memorize the dispatches. The systems comes with a Lan Connection that enables the constant communication with the software, the reception of the type of configuration from remote and the report sending of the dispenses, MecGest can manage up to 200 users. The system includes the nozzle holder with microswitch to turn the pump on/off, automatic nozzle with swiveling joint and hose holder.

## “Electronic Gaia Service LC” series composed by:



Art. 091-6100-070 Electric pump AC 230V 50Hz MEC-70 l/min  
 Art. 091-6102-070 Electric pump AC 115V 60Hz MEC-70 l/min



Art. 091-6100-100 Electric pump AC 230V 50Hz MEC-100 l/min  
 Art. 091-6102-100 Electric pump AC 115V 60Hz MEC-100 l/min



Art. 908-0516-040 Connection hose  $\varnothing$  20 mm M-M 1" 4 m lenght  
 Art. 908-0616-040 Connection hose  $\varnothing$  25 mm M-M 1" 4 m lenght



Art. 093-5210-000 Automatic nozzle PA60 Flow rate 70 l/min  
 Art. 093-5220-000 Automatic nozzle PA120 Flow rate 120 l/min



Art. 092-5200-230 Electronic control unit MecGest 110/230V 50Hz  
 Software included



Art. 092-5170-110 Mechanical pulsed flow meter MGI-110 - 5-110 l/min



Art. 094-5240-000 Water separating delivery filter for diesel 70 l/min  
 Art. 094-5245-000 Water separating delivery filter for diesel 150 l/min



Art. 092-5350-001 Coded Kit Lan Connection USB-RS485

## OPTIONAL:

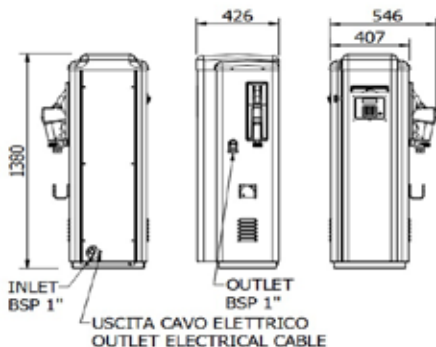


Art. 092-5300-010 Kit blue keys - Users - nr. 10 pcs

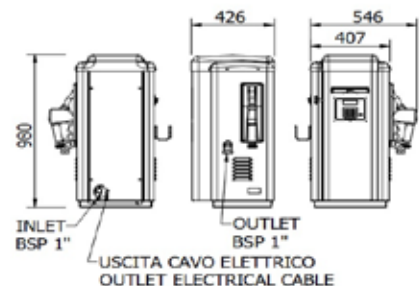


Art. 092-5220-000 Coded communication kit USB key reader for PC

H. 1380 mm



H.980 mm - Tank



# DIESEL TRANSFER SYSTEM "Electronic Gaia Service LC"



H. 1380 mm



H.980 mm - Tank

Ref.	Descrip.	Flow rate	Voltage	Power	Inlet-outlet	Conn. hose	Nozzle	Flow meter/Filter	Duty cycle	Weight
		l/min	AC V./Hz	W	BSPG	Ø			min	Kg

## H. 1380 mm

<b>090-5086-070</b>	Gaia Service	<b>70</b>	230/50	480	F1" - F1"	20	Aut.PA60	YES	Contin.	69,00
<b>090-5086-100</b>	Gaia Service	<b>100</b>	230/50	800	F1" - F1"	25	Aut.PA120	YES	Contin.	76,00

<b>090-5086-07X</b>	Gaia Service	<b>70</b>	115/60	650	F1" - F1"	20	Aut.PA60	YES	Contin.	69,00
<b>090-5086-10X</b>	Gaia Service	<b>100</b>	115/60	1045	F1" - F1"	25	Aut.PA120	YES	Contin.	76,00

## H. 980 mm Suitable for fastening to tank

<b>090-5087-070</b>	Gaia "Tank"	<b>70</b>	230/50	480	F1" - F1"	20	Aut.PA60	YES	Contin.	61,00
<b>090-5087-100</b>	Gaia "Tank"	<b>100</b>	230/50	800	F1" - F1"	25	Aut.PA120	YES	Contin.	68,00

<b>090-5087-07X</b>	Gaia "Tank"	<b>70</b>	115/60	650	F1" - F1"	20	Aut.PA60	YES	Contin.	61,00
<b>090-5087-10X</b>	Gaia "Tank"	<b>100</b>	115/60	1045	F1" - F1"	25	Aut.PA120	YES	Contin.	68,00

Ref.	Packaging (mm)	NR. of boxes
------	----------------	--------------

<b>090-5086-070</b>	530X490X1410	1
<b>090-5086-100</b>	530X490X1410	1

<b>090-5086-07X</b>	530X490X1410	1
<b>090-5086-10X</b>	530X490X1410	1

Ref.	Packaging (mm)	NR. of boxes
------	----------------	--------------

<b>090-5087-070</b>	530X490X1010	1
<b>090-5087-100</b>	530X490X1010	1

<b>090-5087-07X</b>	530X490X1010	1
<b>090-5087-10X</b>	530X490X1010	1





## HOSE REEL SUPPORT BASE COLUMN



## HOSE REEL SUPPORT BASE COLUMN



This hose reel support column, ideal for connecting to diesel transfer dispensers, allows the use of 10/15 m hoses, making it easier to refuel large vehicles. Hose rewinding is quick and safe, leaving a clutter-free work area.



**Art. 090-5072-010** Base column support for hose reels Mod. F-460 F-550/555 (13 kg)



Electronic control unit to manage the diesel transfer for private usage. It allows the measurement and record of the dispatched quantities and the following functions: identification of authorized vehicles, preselection of quantity to dispatch, it detects the total dispense and the single ones, it allows the memorization of the dispenses and it can handle 200 users. The system comes with a manager-key or Lan connection. The system can be completed with electric pump, nozzle holder with microswitch for switching on and off the pump, mechanical pulsed flow meter. The equipment is designed to be fixed to the wall or to tanks.

### “MecGest Box” series composed by:



**Art. 092-5200-230** Electronic control unit MecGest 110/230V 50Hz complete with software



**Art. 092-5220-000** Communication kit USB keys reader for codified PC



**Art. 092-5300-000** Red Key- Manager - 1 piece



**Art. 092-5350-000** Codified Kit Lan Connection USB - RS485

### OPTIONAL:



**Art. 092-5300-010** Kit blue keys - Users - 10 pcs



**Art. 091-6100-060** Electric pump AC 230V 50Hz MEC-60 l / min

**Art. 091-6100-070** Electric pump AC 230V 50Hz MEC-70 l / min

**Art. 091-6102-070** Electric pump 115V 60Hz MEC-70 l / min



**Art. 091-6100-100** Electric pump AC 230V 50Hz MEC-100 l / min

**Art. 091-6102-100** Electric pump 115V 60Hz MEC-100 l / min



**Art. 092-5170-110** Mechanical pulsed flow meter MGI-110 - 5-110 l/min



**Art. F90-9910-000** Aluminium nozzle holder with micro



**Art. 092-5402-100** Signal cable 2 poles I. 100 m shielded

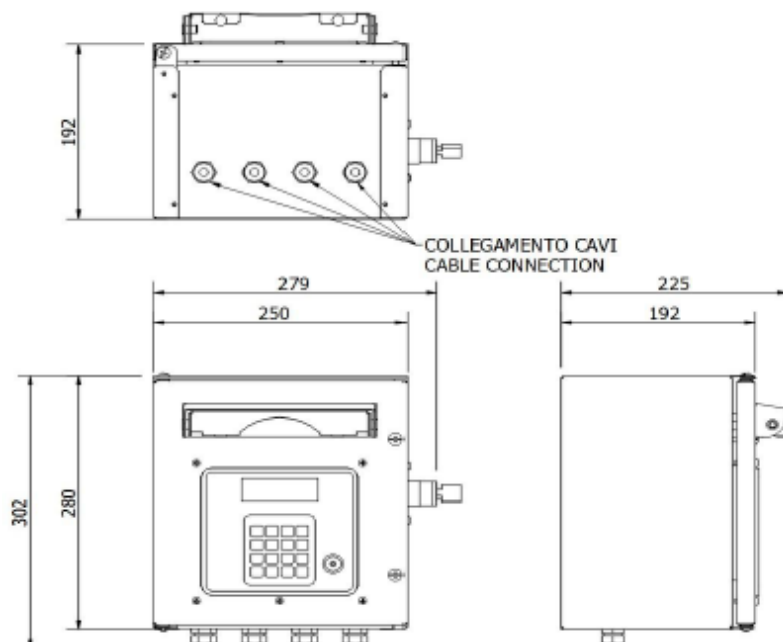
# ELECTRONIC CONTROL UNIT "MecGest Box"



Ref.	Description	Voltage	Communication kit USB keys reader for codified PC	Lan Connection kit USB - R	Weight	Packaging
		AC V/Hz			kg	mm

092-5510-000	MecGest Box	230/50 - 115/60	YES	NO	6,50	285X285X230
--------------	-------------	-----------------	-----	----	------	-------------

092-5520-000	MecGest Box LC	230/50 - 115/60	NO	YES	6,50	285X285X230
--------------	----------------	-----------------	----	-----	------	-------------



Electronic control unit that allows the refuelling of groups of vehicles. It offers the possibility to register the diesel supplies information and categorize them by user, vehicle, date and time. The equipment has to be used for private usage.

## MecGest CONFIGURATION OPTIONS:



Art. 092-5200-230

### OPTION 1



Art. 092-5220-000 + 092-5300-000

### OPTION 3 = OPTION 2 + OPTIONAL



Art. 092-5350-001 + 092-5220-000 + 092-5300-010



Art. 092-5300-010

### OPTION 2



Art. 092-5350-001

### OPTIONAL:



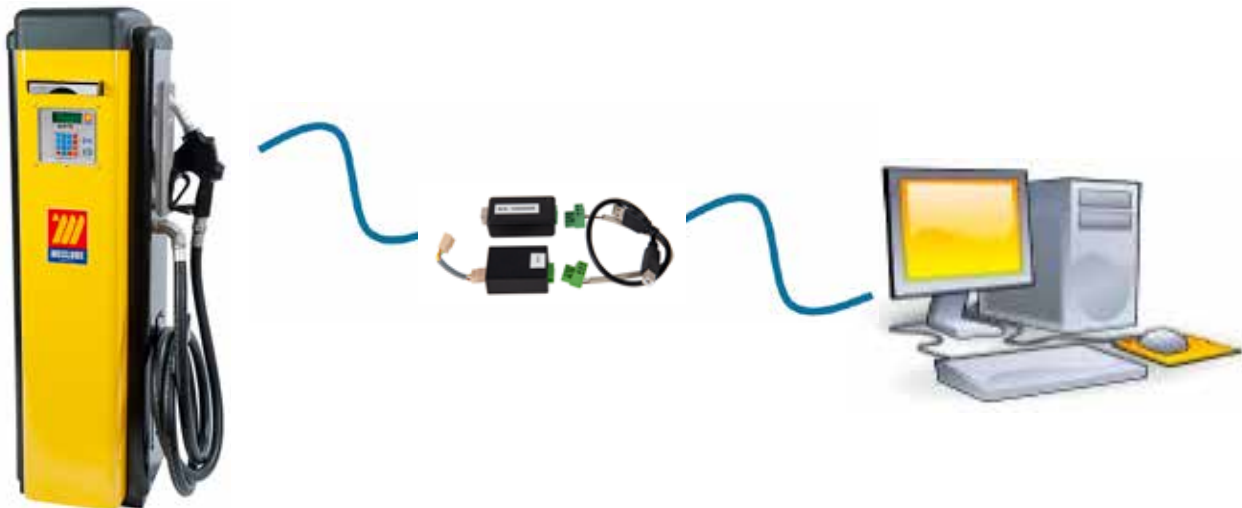
Art. 092-5300-010 + 092-5220-000



**OPTION 1/ COMMUNICATION KIT WITH MEMORY-KEY:** Red key and its reader: through this option it is possible to download the data of the diesel supplies and activate new user-codes. This procedure is done through the use of the red key and its own reader that have to be used with the PC and our software MecGest. The identification of the users and of the vehicles to enable the diesel supplies is made through the PIN code.



**OPTION 2/ CABLE COMMUNICATION KIT:** LAN connection cable for the direct connection with the PC and MecGest software. Also in this case it is possible to download the data of the diesel supplies and activate new user-codes with direct cable connection. The identification of the users and of the vehicles to enable the diesel supplies is made through the PIN code.



**OPTION 3/ CABLE COMMUNICATION KIT + KEY READER + PACK 10 IDENTIFICATION KEYS:** Converter and LAN connection cable for the direct connection to the PC and to MecGest software, and key reader with identification keys. Additionally, compared to previous options, it is possible to configurate the blue keys for users/vehicles in order to enable the diesel supplies. The diesel supply through PIN code is still available and the download of supply data or the activation of new keys or PIN are possible through LAN cable.

**MINIMUM SYSTEM REQUISITES FOR MEC-GEST SOFTWARE:** Operating system Microsoft Windows XP, 7, 8, 10 or superior, free USB port.

Diesel transferring kit in solid steel structure for private use with corrosion protection treatment. It allows the quick and clean filling of the vehicles, as well as measuring and recording the dispatched quantities. It is equipped with volumetric gear pump, 4-piston volumetric flow meter, automatic nozzle with swiveling joint, nozzle holder with magnetic opening system to turn the pump on/off and side hose holder. Removable frontal panel for easy maintenance.

### “Service Station” series composed by:



Self-priming volumetric rotary pumping unit with gears  
The 230V 50-60 Hz electric motor is connected to the unit through V-belt pulleys. Supplied with flexible connection and 2” threaded flange

Self-priming volumetric rotary pumping unit with gears  
The 400V 50 Hz electric motor is connected to the unit through V-belt pulleys. Supplied with flexible connection and 2” threaded flange

4-piston volumetric flow meter, with degasser that eliminates air in the measurement avoiding errors, tolerance of 0.2%



**Art. 908-0616-040** Connection hose  $\varnothing$  25 mm M-M 1” 4 m length



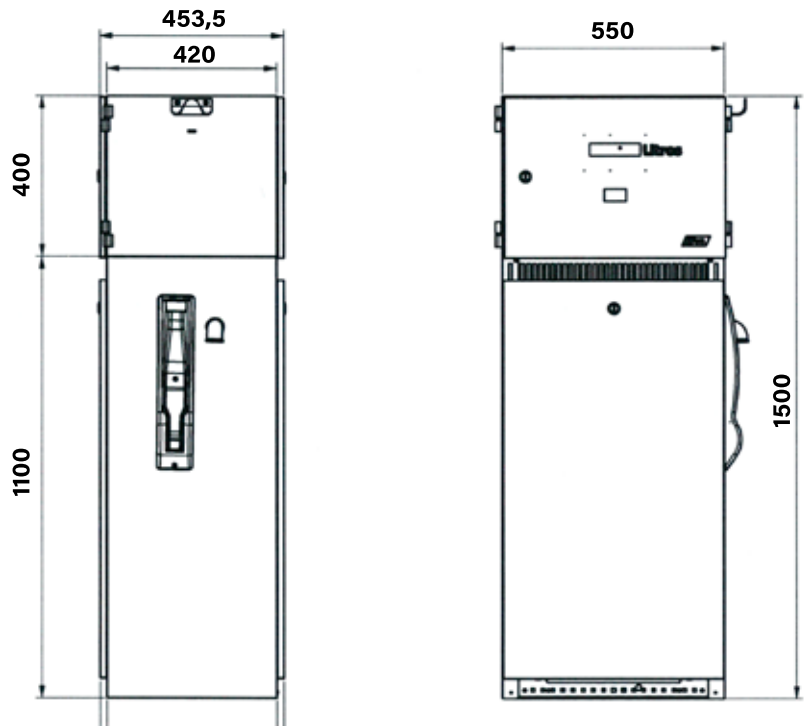
**Art. 093-5250-080** Magnetic automatic diesel nozzle ZPA80 Flow rate 80 l/min


### OPTIONAL:



**Art. 094-5245-000** Water separating delivery filter for diesel 150 l/min

# DIESEL TRANSFER SYSTEM "Service Station"



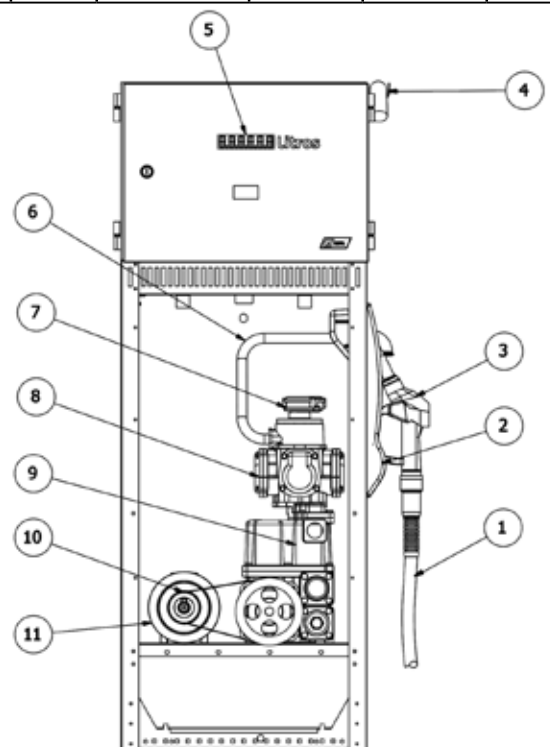
Ref.	Descrip.	Flow rate	Voltage	Power	Inlet-outlet	Conn. hose	Nozzle	Flow meter	Duty cycle	Weight
		l/min	AC V./Hz	W	BSPG	Ø			min	Kg

090-5090-080	Service Station	80	230/50-60	600	F1" - F1"	25	ZPA80	YES	Contin.	160,00
090-5091-080	Service Station	80	400/50	750	F1" - F1"	25	ZPA80	YES	Contin.	160,00

Ref.	Packaging (mm)	NR. of boxes
------	----------------	--------------

090-5090-080	476X640X1510	1
090-5091-080	476X640X1510	1

1	Delivery hose
2	Magnetic nozzle holder
3	Automatic nozzle
4	Hose holder
5	Digital Display
6	Delivery hose
7	Encoder
8	Volumetric flow meter
9	Volumetric rotary pumping unit
10	V-belt transmission
11	Electric motor



Diesel transferring kit in solid steel structure for private use with corrosion protection treatment. It allows the quick and clean filling of the vehicles, as well as measuring and recording the dispatched quantities. It is equipped with volumetric gear pump, 4-piston volumetric flow meter, automatic nozzle with swiveling joint, nozzle holder with magnetic opening system to turn the pump on/off and side hose holder. Removable frontal panel for easy maintenance. It permits the following functions: the identification of the authorised users, the pre-selection of dispensed quantity, the detection of the total consumption and the single-user consumption, the storage of the deliveries and the management of 200 users. The system is equipped with manager-key to quickly start the dispensing process.

### “Pro-Service Station” series composed by:



Self-priming volumetric rotary pumping unit with gears  
The 230V 50-60 Hz electric motor is connected to the unit through V-belt pulleys. Supplied with flexible connection and 2” threaded flange

Self-priming volumetric rotary pumping unit with gears  
The 400V 50 Hz electric motor is connected to the unit through V-belt pulleys. Supplied with flexible connection and 2” threaded flange

4-piston volumetric flow meter, with degasser that eliminates air in the measurement avoiding errors, tolerance of 0.2%



**Art. 908-0616-040** Connection hose  $\varnothing$  25 mm M-M 1” 4 m length



**Art. 093-5250-080** Magnetic automatic diesel nozzle ZPA80 Flow rate 80 l/min



**Art. 092-5200-230** Electronic control unit MecGest 110/230V 50Hz Software included



**Art. 092-5220-000** Codified communication kit USB key reader for PC



**Art. 092-5300-000** Red Key- Manager - nr. 1 pc.



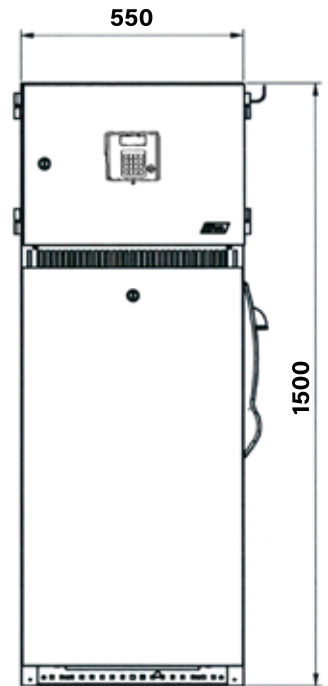
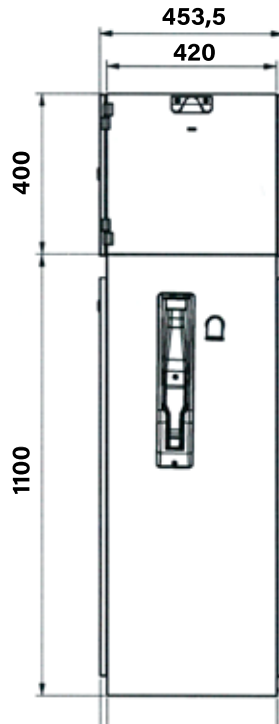
### OPTIONAL:


**Art. 092-5300-010** Kit blue keys - Users - nr. 10 pcs



**Art. 094-5245-000** Water separating delivery filter for diesel 150 l/min

# DIESEL TRANSFER SYSTEM "Pro Service Station"



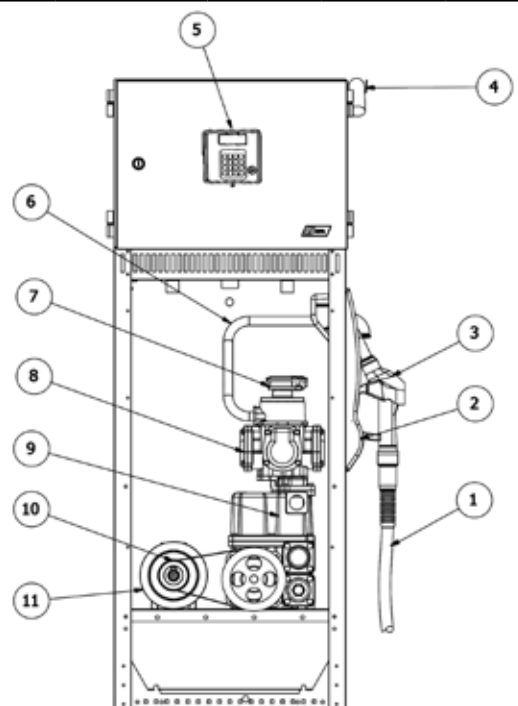
Ref.	Descrip.	Flow rate	Voltage	Power	Inlet-outlet	Conn. hose	Nozzle	Flow meter	Duty cycle	Weight
		l/min	AC V./Hz	W	BSPG	Ø			min	Kg

090-5092-080	Pro-Service Station	80	230/50-60	600	F1" - F1"	25	ZPA80	YES	Contin.	160,00
090-5093-080	Pro-Service Station	80	400/50	750	F1" - F1"	25	ZPA80	YES	Contin.	160,00

Ref.	Packaging (mm)	NR. of boxes
------	----------------	--------------

090-5092-080	476X640X1510	1
090-5093-080	476X640X1510	1

1	Delivery hose
2	Magnetic nozzle holder
3	Automatic nozzle
4	Hose holder
5	Digital Display
6	Delivery hose
7	Encoder
8	Volumetric flow meter
9	Volumetric rotary pumping unit
10	V-belt transmission
11	Electric motor





Rigid polyethylene tank for diesel transport for private use in total exemption for ADR (see ADR Regulation at page 242), with built-in transfer unit consisting of rotary vane self-priming pump available in various voltages (12-24V), delivery hose  $\varnothing$  20 mm, 4 m length, automatic nozzle with swiveling joint. The system is available at 220 liters capacity, can be integrated with flow meter for measuring diesel. Equipped with pressurizing/depressurizing relief valve and lockable lid.



### “Diesel Tank” series composed by:

**Art. 090-6220-000** Only 220 l Tank



**Art. 091-5081-045** Pump 12V - power cable (sec. 4 mmq, 4 m length) with pincers and fuse - 45 l/min

**Art. 091-5083-045** 24V Pump - power cable (sec. 4 mmq, 4 m length) with pincers and fuse - 45 l/min



**Art. 908-0516-040** Connection hose  $\varnothing$  20 mm M-M 1” 4 m length





**Art. 093-5210-000** Automatic nozzle PA60 Flow rate 70 l/min



**Art. 092-5124-000** Digital turbine flow meter MEC 24 min/max flow rate 7/120 l/min

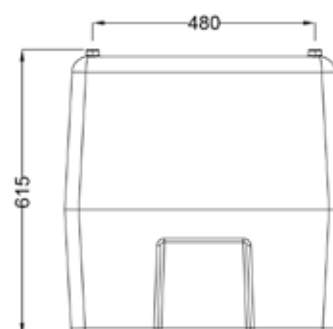
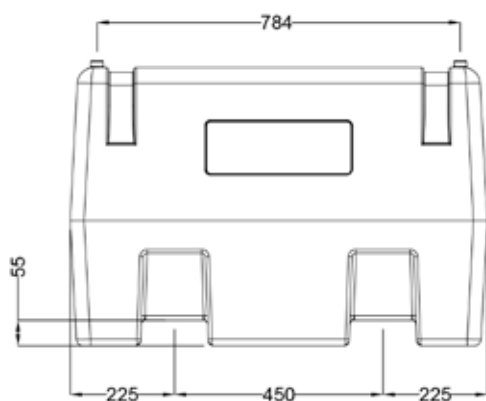
# TANK FOR DIESEL TRANSPORT ” Diesel Tank 220 ”



Ref.	Descrip.	Flow rate l/min	Voltage DC Volt	Power W	Inlet-outlet BSPG	Conn. hose Ø	Nozzle 	Flow meter 	Duty cycle min	Weight Kg	Packaging mm
------	----------	--------------------	--------------------	------------	----------------------	-----------------	--	---	-------------------	--------------	-----------------

<b>090-6220-012</b>	Tank 220 l	<b>45</b>	12	264	F1" - F1"	20	Aut.PA60	NO	40	37,00	600X910X665
<b>090-6220-024</b>	Tank 220 l	<b>45</b>	24	312	F1" - F1"	20	Aut.PA60	NO	40	37,00	600X910X665

<b>090-6221-012</b>	Tank 220 l	<b>45</b>	12	264	F1" - F1"	20	Aut.PA60	YES	40	37,50	600X910X665
<b>090-6221-024</b>	Tank 220 l	<b>45</b>	24	312	F1" - F1"	20	Aut.PA60	YES	40	37,50	600X910X665



The special “Pick-Up” series has been specifically designed for transport on Pick-Up vehicles. Rigid polyethylene tank for diesel transport for private use in total exemption for ADR (see ADR Regulation at page 242), with built-in transfer unit consisting of rotary vane self-priming pump available in various voltages (12-24V), delivery hose  $\varnothing$  20 mm, 4 m length, automatic nozzle with swiveling joint. The system is available at 220 liters capacity, can be integrated with flow meter for measuring diesel. Equipped with level probe, pressurizing/depressurizing relief valve and lockable lid.

### “Diesel Tank Pick-Up” series composed by:



**Art. 090-6225-000** Only 220 l Tank



**Art. 091-5081-045** Pump 12V - power cable (sec. 4 mmq, 4 m length) with pincers and fuse - 45 l/min

**Art. 091-5083-045** 24V Pump - power cable (sec. 4 mmq, 4 m length) with pincers and fuse - 45 l/min



**Art. 908-0516-040** Connection hose  $\varnothing$  20 mm M-M 1” 4 m length



**Art. 093-5210-000** Automatic nozzle PA60 Flow rate 70 l/min



**Art. 092-5124-000** Digital turbine flow meter MEC 24 min/max flow rate 7/120 l/min



**Art. 092-6000-220** Probe for Tank 220 l Pick-Up

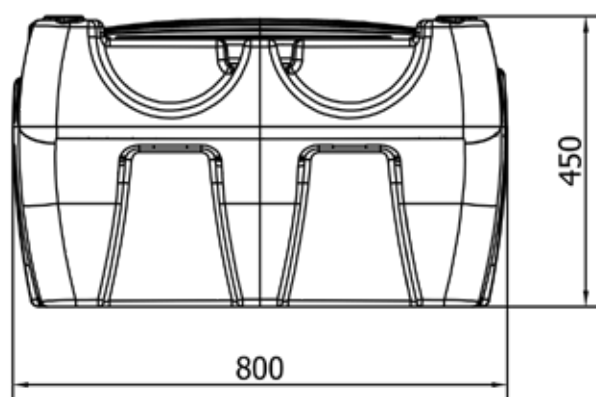
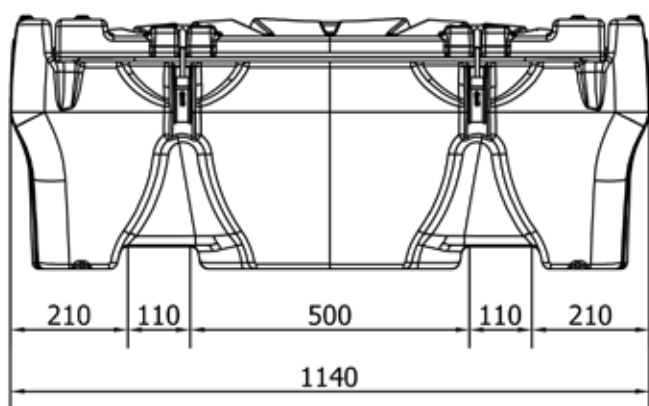
# TANK FOR DIESEL TRANSPORT ” Diesel Tank 220 Pick-Up”



Ref.	Descrip.	Flow rate l/min	Voltage DC Volt	Power W	Inlet-outlet BSPG	Conn. hose Ø	Nozzle	Flow meter	Duty cycle min	Weight Kg	Packaging mm
------	----------	--------------------	--------------------	------------	----------------------	-----------------	--------	------------	-------------------	--------------	-----------------

090-6225-012	Tank 220 l	45	12	264	F1" - F1"	20	Aut.PA60	NO	40	37,00	1155X805X440
090-6225-024	Tank 220 l	45	24	312	F1" - F1"	20	Aut.PA60	NO	40	37,00	1155X805X440

090-6226-012	Tank 220 l	45	12	264	F1" - F1"	20	Aut.PA60	YES	40	37,50	1155X805X440
090-6226-024	Tank 220 l	45	24	312	F1" - F1"	20	Aut.PA60	YES	40	37,50	1155X805X440



Rigid polyethylene tank for diesel transport for personal use in total exemption for ADR (see ADR Regulation at page 242), with built-in transfer unit consisting of rotary vane self-priming pump available in various voltages (12-24V), delivery hose  $\varnothing$  20 mm, 4 m length, automatic nozzle with swiveling joint. The system is available at 330 liters capacity, can be integrated with flow meter for measuring diesel and level probe. Equipped with pressurizing/depressurizing relief valve and lockable lid.

### “Diesel Tank” series composed by:



**Art. 090-6330-000** Only 330 I Tank



**Art. 091-5081-045** 12V Pump - power cable (sec. 4 mmq, 4 m length) with pincers and fuse - 45 l/min

**Art. 091-5083-045** 24V Pump - power cable (sec. 4 mmq, 4 m length) with pincers and fuse - 45 l/min



**Art. 908-0516-040** Connection hose  $\varnothing$  20 mm M-M 1" 4 m length



**Art. 093-5210-000** Automatic nozzle PA60 Flow rate 70 l/min



**Art. 092-5124-000** Digital turbine flow meter MEC 24 min/max flow rate 7/120 l/min





**Art. 092-6000-330** Probe for Tank 330 I



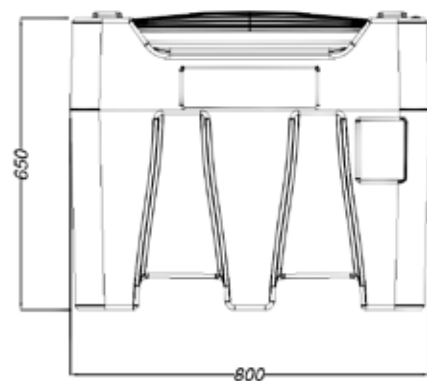
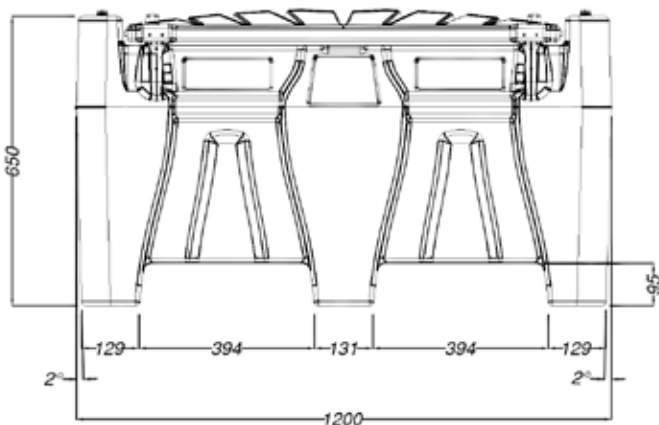
# DIESEL TANK 330



Ref.	Descrip.	Flow rate	Voltage	Power	Inlet-outlet	Conn. hose	Nozzle	Flow meter	Duty cycle	Weight	Packaging
		l/min	DC Volt	W	BSPG	Ø			min	Kg	mm

<b>090-6330-012</b>	Tank 330 I	<b>45</b>	12	264	F1" - F1"	20	Aut.PA60	NO	40	44,00	1200x800x650
<b>090-6330-024</b>	Tank 330 I	<b>45</b>	24	312	F1" - F1"	20	Aut.PA60	NO	40	44,00	1200x800x650

<b>090-6331-012</b>	Tank 330 I	<b>45</b>	12	264	F1" - F1"	20	Aut.PA60	YES	40	44,50	1200x800x650
<b>090-6331-024</b>	Tank 330 I	<b>45</b>	24	312	F1" - F1"	20	Aut.PA60	YES	40	44,50	1200x800x650



The special “Pick-Up” series has been specifically designed for transport on Pick-Up vehicles. rigid polyethylene tank for diesel transport for private use in total exemption for ADR (see ADR Regulation at page 242), with built-in transfer unit consisting of rotary vane self-priming pump available in various voltages (12-24V), delivery hose  $\varnothing$  20 mm, 4 m length, automatic nozzle with swiveling joint. The system is available at 330 liters capacity, can be integrated with flow meter for measuring diesel and level probe. Equipped with pressurizing/depressurizing relief valve and lockable lid.

### “Diesel Tank” series composed by:



**Art. 090-6335-000** Only 330 l Tank



**Art. 091-5081-045** 12V Pump - power cable (sec. 4 mmq, 4 m length) with pincers and fuse - 45 l/min

**Art. 091-5083-045** 24V Pump - power cable (sec. 4 mmq, 4 m length) with pincers and fuse - 45 l/min



**Art. 908-0516-040** Connection hose  $\varnothing$  20 mm M-M 1” 4 m length



**Art. 093-5210-000** Automatic nozzle PA60 Flow rate 70 l/min





**Art. 092-5124-000** Digital turbine flow meter MEC 24 min/max flow rate 7/120 l/min



**Art. 092-6000-330** Probe for Tank 330 l

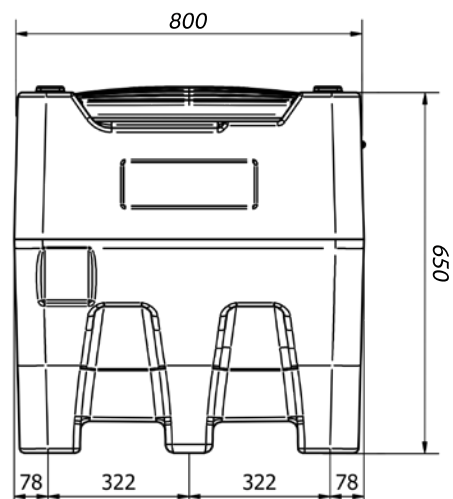
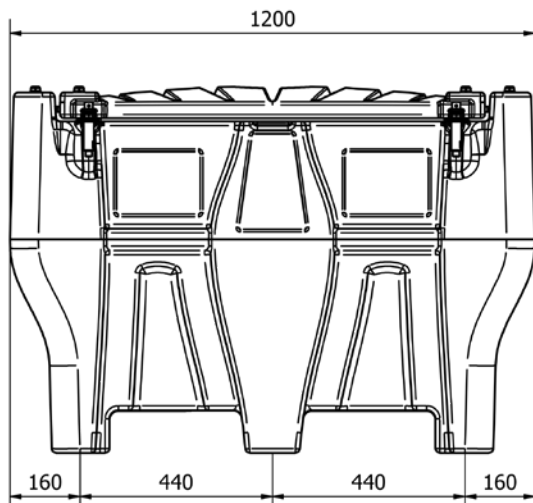
# DIESEL TANK 330 Pick-Up



Ref.	Descrip.	Flow rate	Voltage	Power	Inlet-outlet	Conn. hose	Nozzle	Flow meter	Duty cycle	Weight	Packaging
		l/min	DC Volt	W	BSPG	Ø			min	Kg	mm

<b>090-6335-012</b>	Tank 330 l	<b>45</b>	12	264	F1" - F1"	20	Aut.PA60	NO	40	53,00	1200x800x650
<b>090-6335-024</b>	Tank 330 l	<b>45</b>	24	312	F1" - F1"	20	Aut.PA60	NO	40	53,00	1200x800x650

<b>090-6336-012</b>	Tank 330 l	<b>45</b>	12	264	F1" - F1"	20	Aut.PA60	YES	40	53,50	1200x800x650
<b>090-6336-024</b>	Tank 330 l	<b>45</b>	24	312	F1" - F1"	20	Aut.PA60	YES	40	53,50	1200x800x650



Rigid polyethylene tank for diesel transport for private use in total exemption for ADR (see ADR Regulation at page 242), with built-in transfer unit consisting of rotary vane self-priming pump available in various voltages (12-24V), delivery hose  $\varnothing$  20 mm, 4 m length, automatic nozzle with swiveling joint. The system is available at 440 liters capacity, can be integrated with flow meter for measuring diesel and level probe. Equipped with pressurizing/depressurizing relief valve and lockable lid.

### “Diesel Tank” series composed by:



**Art. 090-6440-000** Only 440 l Tank



**Art. 091-5081-045** 12V Pump - power cable (sec. 4 mmq, 4 m length) with pincers and fuse - 45 l/min

**Art. 091-5083-045** 24V Pump - power cable (sec. 4 mmq, 4 m length) with pincers and fuse - 45 l/min



**Art. 908-0516-040** Connection hose  $\varnothing$  20 mm M-M 1" 4 m length



**Art. 093-5210-000** Automatic nozzle PA60 Flow rate 70 l/min



**Art. 092-5124-000** Digital turbine flow meter MEC 24 min/max flow rate 7/120 l/min





**Art. 092-6000-440** Probe for Tank 440 l



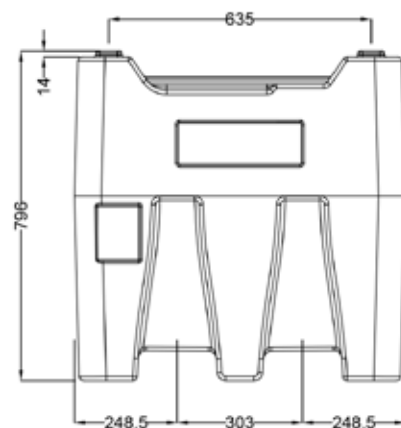
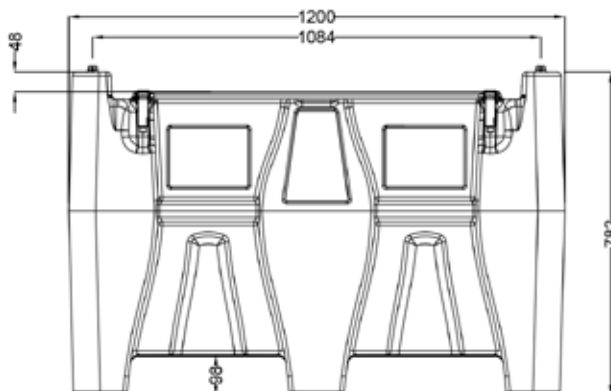
# DIESEL TANK 440



Ref.	Descrip.	Flow rate	Voltage	Power	Inlet-outlet	Conn. hose	Nozzle	Flow meter	Duty cycle	Weight	Packaging
		l/min	DC Volt	W	BSPG	Ø			min	Kg	mm

<b>090-6440-012</b>	Tank 440 I	<b>45</b>	12	264	F1" - F1"	20	Aut.PA60	NO	40	53,00	1200x800x785
<b>090-6440-024</b>	Tank 440 I	<b>45</b>	24	312	F1" - F1"	20	Aut.PA60	NO	40	53,00	1200x800x785

<b>090-6441-012</b>	Tank 440 I	<b>45</b>	12	264	F1" - F1"	20	Aut.PA60	YES	40	53,50	1200x800x785
<b>090-6441-024</b>	Tank 440 I	<b>45</b>	24	312	F1" - F1"	20	Aut.PA60	YES	40	53,50	1200x800x785





The special “Pick-Up” series has been specifically designed for transport on Pick-Up vehicles. rigid polyethylene tank for diesel transport for private use in total exemption for ADR (see ADR Regulation at page 242), with built-in transfer unit consisting of rotary vane self-priming pump available in various voltages (12-24V), delivery hose  $\varnothing$  20 mm, 4 m length, automatic nozzle with swiveling joint. The system is available at 440 liters capacity, can be integrated with flow meter for measuring diesel and level probe. Equipped with pressurizing/depressurizing relief valve and lockable lid.

### “Diesel Tank” series composed by:



**Art. 090-6455-000** Only 440 l Tank



**Art. 091-5081-045** 12V Pump - power cable (sec. 4 mmq, 4 m length) with pincers and fuse - 45 l/min

**Art. 091-5083-045** 24V Pump - power cable (sec. 4 mmq, 4 m length) with pincers and fuse - 45 l/min



**Art. 908-0516-040** Connection hose  $\varnothing$  20 mm M-M 1” 4 m length



**Art. 093-5210-000** Automatic nozzle PA60 Flow rate 70 l/min





**Art. 092-5124-000** Digital turbine flow meter MEC 24 min/max flow rate 7/120 l/min



**Art. 092-6000-440** Probe for Tank 440 l

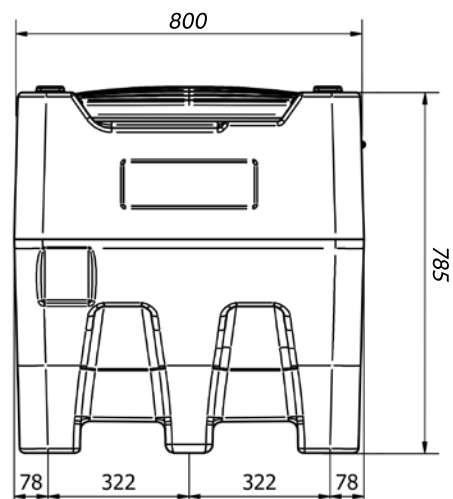
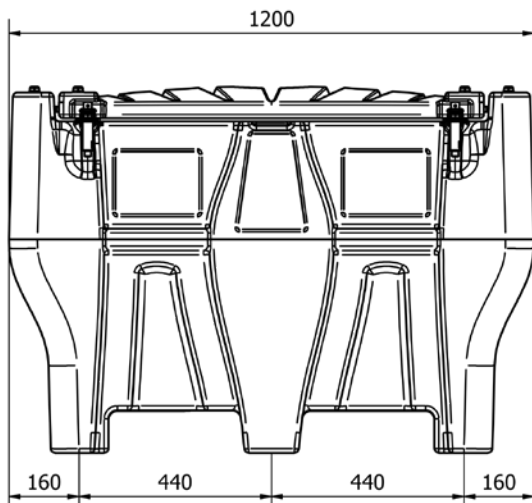
# DIESEL TANK 440 Pick-Up



Ref.	Descrip.	Flow rate	Voltage	Power	Inlet-outlet	Conn. hose	Nozzle	Flow meter	Duty cycle	Weight	Packaging
		l/min	DC Volt	W	BSPG	Ø			min	Kg	mm

<b>090-6455-012</b>	Tank 440 l	<b>45</b>	12	264	F1" - F1"	20	Aut.PA60	NO	40	60,00	1200x800x785
<b>090-6455-024</b>	Tank 440 l	<b>45</b>	24	312	F1" - F1"	20	Aut.PA60	NO	40	60,00	1200x800x785

<b>090-6456-012</b>	Tank 440 l	<b>45</b>	12	264	F1" - F1"	20	Aut.PA60	YES	40	60,50	1200x800x785
<b>090-6456-024</b>	Tank 440 l	<b>45</b>	24	312	F1" - F1"	20	Aut.PA60	YES	40	60,50	1200x800x785



Combined tank for Diesel and DEF-AdBlue® transport for private use in total exemption for ADR (see ADR Regulation at page 242). Made of polyethylene with reinforced lockable lid. Diesel compartment with aluminium filling plug and integrated safety valve, DEF-AdBlue® compartment polyethylene plug. Complete with tank level indicator and suction filter only for diesel compartment. The tank is provided with chamfers to be lifted when it is full and grips to be lifted when empty. It is equipped with slots for positioning the fastening belts at the support base. Diesel and DEF-AdBlue® compartments supplied with 4 m long cable with pincers for the connection to power battery supply.

### “Diesel-DEF-AdBlue® Tank” series composed by:



**Art. 090-6450-000** Only 400 l Tank + 50 l



**Art. 091-5081-045** 12V Pump - power cable (sec. 4 mmq, 4 m length) with pincers and fuse - 45 l/min



**Art. 098-6050-012** DEF-AdBlue® submerged pump 12V-25 l/min power cable (sec.2,5 mmq. 1 m length) with switch



**Art. 092-5124-000** Digital turbine flow meter MEC 24 min/max flow rate 7/120 l/min



**Art. 908-0516-040** Connection hose  $\varnothing$  20 mm M-M 1" 4 m length for diesel



**Art. 921-0500-040** Delivery hose EPDM  $\varnothing$  19x27 mm M-M 4 m length for DEF-AdBlue®



**Art. 099-5199-000** Manual plastic nozzle “AD90” Flow rate 90 l/min



**Art. 093-5210-000** Automatic nozzle PA60 Flow rate 70 l/min



**Art. 092-6000-440** Probe for Tank 440 l

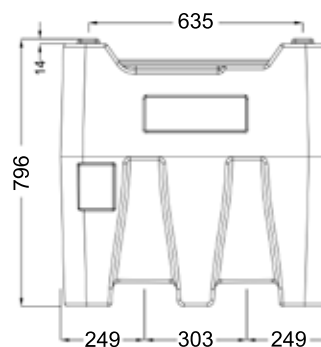
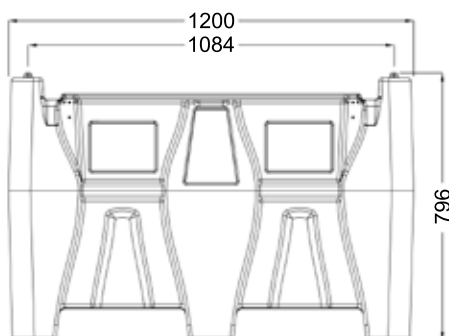
# DIESEL-DEF-AdBlue® TANK 400+50



Ref.	Descrip.	Liquid	Flow rate	Voltage	Power	Inlet-outlet	Conn. hose	Nozzle	Flow meter	Duty cycle	Weight	Packaging
			l/min	DC Volt	W	BSPG	Ø			min	kg	mm

<b>090-6450-012</b>	400 l	Diesel	<b>45</b>	12	264	F1"-F1"	20	Aut.PA60	NO	40	57,00	1200X800X796
	Tank 400 + 50											
	50 l	DEF	<b>15</b>	12	26		19	Man.AD90	NO	-		

<b>090-6451-012</b>	400 l	Diesel	<b>45</b>	12	264	F1"-F1"	20	Aut.PA60	YES	40	57,50	1200X800X796
	Tank 400 + 50											
	50 l	DEF	<b>15</b>	12	26		19	Man.AD90	NO	-		



The special “Pick-Up” series has been specifically designed for transport on Pick-Up vehicles. Combined tank for Diesel and DEF-AdBlue® transport for private use in total exemption for ADR (see ADR Regulation at page 242). Made of polyethylene with reinforced lockable lid. Diesel compartment with aluminium filling plug and integrated safety valve, DEF-AdBlue® compartment polyethylene plug. Complete with tank level indicator and suction filter only for diesel compartment. The tank is provided with chamfers to be lifted when it is full and grips to be lifted when empty. It is equipped with slots for positioning the fastening belts at the support base. Diesel and DEF-AdBlue® compartments supplied with 4 m long cable with pincers for the connection to power battery supply.



### “Diesel-DEF-AdBlue® Tank” series composed by:

**Art. 090-6555-000** Only 400 l Tank + 50 l



**Art. 091-5081-045** 12V Pump - power cable (sec. 4 mmq, 4 m length) with pincers and fuse - 45 l/min



**Art. 098-6050-012** DEF-AdBlue® submerged pump 12V-25 l/min power cable (sec.2,5 mmq. 1 m length) with switch



**Art. 092-5124-000** Digital turbine flow meter MEC 24 min/max flow rate 7/120 l/min



**Art. 908-0516-040** Connection hose  $\varnothing$  20 mm M-M 1" 4 m length for diesel



**Art. 921-0500-040** Delivery hose EPDM  $\varnothing$  19x27 mm M-M 4 m length for DEF-AdBlue®



**Art. 099-5199-000** Manual plastic nozzle “AD90” Flow rate 90 l/min



**Art. 093-5210-000** Automatic nozzle PA60 Flow rate 70 l/min



**Art. 092-6000-440** Probe for Tank 440 l



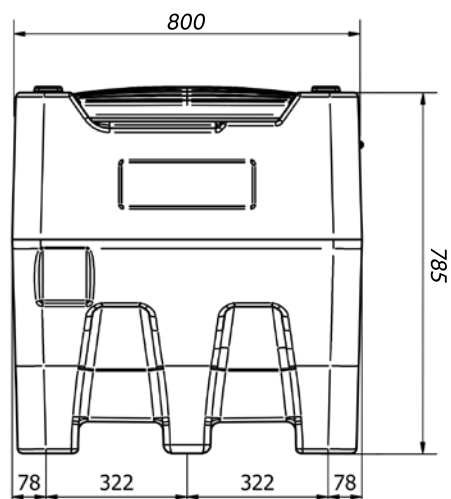
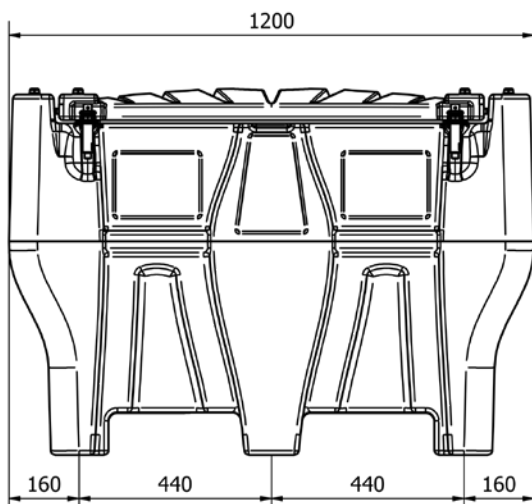
# DIESEL-DEF-AdBlue® TANK 400+50 Pick-Up



Ref.	Descrip.	Liquid	Flow rate	Voltage	Power	Inlet-outlet	Conn. hose	Nozzle	Flow meter	Duty cycle	Weight	Packaging
			l/min	DC Volt	W	BSPG	Ø			min	kg	mm

090-6555-012	400 l	Diesel	45	12	264	F1"-F1"	20	Aut.PA60	NO	40	57,00	1200X800X796
	50 l	DEF	15	12	26		19	Man.AD90	NO	-		

090-6556-012	400 l	Diesel	45	12	264	F1"-F1"	20	Aut.PA60	YES	40	57,50	1200X800X796
	50 l	DEF	15	12	26		19	Man.AD90	NO	-		



Tank for Diesel transport for private use in partial exemption paragraph 1.1.3.6 ADR (see ADR Regulation at page 242). Made of polyethylene with reinforced lockable lid. Diesel compartment with 2” aluminium filling plug and integrated 3 effects safety valve, internal breakwater bulkheads are integrated to grant the maximum security during the transport. Complete with tank level indicator and suction filter only for Diesel compartment. The tank is provided with chamfers to be lifted when it is full and grips to be lifted when empty. It is equipped with slots for positioning the fastening belts at the support base. Diesel compartment are supplied with 4 m long cable with pincers for the connection to the power battery supply.

### “Diesel Tank” series composed by:



**Art. 090-6900-000** Only 900 l Tank



**Art. 091-5081-060** 12V Pump - power cable (sec. 4 mmq, 4 m lenght) with pincers and fuse - 60 l/min



**Art. 091-5083-060** 24V Pump - power cable (sec. 4 mmq, 4 m lenght) with pincers and fuse - 60 l/min



**Art. 092-5124-000** Digital turbine flow meter MEC 24 min/max flow rate 7/120 l/min





**Art. 908-0516-060** Connection hose  $\varnothing$  20 mm M-M 1” 6 m lenght for diesel



**Art. 093-5210-000** Automatic nozzle PA60 Flow rate 70 l/min

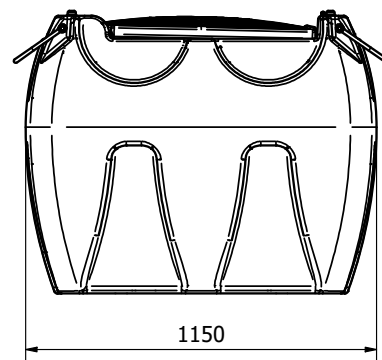
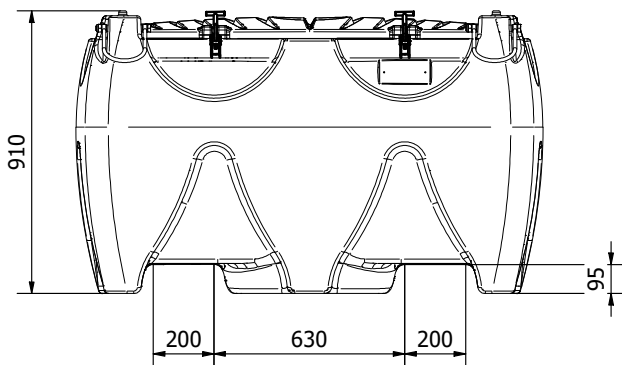
# DIESEL TANK “Diesel Tank 900”



Ref.	Descrip.	Liquid	Flow rate	Voltage	Power	Inlet-outlet	Conn. hose	Nozzle	Flow meter	Duty cycle	Weight	Packaging
			l/min	DC Volt	W	BSPG	Ø			min	kg	mm

090-6890-012	900 l	Gasolio	60	12	336	F1"-F1"	20	Aut.PA60	NO	40	103,60	1530X910X1150
090-6890-024	900 l	Gasolio	60	24	432	F1"-F1"	20	Aut.PA60	NO	40	103,60	1530X910X1150

090-6891-012	900 l	Diesel	60	12	336	F1"-F1"	20	Aut.PA60	YES	40	104,10	1530X910X1150
090-6891-024	900 l	Diesel	60	24	432	F1"-F1"	20	Aut.PA60	YES	40	104,10	1530X910X1150



## **DIESEL-DEF-AdBlue® TANK** **DEF-AdBlue® “Diesel-DEF-AdBlue® Tank 900+100”**

Combined tank for Diesel and DEF-AdBlue® transport for private use in partial exemption paragraph 1.1.3.6 ADR (see ADR Regulation at page 242). Made of polyethylene with reinforced lockable lid. Diesel compartment with 2” aluminium filling plug and integrated 3 effects safety valve, internal breakwater bulkheads are integrated to grant the maximum security during the transport. DEF-AdBlue® compartment with 2” polyethylene plug. Complete with tank level indicator and suction filter only for Diesel compartment. The tank is provided with chamfers to be lifted when it is full and grips to be lifted when empty. It is equipped with slots for positioning the fastening belts at the support base. Diesel and DEF-AdBlue® compartments are supplied with 4 m long cable with pincers for the connection to the power battery supply.

### **“Diesel-DEF-AdBlue® Tank” series composed by:**



**Art. 090-6900-000** Only 900 l Tank + 100 l



**Art. 091-5081-060** 12V Pump - power cable (sec. 4 mmq, 4 m lenght) with pincers and fuse - 60 l/min



**Art. 098-6100-012** DEF-AdBlue® submerged pump 12V-25 l/min power cable (sec.2,5 mmq. 1 m lenght) with switch



**Art. 092-5124-000** Digital turbine flow meter MEC 24 min/max flow rate 7/120 l/min



**Art. 908-0516-060** Connection hose ø 20 mm M-M 1” 6 m lenght for diesel



**Art. 921-0500-060** Delivery hose EPDM ø 19x27 mm M-M 6 m lenght for DEF-AdBlue®



**Art. 099-5199-000** Manual plastic nozzle “AD90” Flow rate 90 l/min





**Art. 093-5210-000** Automatic nozzle PA60 Flow rate 70 l/min



# DIESEL-DEF-AdBlue® TANK

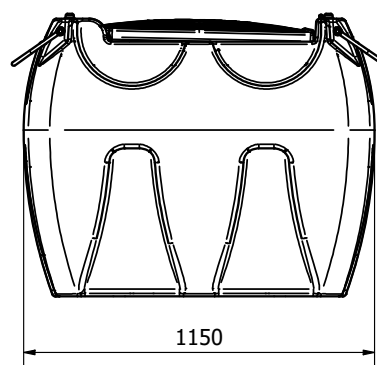
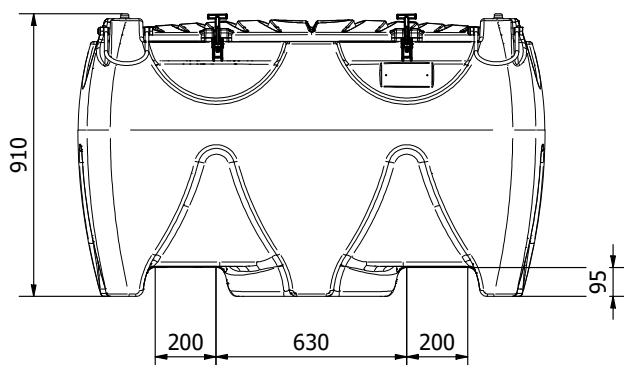
## DEF-AdBlue® “Diesel-DEF-AdBlue® Tank 900+100”



Ref.	Descrip.	Liquid	Flow rate	Voltage	Power	Inlet-outlet	Conn. hose	Nozzle	Flow meter	Duty cycle	Weight	Packaging
			l/min	DC Volt	W	BSPG	Ø			min	kg	mm

<b>090-6900-012</b>	900 l	Diesel	<b>60</b>	12	336	F1"-F1"	20	Aut.PA60	NO	40	113,60	1530X910X1150
	Tank 900 + 100											
	100 l	DEF	<b>15</b>	12	26		19	Man.AD90	NO	-		

<b>090-6901-012</b>	900 l	Diesel	<b>60</b>	12	336	F1"-F1"	20	Aut.PA60	YES	40	114,00	1530X910X1150
	Tank 900 + 100											
	100 l	DEF	<b>15</b>	12	26		19	Man.AD90	NO	-		





Rigid polyethylene tank for diesel transport for private and professional use in total exemption for ADR (see ADR Regulation at page 242), perfect for refuelling of small operative vehicles, light-duty or recreational vehicles. It is equipped with run-flat wheels and suitable for moving on any ground. They have compact dimension for easy moving. Every tank can be filled vertically or horizontally, with the same fuel quantity. Provided with nozzle holder bracket, sphere relief valve with swiveling joint, filling plug with anti-spill vent valve.

### “Caddy” series composed by:



**Art. 090-6055-M00** Wheeled Caddy Tank 55 l diesel

**Art. 090-6110-M00** Wheeled Caddy Tank 110 l diesel



**Art. 027-3720-000** Alluminium manual rotary pump



**Art. 908-0500-040** Antistatic rubber hose Ø 20 mm 4 m length



**Art. 093-5200-000** Manual nozzle “MC 80” Flow rate 80 l/min


# TANK FOR DIESEL TRANSPORT “Caddy”



55 l



110 l

Ref.	Descrip.	Flow rate for 100 revolutions		Width mm	Depth mm	Height mm	Nozzle 	Weight kg	Packaging mm
		l	USG						

<b>090-6055-M00</b>	Caddy 55 l	<b>38</b>	10	460	360	900	Manual	9,00	1000X500X500
<b>090-6110-M00</b>	Caddy 110 l	<b>38</b>	10	460	440	1100	Manual	13,00	1200X500X500

## DOUBLE-WALL TANK FOR DIESEL “Multitank”

Double-wall tanks in HDPE with integrated galvanised steel foil, palletised base. Equipped with level indicator, visual leaks detector, built-in transport handles. Tanks suitable for stocking of diesel, bio-diesel, for professional or private use. Approved for indoor installing and proper for filling with nozzles.

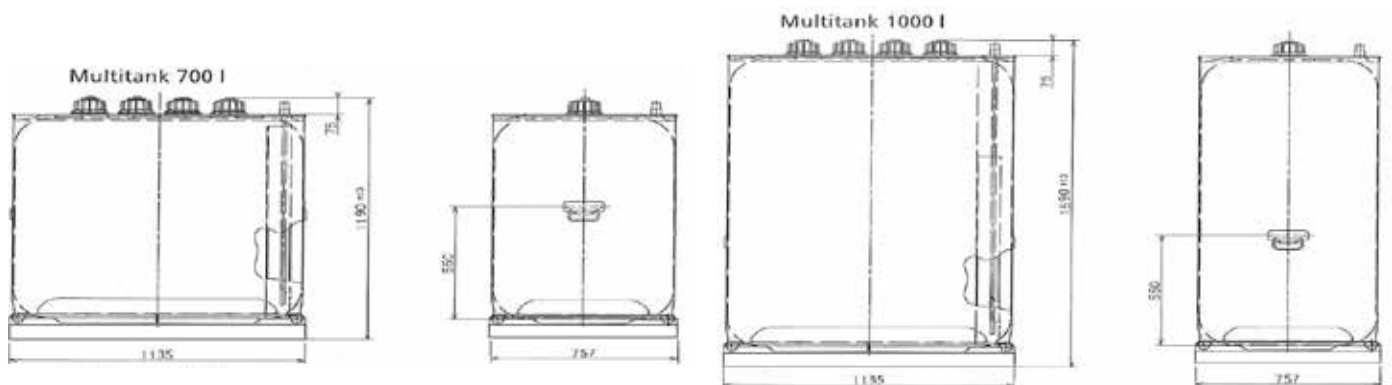


Hose reel, pump, nozzle and accessories are not included

Ref.	Descrip.	Capacity	Width	Depth	Height	Weight	Packaging
		l	mm	mm	mm	kg	mm

<b>090-8070-000</b>	Multitank	<b>700</b>	1135	757	1185	65,00	1135x757x1190
<b>090-8100-000</b>	Multitank	<b>1000</b>	1135	757	1590	80,00	1135x757x1590

<b>090-8200-030</b>	Supp.bracket	-	727	370	114	12,50	745x390x150
---------------------	--------------	---	-----	-----	-----	-------	-------------



# POLYETHYLENE TANK FOR DIESEL AND DEF-AdBlue® “Tank in tank”



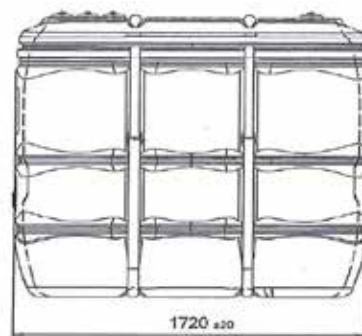
Double-wall rigid polyethylene tank for diesel and DEF-AdBlue® for professional and private use, with built-in retention bucket, UV protection, anti-odor barrier SMP and seal of quality proofed barrier. Tank's accessory: support to install the DEF-AdBlue® and diesel “Compact” kit.



Ref.	Descrip.	Flow rate	Width	Depth	Height	Weight	Packaging
		l	mm	mm	mm	kg	mm
<b>090-9100-000</b>	Tank in Tank	<b>1000</b>	1420	660	1685	59,00	1420x660x1685
<b>090-9150-000</b>	Tank in Tank	<b>1500</b>	1720	770	1720	90,00	1720x770x1720
<b>090-9200-000</b>	Tank in Tank	<b>2000</b>	2200	770	1700	145,00	2200x770x1700
<b>097-9900-000</b>	Supp.bracket	-	571	382	79	5,00	572x383x90
<b>099-6530-000</b>	Suction kit AdBlue®	-	-	-	1685	4,80	880x150x150
<b>095-5460-000</b>	Suction hose kit for diesel	-	-	-	2000	1,80	350x350x120



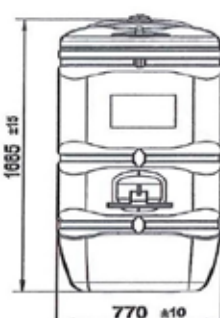
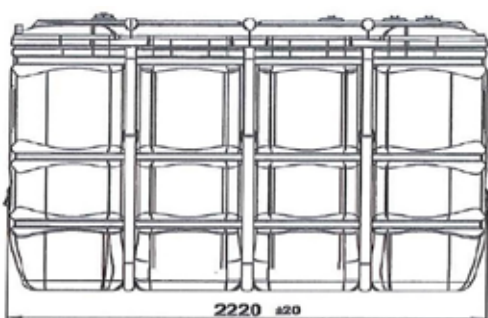
**1000 l**



**support bracket**



**1500 l**



**2000 l**



**097-9900-000**

Filter group with double filtering for diesel absorbing water and impurities. The high efficiency allows the filtering of large quantity of diesel in a single operation. The first stage with filtering capacity equal to a 125  $\mu$ , second stage with filtering capacity equal to 30  $\mu$  with water separating. Group equipped with delivery hose and suction hose. Big diameter wheels suitable for moving on every ground, solid structure in painted tubular.

### “MecFilter” series composed by:



**Art. 091-5081-060** 12V Pump - power cable (sec. 4 mmq, 4 m lenght) with pincers and fuse - 60 l/min



**Art. 091-6100-060** Electric pump AC 230V 50Hz MEC-60 l/min

**Art. 091-6102-070** Electric pump AC 115V 60Hz MEC-70 l/min



**Art. 908-0516-040** Connection hose  $\varnothing$  20 mm M-M 1” 4 m lenght



**Art. 095-5450-040** Suction kit with PVC hose



**Art. 093-5200-000** Aluminium manual nozzle MC80 Flow rate 80 l/min



**Art. 094-5250-030** Water separating delivery filter for diesel 30  $\mu$  - 70 l/min

**Art. 094-5251-030** Cartridge for water separating delivery filter for diesel 30  $\mu$




**Art. 094-5255-125** Delivery filter with stainless steel cartridge for diesel 125  $\mu$  - 100 l/min

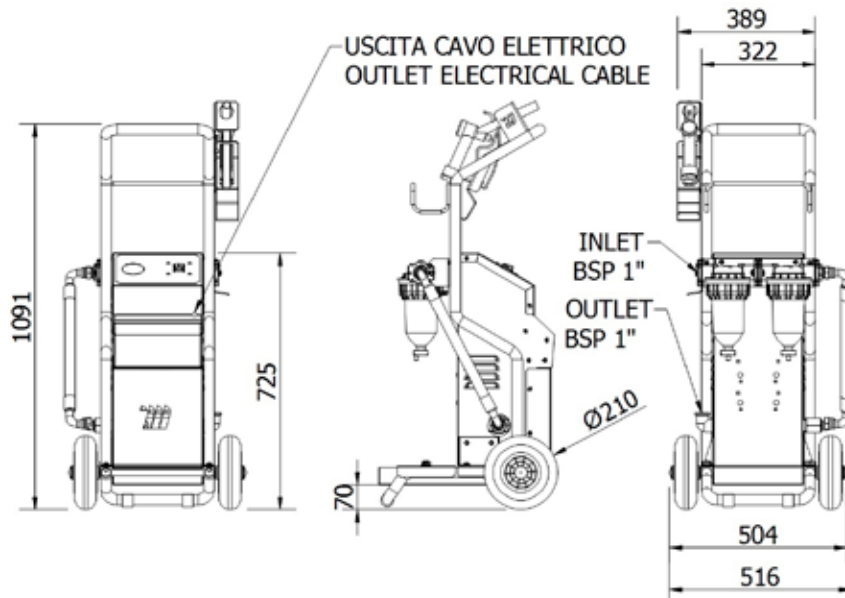


# WHEELED FILTER GROUP FOR DIESEL "MecFilter"



Ref.	Descrip.	Flow rate	Voltage	Power	Conn. hose	Inlet-Outlet	Nozzle	Weight	Packaging
	MecFilter	l/min	AC V./Hz DC Volt	W	Ø mm length m	BSPG		kg	mm

<b>090-6000-230</b>	Diesel Filter	<b>60</b>	230/50	460	20 / 4m	F 1" - F 1"	Manual	46,00	530X520X1110
<b>090-6000-115</b>	Diesel Filter	<b>70</b>	115/60	575	20 / 4m	F 1" - F 1"	Manual	46,00	530X520X1110
<b>090-6000-012</b>	Diesel Filter	<b>60</b>	12	336	20 / 4m	F 1" - F 1"	Manual	45,00	530X520X1110



Filter group with double filtering for oil and impurities. The high efficiency allows the filtering of large quantity of oil in a single operation. The first stage with filtering capacity equal to a 125  $\mu$ , second stage with filtering capacity equal to 10  $\mu$ . Group equipped with delivery hose and suction hose. Big diameter wheels suitable for moving on every ground, solid structure in painted tubular.

### “MecFilter” series composed by:



**Art. 091-5500-025** Electric pump for oils and lubricants 230V-50Hz 25 l/min



**Art. 095-5450-040** Connection hose  $\varnothing$  20 mm M-M 1” 4 m lenght



**Art. 095-5450-040** Suction kit with PVC hose



**Art. 093-5200-000** Aluminium manual nozzle MC80 Flow rate 80 l/min



**Art. 094-5255-125** Delivery filter with stainless steel cartridge for oil 125  $\mu$  - 100 l/min




**Art. 094-5280-010** Oil filter 100 l/min 10  $\mu$  - Connection F 1”

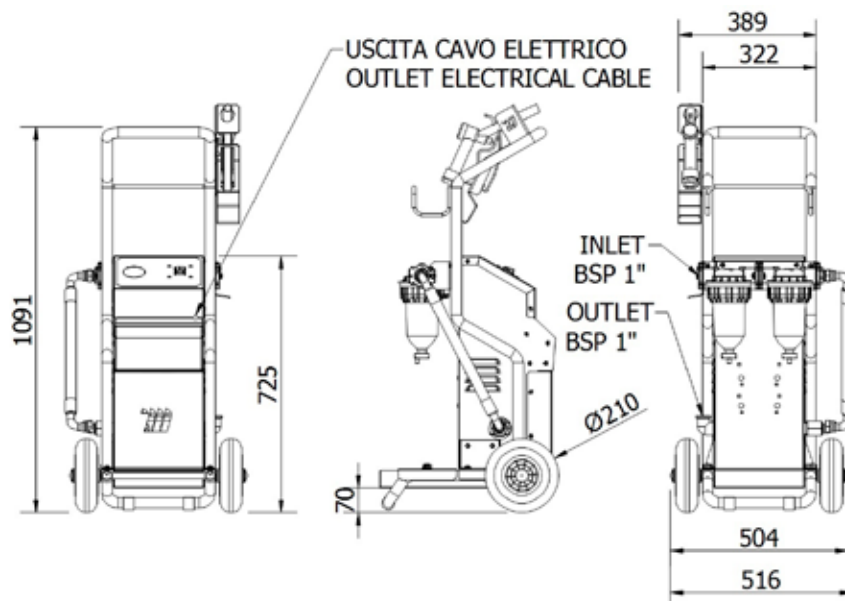


**Art. 094-5281-010** Cartridge for oil filter 10  $\mu$

# WHEELED FILTER GROUP FOR OIL "MecFilter"



Ref.	Descrip.	Flow rate	Voltage	Power	Conn. hose	Inlet-Outlet	Nozzle	Weight	Packaging
	MecFilter	l/min	AC V./Hz	W	Ø mm length m	BSPG		kg	mm
<b>090-6010-230</b>	Filtro Olio	<b>25</b>	230/50	850	20 / 4m	F 1" - F 1"	Manual	52,00	530X520X1110



Filter group for oil and grease absorbing water and impurities. The high efficiency allows the filtering of large quantity of diesel in a single operation. Group equipped with delivery hose and suction hose. Big diameter wheels suitable for moving on every ground, solid structure in painted tubular.

### “EcoFilter” series composed by:



**Art. 091-6100-060** Electric pump for diesel AC 230V 50Hz MEC-60 l/min



**Art. 091-6102-070** Electric pump for diesel AC 115V 60Hz MEC-70 l/min



**Art. 091-5500-025** Electric pump for oils and lubricants 230V-50Hz 25 l/min



**Art. 908-0516-040** Connection hose ø 20 mm M-M 1” 4 m length



**Art. 095-5450-040** Suction kit with PVC hose



**Art. 093-5200-000** Aluminium manual nozzle MC80 Flow rate 80 l/min



**Art. 094-5240-000** Water separating delivery filter for diesel/oil 70 l/min

**Art. 094-5280-010** Oil filter 100 l/min 10 µ - Connection F 1”

**Art. 094-5281-010** Cartridge for oil filter 10 µ


# WHEELED FILTER GROUP FOR OIL / DIESEL "EcoFilter"



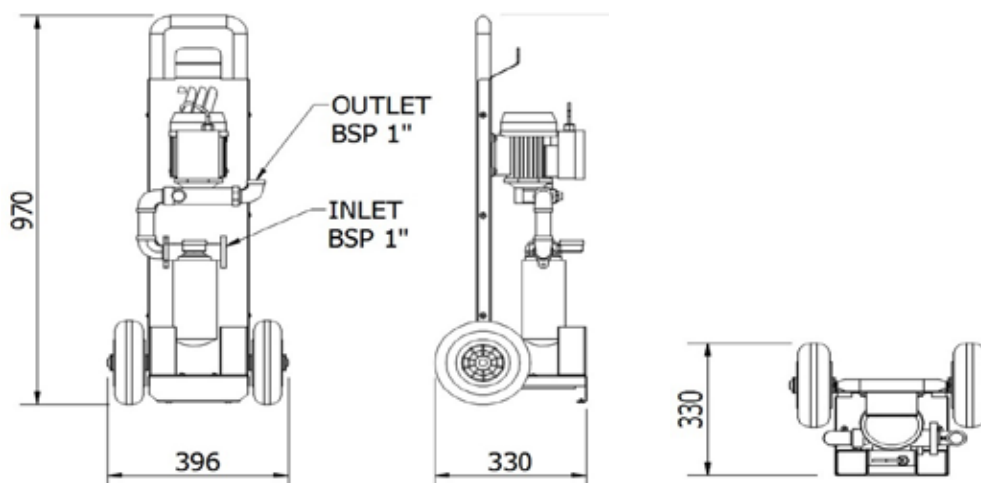
**090-6020-230**



**090-6021-230**

Ref.	Descrip.	Flow rate	Voltage	Power	Conn. hose	Inlet-Outlet	Nozzle	Weight	Packaging
	EcoFilter	l/min	AC V./Hz	W	Ø mm length m	BSPG		kg	mm

<b>090-6020-230</b>	Diesel Filter	<b>60</b>	230/50	440	20 / 4m	F 1" - F 1"	Manual	24,00	990X350X405
<b>090-6020-115</b>	Diesel Filter	<b>70</b>	115/60	650	20 / 4m	F 1" - F 1"	Manual	24,00	990X350X405
<b>090-6021-230</b>	Oil Filter	<b>25</b>	230/50	850	20 / 4m	F 1" - F 1"	Manual	29,75	990X350X405





Battery electric vane self-priming pump 12 or 24V direct electricity, constituted by cast iron body, sintered steel impeller and acetyl resin vane. Built-in by-pass valve and stainless steel filter.



## Battery electric pump 45 l for diesel transfer equipped with:

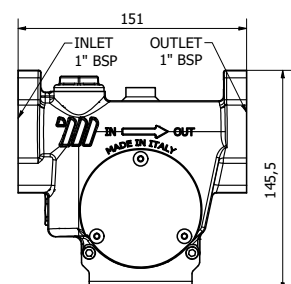
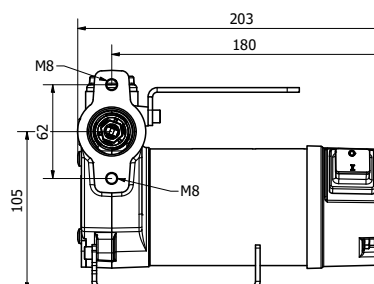
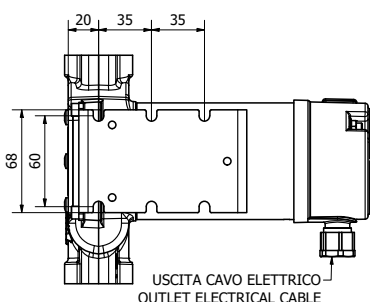
- Power cable 2 m length sec. 2,5 mmq with pincers and fuse
- Power cable 4 m length sec. 2,5 mmq with pincers and fuse
- Self-priming rotary electric pump
- Cast iron body
- By-pass valve
- DC engine
- Stainless steel filter 100 micron
- Motor protection rating IP55
- Max by-pass valve pressure 1,5 bar

Ref.	Flow rate	Voltage	Power	Electricity	Cable lenght	Inlet-Outlet	Duty cycle	Max suction height	Weight	Packaging
	l/min	DC Volt	W	A	m	BSPG	min	m	kg	mm

<b>091-5080-045</b>	<b>45</b>	12	264	22	2	F 1"-F 1"	40	3	5,40	245X180X190
<b>091-5082-045</b>	<b>45</b>	24	312	12	2	F 1"-F 1"	40	3	5,40	245X180X190

<b>091-5081-045</b>	<b>45</b>	12	264	22	4	F 1"-F 1"	40	3	5,70	245X180X190
<b>091-5083-045</b>	<b>45</b>	24	312	12	4	F 1"-F 1"	40	3	5,70	245X180X190

## Dimensions:



Battery electric vane self-priming pump 12 or 24V direct electricity, constituted by cast iron body, sintered steel impeller and acetyl resin vane. Built-in by-pass valve and stainless steel filter.



## Battery electric pump 60 l for diesel transfer equipped with:

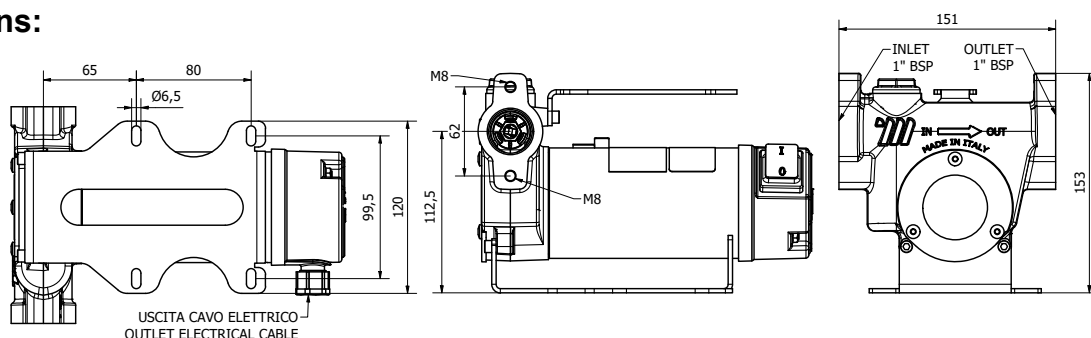
- Power cable 4 m length sec. 4 mmq with pincers and fuse
- Power cable 6 m length sec. 4 mmq with pincers and fuse
- Self-priming rotary electric pump
- Cast iron body
- By-pass valve
- DC Engine
- Stainless steel filter 100 micron
- Motor protection rating IP55
- Max by-pass valve pressure 1,5 bar

Ref.	Flow rate	Voltage	Power	Electricity	Cable lenght	Inlet-Outlet	Duty cycle	Max suction height	Weight	Packaging
	l/min	DC Volt	W	A	m	BSPG	min	m	kg	mm

<b>091-5081-060</b>	<b>60</b>	12	336	19	4	F 1"-F 1"	40	3	6,80	245X180X190
<b>091-5083-060</b>	<b>60</b>	24	432	11	4	F 1"-F 1"	40	3	6,80	245X180X190

<b>091-5084-060</b>	<b>60</b>	12	336	19	6	F 1"-F 1"	40	3	7,10	245X180X190
<b>091-5085-060</b>	<b>60</b>	24	432	11	6	F 1"-F 1"	40	3	7,10	245X180X190

## Dimensions:



Battery electric vane self-priming pump 12 or 24V direct electricity, constituted by cast iron body, sintered steel impeller and acetyl resin vane. Built-in by-pass valve and stainless steel filter.



### Battery electric pump 85 l for diesel transfer equipped with:

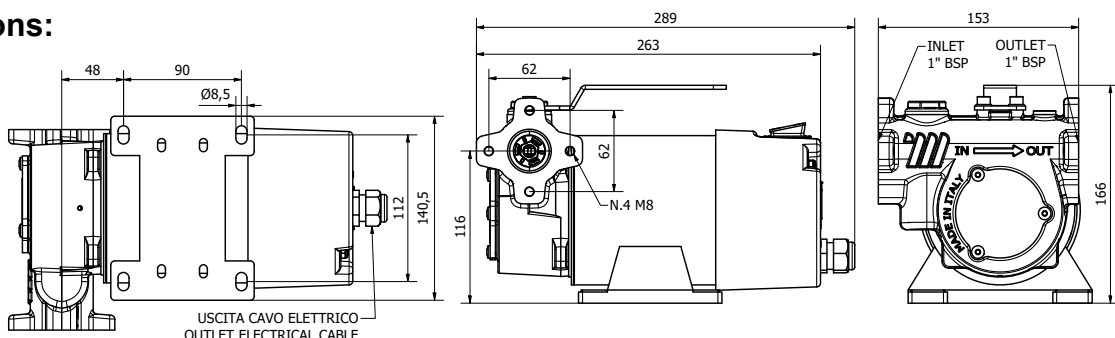
- Power cable 4 m length sec. 6 mmq with pincers and fuse
- Power cable 6 m length sec. 6 mmq with pincers and fuse
- Self-priming rotary electric pump
- Cast iron body
- By-pass valve
- DC Engine
- Stainless steel filter 100 micron
- Motor protection rating IP55
- Max by-pass valve pressure 1,5 bar

Ref.	Flow rate	Voltage	Power	Electricity	Cable Length	Inlet-Outlet	Duty cycle	Max suction height	Weight	Packaging
	l/min	DC Volt	W	A	m	BSPG	min	m	kg	mm

<b>091-6081-085</b>	<b>85</b>	12	432	40	4	F 1"-F 1"	S2 30	2	9,80	310X200X210
<b>091-6083-085</b>	<b>85</b>	24	432	32	4	F 1"-F 1"	S2 30	2	9,80	310X200X210

<b>091-6084-085</b>	<b>85</b>	12	432	40	6	F 1"-F 1"	S2 30	2	10,20	310X200X210
<b>091-6085-085</b>	<b>85</b>	24	432	32	6	F 1"-F 1"	S2 30	2	10,20	310X200X210

### Dimensions:



Electric pumps 230V, volumetric self-priming vane. They are equipped with asynchronous induction self-ventilated engine with motor protection rating IP55, insulation class type F, internal protection. Built-in by-pass valve and stainless steel filter.



## Electric pump for diesel fuel transfer 60 l equipped with:

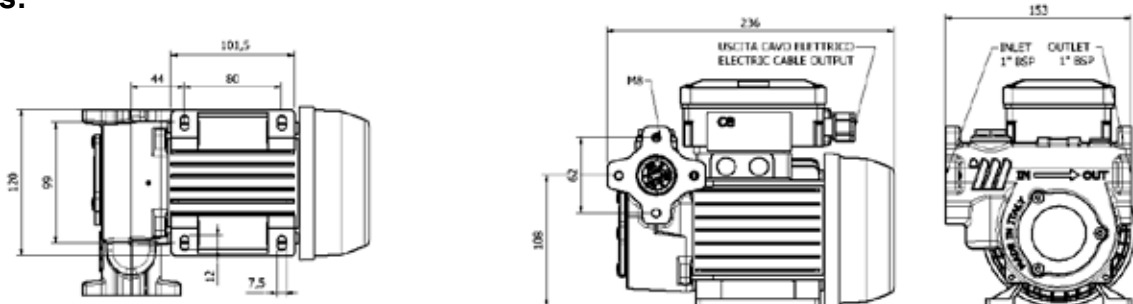
- Power cable 2 m length, Schuko plug
- Self-priming rotary electric pump
- Cast iron body
- By-pass valve
- AC Engine
- Stainless steel filter 100 micron
- Motor protection rating IP55
- Max by-pass valve pressure 1,5 bar

Ref.	Flow rate	Voltage	Power	Electricity	RPM	Length Cable	Inlet-outlet	Duty cycle	Weight	Packaging
	l/min	AC V./Hz	W	A	rev. min	m	BSPG	min	kg	mm

091-6100-060	60	230/50	440	2,1	2850	2	F 1"-F 1"	Contin.	8,35	245X180X190
--------------	----	--------	-----	-----	------	---	-----------	---------	------	-------------

091-6101-060	60	230/60	690	2,5	3470	2	F 1"-F 1"	Contin.	8,35	245X180X190
--------------	----	--------	-----	-----	------	---	-----------	---------	------	-------------

## Dimensions:



Electric pumps 115 - 230V, volumetric self-priming vane. They are equipped with asynchronous induction self-ventilated with motor protection rating IP55, insulation class type F, internal protection. Built-in by-pass valve and stainless steel filter.



## Electric pump 70 l for diesel fuel transfer equipped with:

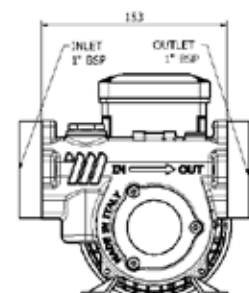
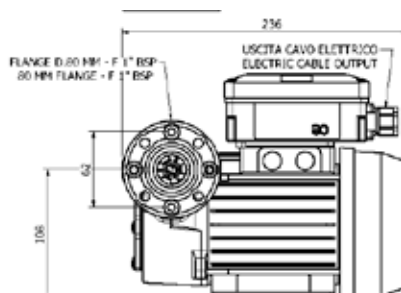
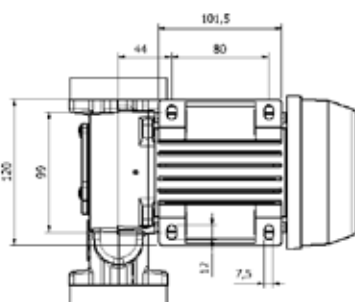
- Power cable 2 m length, Schuko plug
- Self-priming rotary electric pump
- Cast iron body
- By-pass valve
- AC Engine
- Stainless steel filter 100 micron
- Motor protection rating IP55
- Max by-pass valve pressure 1,5 bar

Ref.	Flow rate	Voltage	Power	Electricity	RPM	Cable length	Inlet-outlet	Duty cycle	Weight	Packaging
	l/min	AC V./Hz	W	A	rev. min	m	BSPG	min	kg	mm

091-6100-070	70	230/50	480	2,6	2950	2	F 1"-F 1"	Contin.	9,30	300X215X230
--------------	----	--------	-----	-----	------	---	-----------	---------	------	-------------

091-6102-070	70	115/60	650	6,7	3510	2	F 1"-F 1"	Contin.	9,60	300X215X230
--------------	----	--------	-----	-----	------	---	-----------	---------	------	-------------

## Dimensio





# ELECTRIC PUMPS FOR DIESEL FUEL TRANSFER



Electric pump 115 o 230V, volumetric self-priming vane. They are equipped with asynchronous induction self-ventilated engine with motor protection rating IP55, insulation class type F, internal protection. Built-in by-pass valve and stainless steel filter.



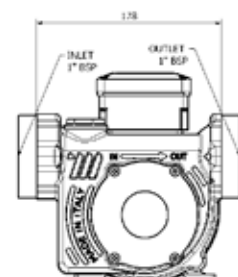
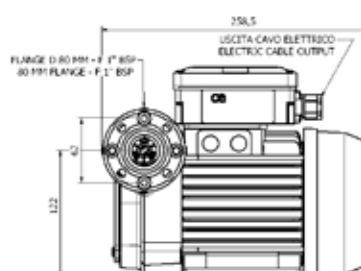
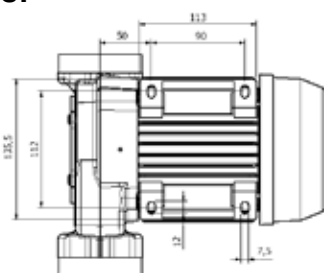
## Electric pump 100 l for diesel fuel transfer equipped with:

- Power cable 2 m length, Schuko plug
- Self-priming rotary electric pump
- Cast iron body
- By-pass valve
- AC engine
- Stainless steel filter 100 micron
- Motor protection rating IP55
- Max by-pass valve pressure 1,5 bar

Ref.	Flow rate	Voltage	Power	Electricity	RPM	Cable length	Inlet-outlet	Duty cycle	Weight	Packaging
	l/min	AC V./Hz	W	A	rev. min	m	BSPG	min	kg	mm

<b>091-6100-100</b>	<b>100</b>	230/50	800	3,8	1450	2	F 1"-F 1"	Contin.	14,50	310X200X210
<b>091-6101-100</b>	<b>100</b>	230/60	950	5,2	1745	2	F 1"-F 1"	Contin.	14,50	310X200X210
<b>091-6102-100</b>	<b>100</b>	115/60	1045	9,8	1750	2	F 1"-F 1"	Contin.	14,80	310X200X210

## Dimensions:



Electric pump 230V, volumetric self-priming vane. They are equipped with asynchronous induction self-ventilated engine with motor protection rating IP55, insulation class type F, internal protection. Built-in by-pass valve and stainless steel filter.



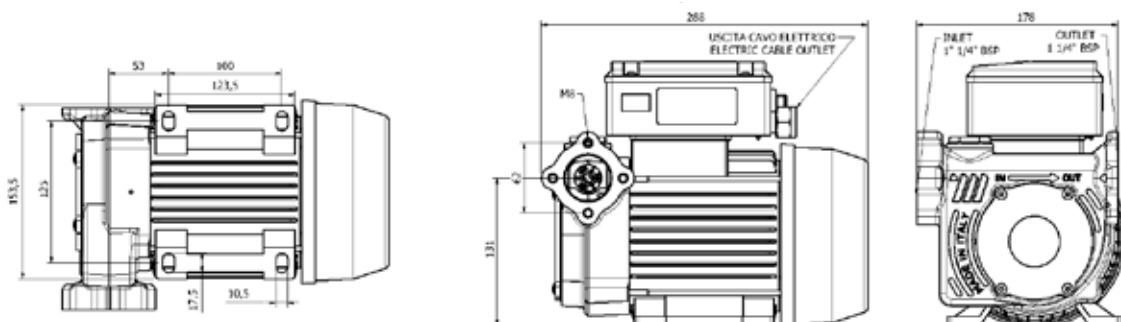
## Electric pump 150 l for diesel fuel transfer equipped with:

- Power cable 2 m length, Schuko plug
- Self-priming rotary electric pump
- Cast iron body
- By-pass valve
- AC engine
- Stainless steel filter 100 micron
- Motor protection rating IP55
- Max by-pass valve pressure 1,5 bar

Ref.	Flow rate	Voltage	Power	Electricity	RPM	Cable length	Inlet-outlet	Duty cycle	Weight	Packaging
	l/min	AC V./Hz	W	A	rev. min	m	BSPG	min	kg	mm

<b>091-6100-150</b>	<b>150</b>	<b>230/50</b>	<b>2780</b>	<b>15,2</b>	<b>2900</b>	<b>2</b>	<b>F-F 1 1/4"</b>	<b>Continuo</b>	<b>16,53</b>	<b>360X210X260</b>
---------------------	------------	---------------	-------------	-------------	-------------	----------	-------------------	-----------------	--------------	--------------------

## Dimensions:



Volumetric self-priming monoblock 230V electric pump, with open impeller and volumetric palettes. It's equipped with two-poles induction self-ventilated motor with IP55 rate protection, F type isolation class, thermal protection. The check valve inside the suction outlet avoids the syphon effect when stopping and assures the automatic self-repriming. Every time the pump is turned on, it self-reprimes even if it is partially filled and if the suction hose is completely empty.



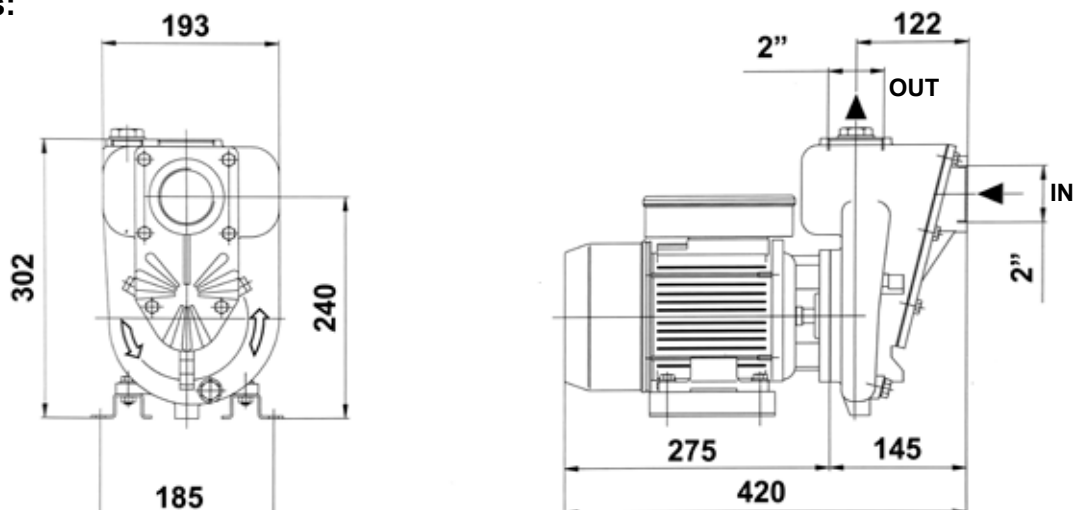
## High delivery diesel electric pump MEC-550 - 550 l/min

### Equipped with:

- Power cable 2 m length, Schuko plug
- Self-priming monoblock electric pump
- Cast iron body
- By-pass valve - AC Engine
- Stainless steel 100 micron filter
- Motor protection rating IP55
- Total suction lift up to 7 m

Ref.	Flow rate	Voltage	Power	Electricity	RPM	Cable length	Inlet-Outlet	Duty cycle	Weight	Packaging
	l/min	AC V./Hz	W	A	rev. min	m	BSPG	min	kg	mm
<b>091-6100-550</b>	<b>550</b>	230/50	1500	9,5	2850	2	F 2"- F 2"	Contin.	26,60	230x416x346
<b>091-6101-550</b>	<b>550</b>	230/60	1500	9,5	3450	2	F 2"- F 2"	Contin.	26,60	230x416x346

### Dimensions:



Electric pumps “CarbuMec” available in 4 versions: 230V, 110V, 12V, 24V. They are composed by plastic body and anti-siphon security system. In case of accidental damage of the delivery hose or of the delivery nozzle, the anti-siphon security system provides for avoiding the liquid’s spread in the working space for siphon-effect.



## Electric pump 35/40 I for diesel fuel transfer equipped with:

Plastic telescopic suction hose M1”

Plastic body

Protection rate IPx4

Switch ON/OFF

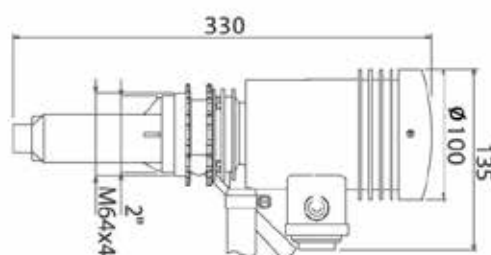
Versions 12V and 24V equipped with pincers and batteries

Pump body thread M64x2 and 2”

Ref.	Flow rate	Voltage	Power	Electricity	Cable length	Duty cycle	Max suction height	Weight	Packaging
	l/min	AC V./Hz DC Volt	W	A	m	min	m	kg	mm

091-5600-040	40	230/50	224	1,23	3	Contin.	3	2,70	410X400X270
091-5602-040	40	115/60	320	3,64	3	Contin.	3	2,70	410X400X270
091-5610-035	35	12	110	6,32	3	S2-30	3	2,70	410X400X270
091-5612-035	35	24	135	3,70	3	S2-30	3	2,70	410X400X270

## Dimensions:



## HIGH FLOW HORIZONTAL MOTOR PUMP GROUPS FOR DIESEL, PETROL AND KEROSENE “ATEX / EExd”



Horizontal motor pump sets, integrated by-pass and 80 dB noise level, flanged reducer/motor coupling. High flow rate vane pumps on base, self-priming, volumetric, constant flow rate, for heavy duty. The transfer is fast, uniform and silent. It is specifically designed for the transfer of large volumes, continuous S-1 service, for filling and emptying fuel tanks: diesel, petrol and kerosene. Degree of protection IP55, insulation class type F, ATEX certification EExd IIBT4.



### High flow horizontal motor pump groups for diesel, petrol and kerosene

Flanged reducer/motor coupling  
Integrated by-pass valve  
Protection degree IP55,  
Insulation class type F  
Operating pressure 3.5 bar  
**ATEX EExd IIBT4 Certification**

Ref.	Flow rate	Voltage	Power	Turn speed pump	Turn speed motor	Inlet-Outlet	Connection through flange	Weight	Packaging
	l/min	AC V./50 Hz	KW	rpm	rpm	BSPG	-	kg	mm
<b>091-5200-200</b>	<b>200</b>	230-400 triphasic	2,2	740	1500	F 2"- F 2"	1" 1/2"	85,5	880x325x285
<b>091-5200-300</b>	<b>300</b>	230-400 triphasic	2,2	400	1500	F 3"- F 3"	2" 1/2"	125,00	1000x335x345
<b>091-5200-500</b>	<b>500</b>	230-400 triphasic	4,0	640	1500	F 3"- F 3"	2" 1/2"	148,5	1050x365x345
<b>091-5201-000</b>	<b>1000</b>	400-660 triphasic	7,5	640	1500	F 4"- F 4"	3"	251,8	1264x420x405



## ELECTRIC PUMPS FOR OIL TRANSFER “VISCOMEC”

12V-24V DC electric pumps with gear rotor for the transfer of oils and lubricants with viscosity up to 600cSt (oil SAE 80W90).

They are suitable for applications where it is necessary to transfer oil from drums.



**Art. 091-5480-010**

**Electric pump for oils and lubricants transfer**

**12V 10l/min** operating pressure 4-6 bar

Power cable 2 m length, with pincers and protection fuse

Self-priming rotary electric pump

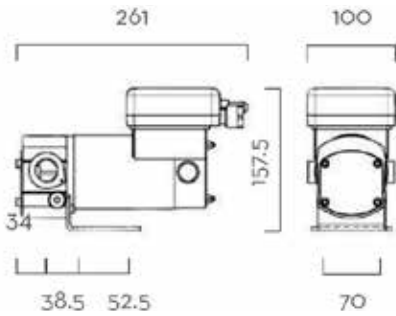
Cast iron body

Sintered steel gears

By-pass valve

DC Engine

Motor protection rating IP55



**Art. 091-5482-010**

**Electric pump for oils and lubricants transfer**

**24V 10l/min** operating pressure 4-6 bar

Power cable 2 m length, with pincers and protection fuse

Self-priming rotary electric pump

Cast iron body

Sintered steel gears

By-pass valve

DC Engine

Motor protection rating IP55



Volumetric electric pumps and 230V for oils and lubricants transfer, the suction filter is supplied.

**Art. 091-5500-030**

**Electric pump for oils and lubricants (600 cSt)**

**230V-50/60Hz 30 l/min**

Power cable 2 m length, Schuko plug

Self-priming rotary electric pump

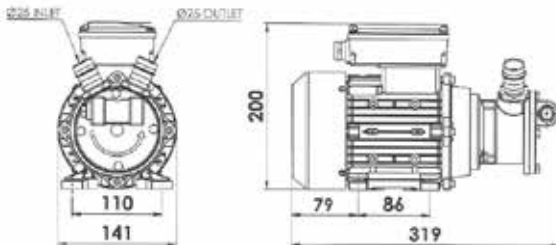
Cast iron body

By-pass valve

AC Engine

Stainless steel filter 100 micron

Motor protection rating IP55



Ref.	Flow rate	Voltage	Power	Electricity	Cable length	Inlet-outlet	Duty cycle	RPM	Weight	Packaging
	l/min	AC V./Hz DC Volt	W	A	m	BSPG	min	min	kg	mm
<b>091-5480-010</b>	<b>10</b>	12	300	35	2	F 3/4" BSP	S2-30	2900	4,90	345X175X255
<b>091-5482-010</b>	<b>10</b>	24	300	18	2	F 3/4" BSP	S2-30	2900	4,90	345X175X255
<b>091-5500-030</b>	<b>30</b>	230/50-60	850	3	2	F 1" BSP	S2-30	1800	10,00	390X190X250

# ELECTRIC PUMPS FOR LUBRICANTS TRANSFER



230V AC self-priming volumetric vane electric pumps for oils and lubricants transfer with viscosity up to 500 cSt. They are equipped with asynchronous self-ventilated induction electric engine with IP55 protection, F type insulation class, thermal protection. Integrated and adjustable by-pass valve to grant the functioning also when you don't press the nozzle's trigger. Noise inferior to 70 dB.



**Art. 091-5500-025**

**Electric pump for lubricants transfer of 230V-50HZ 25 l/min**

**Art. 091-5500-050**

**Electric pump for lubricants transfer of 25 l/min - 50 l/min**

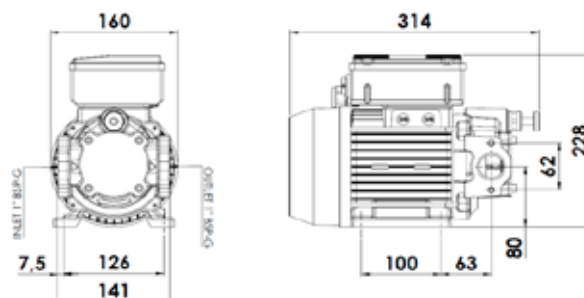
Supply cable L. 2 mt, with Schuko plug

Rotative self-priming electric pump

Cast iron body By-pass valve

AC engine Max pressure 6 bar

Level of engine protection



Ref.	Flow rate	Voltage	Power	Electricity	Cable length	Inlet Outlet	Duty cycle	Weight	Packaging
	l/min	AC V./Hz	W	A	m	BSPG	min	kg	mm
<b>091-5500-025</b>	<b>25</b>	230/50	828	4,6	2	F 1"-F 1"	contin.	14,10	390X190X250
<b>091-5500-050</b>	<b>50</b>	230/50	1081	7	2	F 1"-F 1"	contin.	14,10	390X190X250

**Art. 091-6000-000**

**Universal support plate with handle, suitable**

**for 230V / 115V pumps:**



**Pump not included**

Ref.	Description	Dimensions	Weight	Packaging
		width x depth x height (mm)	kg	mm
<b>091-6000-000</b>	Support plate with handle	234x320x370	4,00	245x335x110

Mechanical volumetric flow meter able to provide high degree of precision for the measurement of diesel for private use. Equipped with a totalizer and a partial meter, resettable with side knob, allowing the user to change the output direction of the fuel as needed. The meters are also fitted with regulation screws for precision adjustment. The flow meter can be applied to motor pumps or for gravity.



**Art. 092-5103-000 Mechanical volumetric flow meter 3C**  
**min-max flow rate 20-120 l/min**

6 digits totalizer  
 3 digits partial totalizer (max 999 l)  
 Allowed fluids: **diesel**, low viscosity oil (2-2,000cSt)



**Art. 092-5104-000 Mechanical volumetric flow meter 4C**  
**min-max flow rate 20-120 l/min**

8 digits totalizer  
 4 digits partial totalizer (max 9999 l)  
 Allowed fluids: **diesel**, low viscosity oil (2-2,000cSt)



**Art. 092-5104-G00 Mechanical volumetric flow meter for gallons 4C**  
**min-max flow rate 5-32 U.S. gal/min**

8 digits totalizer  
 4 digits partial totalizer (max 9999 g)  
 Allowed fluids: **diesel**, low viscosity oil (2-2,000cSt)

Ref.	Flow rate	Pressure	Accuracy	Inlet - Outlet	Weight	Packaging
	l/min	bar	%	BSPG	Kg	mm

<b>092-5103-000</b>	<b>20-120 l/min</b>	10	+/- 1	F 1" - F 1"	2,00	220X150X220
<b>092-5104-000</b>	<b>20-120 l/min</b>	10	+/- 1	F 1" - F 1"	2,00	220X150X220
<b>092-5104-G00</b>	<b>5-32 U.S. gal</b>	10	+/- 1	F 1" - F 1"	2,00	220X150X220

# MECHANICAL FLOW METERS



Mechanical flow meter with oval gears, it enables a highly precise diesel measurement for private usage. It has a partial and totalizer counter, it can be put to zero through a lateral knob. It's easy to install and calibrate. The flow meter can be installed on electric pumps or work by gravity.

OVAL GEARS



**Art. 092-5106-110 Mechanical flow meter MGM-110**  
min-max flow rate 10-110 l/min

**Art. 092-51G6-029 Mechanical flow meter MGM-29**  
min-max flow rate 2,64-29,00 U.S. gal/min  
8 digits totalizer (non-resettable)  
4 digits partial totalizer (resettable)  
Allowed fluids: **diesel**, low viscosity oil (2-2,000cSt)  
Ambient temperature: -10°C/+50°C



**Art. 092-5106-250 Mechanical flow meter MGM-250**  
min-max flow rate 15-250 l/min

**Art. 092-51G6-066 Mechanical flow meter MGM-66**  
min-max flow rate 4,00-66,00 U.S. gal/min  
8 digits totalizer (non-resettable)  
4 digits partial totalizer (resettable)  
Allowed fluids: **diesel**, low viscosity oil (2-2,000cSt)  
Ambient temperature: -10°C/+50°C



**Art. 092-5106-400 Mechanical flow meter MGM-400**  
min-max flow rate 30-400 l/min

**Art. 092-51G6-105 Mechanical flow meter MGM-105**  
min-max flow rate 8,00-105,00 U.S. gal/min  
8 digits totalizer (non-resettable)  
4 digits partial totalizer (resettable)  
Allowed fluids: **diesel**, low viscosity oil (2-2,000cSt)  
Ambient temperature: -10°C/+50°C



Ref.	Flow rate	Pressure	Accuracy	Inlet - Outlet	Weight	Packaging
	l/min	bar	%	BSPG	Kg	mm

<b>092-5106-110</b>	<b>10-110 l/min</b>	20	+/- 1	F 1" - F 1"	1,95	180X132X165
<b>092-5106-250</b>	<b>15-250 l/min</b>	20	+/- 1	F 1.1/2" - F 1.1/2"	3,65	185X185X165
<b>092-5106-400</b>	<b>30-400 l/min</b>	20	+/- 1	F 2" - F 2"	5,36	195X230X165
<b>092-51G6-029</b>	<b>2,64-29 U.S. gal</b>	20	+/- 1	F 1" - F 1"	1,95	180X132X165
<b>092-51G6-066</b>	<b>4-66 U.S. gal</b>	20	+/- 1	F 1.1/2" - F 1.1/2"	3,65	185X185X165
<b>092-51G6-105</b>	<b>8-105 U.S. gal</b>	20	+/- 1	F 2" - F 2"	5,36	195X230X165

Turbine or with gears flow meters that feature high precision performance for the measurement of non-commercial use diesel. The software enables full control of dispensing system thank to the various functions featured. It can be applied on motor pumps or for gravity.



**Art. 092-5124-000 Digital turbine flow meter MEC 24**  
min-max flow rate 7/120 l/min

6 digits totalizer (not resettable)  
5 digits partial (resettable)  
Allowed fluids: diesel, low viscosity oil (2-2,000cSt)



**Art. 092-5130-000 Digital flow meter with gears MGE-110**  
min-max flow rate 5-110 l/min

7 digits totalizer (not resettable)  
5 digits partial (resettable)  
Allowed fluids: diesel, low viscosity oil (2-2,000cSt)



**Art. 092-5140-000 Digital flow meter with gears MGE-250**  
min-max flow rate 10-250 l/min

7 digits totalizer (not resettable)  
5 digits partial (resettable)  
Allowed fluids: diesel, low viscosity oil (2-2,000cSt)



**Art. 092-5150-000 Digital flow meter with gears MGE-400**  
min-max flow rate 20-400 l/min

7 digits totalizer (not resettable)  
5 digits partial (resettable)  
Allowed fluids: diesel, low viscosity oil (2-2,000cSt)

Ref.	Flow rate diesel	Pressure	Accuracy	Inlet-outlet	Weight	Packaging
	l/min	bar	%	BSPG	Kg	mm

092-5124-000	7-120	10	+/- 1	F 1" - F 1"	0,55	145X135X85
--------------	-------	----	-------	-------------	------	------------

092-5130-000	5-110	50	+/- 0,5	F 1" - F 1"	1,00	150X140X85
--------------	-------	----	---------	-------------	------	------------

092-5140-000	10-250	50	+/- 0,5	F 1.1/2" - F 1.1/2"	2,70	180X175X165
--------------	--------	----	---------	---------------------	------	-------------

092-5150-000	20-400	50	+/- 0,5	F 2" - F 2"	4,30	193X145X141
--------------	--------	----	---------	-------------	------	-------------



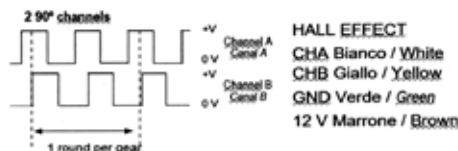
# ELECTRONIC PULSED VOLUMETRIC FLOW METERS



Electronic pulsed volumetric flow meters that offer high precision performance for diesel measurement for private use.

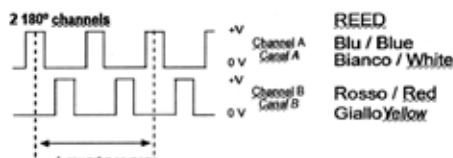
## Art. 092-5170-110 Mechanical pulsed flow meter MGI-110 HALL EFFECT

- min-max flow rate 5-110 l/min
- nr. 41 pulses/liter
- Voltage: 5 - 24 VDC
- Power: 0,15 - 0,72 W
- Intensity 30 mA
- 2 channels 90°



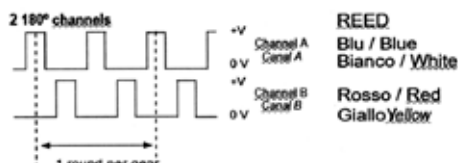
## Art. 092-5171-110 Mechanical pulsed flow meter MGI-110 REED

- min-max flow rate 5-110 l/min
- nr. 41 pulses/liter
- Voltage: 28 VDC
- Power: 8 W
- Intensity 100 mA
- 2 channels 180°



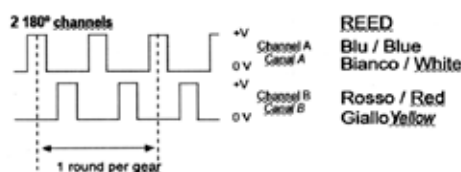
## Art. 092-5170-250 Mechanical pulsed flow meter MGI-250 REED

- min-max flow rate 10-250 l/min
- nr. 11 pulses/liter
- Voltage: 28 VDC
- Power: 8 W
- Intensity 100 mA
- 2 channels 180°



## Art. 092-5170-400 Mechanical pulsed flow meter MGI-400 REED

- min-max flow rate 15-400 l/min
- nr. 5,5 pulses/liter
- Voltage: 28 VDC
- Power: 8 W
- Intensity 100 mA
- 2 channels 180°



Ref.	Flow rate	Pressure	Accuracy	Inlet- Outlet	Weight	Packaging
	l/min	bar	%	BSPG	Kg	mm

<b>092-5170-110</b>	<b>5-110</b>	50	+/- 0,5	F 1" - F 1"	1,10	123X90X123
<b>092-5171-110</b>	<b>5-110</b>	50	+/- 0,5	F 1" - F 1"	1,10	123X90X123

<b>092-5170-250</b>	<b>10-250</b>	50	+/- 0,5	F 1.1/2" - F 1.1/2"	2,30	150X100X141
---------------------	---------------	----	---------	---------------------	------	-------------

<b>092-5170-400</b>	<b>15-400</b>	50	+/- 0,5	F 2" - F 2"	4,30	193X145X141
---------------------	---------------	----	---------	-------------	------	-------------

Electronic control unit that offers high precision performance for the diesel measurement and delivery for private use.



**Art. 092-5200-230 Electronic control unit MecGest 110/230V 50Hz**  
Software included  
Preselection and multi-users consumption management



**Art. 092-5220-000 Codified communication kit USB key reader for PC**



**Art. 092-5300-000 Red key - Manager - nr. 1 pc.**



**Art. 092-5300-001 Blue key - User - nr. 1 pc.**



**Art. 092-5300-010 Kit blue keys - Users- nr. 10 pc.**



**Art. 092-5350-001 Codified Kit Lan Connection USB-RS485**



**Art. 092-5402-100 Shielded signal cable 2 poles 100 m length**

Manual dispensing nozzles made up of plastic and aluminium body, equipped with swivel connection. For their features, they can be applied on every transfer system, also operating for gravity.

**Art. 093-5199-000 Manual plastic nozzle "MP120"**

for diesel fuel transfer  
 Flow rate 120 l/min  
 Plastic body  
 Swivel connection F 1"



**Art. 093-5200-000 Manual nozzle "MC80"**

for diesel fuel transfer  
 Flow rate 80 l/min  
 Aluminium body  
 Swivel connection F 1"



**Art. 093-5203-000 Aluminium manual nozzle with plastic handle "MC150"**

for diesel fuel transfer  
 Flow rate 150 l/min  
 Aluminium ends  
 Plastic handle  
 Swivel connection F 1"



Ref.	Model	Fluid type	Flow rate l/min	Inlet BSPG	Weight Kg	Ø End mm	Packaging mm
------	-------	------------	-----------------	------------	-----------	----------	--------------

093-5199-000	MP120	Diesel	120	F 1"	0,28	29,00	400X175X57
--------------	-------	--------	-----	------	------	-------	------------

093-5200-000	MC80	Diesel	80	F 1"	0,75	24,00	400X175X57
--------------	------	--------	----	------	------	-------	------------

093-5203-000	MC150	Diesel	150	F 1"	1,00	25,00	400X175X57
--------------	-------	--------	-----	------	------	-------	------------

Automatic dispensing nozzles composed by aluminium body. Equipped with a device that shuts off the flow automatically when the tank is full. Suitable for quick and safe refuel, provided with swivel-connection.



**Art. 093-5210-000 Automatic nozzle "PA60"**

for diesel fuel transfer  
Flow rate 70 l/min  
Aluminium body  
Swivel connection F 1"



**Art. 093-5215-000 Automatic nozzle "PA90"**

for diesel fuel transfer  
Flow rate 90 l/min  
Aluminium body  
Swivel connection F 1"



**Art. 093-5220-000 Automatic nozzle "PA120"**

for diesel fuel transfer  
Flow rate 120 l/min  
Aluminium body  
Swivel connection F 1"



**Art. 093-5220-180 Automatic nozzle "PA180"**

for diesel fuel transfer  
Flow rate 180 l/min  
Aluminium body  
Swivel connection F 1.1/2"

Ref.	Model	Fluid	Flow rate	Inlet	Weight	Ø End	Packaging
		type	l/min	BSPG	Kg	mm	mm
<b>093-5210-000</b>	PA60	Diesel	<b>70</b>	F 1"	1,3	24,00	400X175X57
<b>093-5215-000</b>	PA90	Diesel	<b>90</b>	F 1"	1,65	27,00	400X175X57
<b>093-5220-000</b>	PA120	Diesel	<b>120</b>	F 1"	1,69	30,00	400X175X57
<b>093-5220-180</b>	PA180	Diesel	<b>180</b>	F 1.1/2"	2,50	32,00	450X210X80

## AUTOMATIC DISPENSING NOZZLE FOR DIESEL



Automatic dispensing nozzles composed by aluminium body. Equipped with a device that shuts off the flow automatically when the tank is full. Suitable for quick and safe refuel, provided with swivel connection.

### Art. 093-5221-080 Automatic nozzle "ZPA80"

for diesel fuel transfer  
Flow rate 80 l/min  
Aluminium body  
Swivel connection F 1"



### Art. 093-5221-120 Automatic nozzle "ZPA120"

for diesel fuel transfer  
Flow rate 120 l/min  
Aluminium body  
Swivel connection F 1"



### Art. 093-5222-280 Automatic nozzle "PA280"

for diesel fuel transfer  
Flow rate 280 l/min  
Aluminium body  
Swivel connection F 1.1/2"



Ref.	Model	Fluid	Flow rate	Inlet	Weight	Ø End	Packaging
		type	l/min	BSPG	Kg	mm	mm

093-5221-080	ZPA80	Diesel	80	F 1"	1,20	24,80	400X175X57
--------------	-------	--------	----	------	------	-------	------------

093-5221-120	ZPA120	Diesel	120	F 1"	1,65	31,00	400X175X57
--------------	--------	--------	-----	------	------	-------	------------

093-5222-280	PA280	Diesel	280	F 1.1/2"	2,20	39,50	420x220x573
--------------	-------	--------	-----	----------	------	-------	-------------





**Art. 093-5310-003 Cover for Automatic nozzle PA60 - Blue**  
**Art. 093-5312-003 Cover for Automatic nozzle PA90/120 - Blue**



**Art. 093-5310-004 Cover for Automatic nozzle PA60 - Yellow**  
**Art. 093-5312-004 Cover for Automatic nozzle PA90/120 - Yellow**



**Art. 093-5310-007 Cover for Automatic nozzle PA60 - Red**  
**Art. 093-5312-007 Cover for Automatic nozzle PA90/120 - Red**



**Art. 093-5310-008 Cover for Automatic nozzle PA60 - Green**  
**Art. 093-5312-008 Cover for Automatic nozzle PA90/120 - Green**



**Art. 093-5224-506 Swiveling connector PA60 M 3/4" - F 1"**

**Art. 093-5224-606 Swiveling connector PA120 M 1" - F 1"**



**Art. 093-5225-346 Swiveling connector ZPA80 with filter M 34x1,5 - F 1"**

**Art. 093-5225-426 Swiveling connector ZPA120 with filter M 42x1,5 - F 1"**



**Art. 093-5224-708 Swiveling connector PA180 M 1.1/4" - F 1.1/2"**

**Art. 093-5224-808 Swiveling connector PA280 M 1.1/2" - F 1.1/2"**

Ref.	Model	Fluid	Flow rate	Inlet	Weight	Packaging
		type	l/min	BSPG	Kg	mm
<b>093-5224-506</b>	PA60	Diesel	70	M 3/4" - F 1"	0,50	50x50x60
<b>093-5224-606</b>	PA90/120	Diesel	120	M 1" - F 1"	0,50	50x50x60
<b>093-5225-346</b>	ZPA80	Diesel	80	M 34x1,5 - F 1"	0,40	50x50x60
<b>093-5225-426</b>	ZPA120	Diesel	120	M 42x1,5 - F 1"	0,50	50x50x60
<b>093-5224-708</b>	PA180	Diesel	180	M 1.1/4" - F 1.1/2"	0,80	70x70x80
<b>093-5224-808</b>	PA280	Diesel	280	M 1.1/2" - F 1.1/2"	0,80	70x70x80

# WATER SEPARATING DELIVERY FILTERS



Water separating cartridge filter. The engines use the diesel delivered by the station, so the filter ensures their protection. It separates and absorbs the water in the delivered diesel.

**Art. 094-5240-000 Water separating delivery filter**  
**for diesel/gasoline 70 l/min**  
 Inlet-outlet connection F1"  
 Filtering capacity 30  $\mu$



**Art. 094-5243-000 Water separating delivery filter 2 cartucce 30  $\mu$**   
**for diesel/gasoline 70 l/min**

**Art. 094-5245-000 Water separating delivery filter**  
**for diesel/gasoline 150 l/min**  
 Inlet-outlet connection F1"  
 Filtering capacity 30  $\mu$



**Art. 094-5248-000 Water separating transparent delivery filter**  
**for diesel/gasoline 105 l/min**  
 Inlet-outlet connection F1"  
 Filtering capacity 5  $\mu$



**Art. 094-5248-025 Water separating transparent delivery filter**  
**for diesel/gasoline 105 l/min**  
 Inlet-outlet connection F1"  
 Filtering capacity 25  $\mu$

**Art. 094-5300-060 Headboard filter holder**  
 Flow rate 60/70 l/min  
 Inlet-outlet connection F1"



**Art. 094-5300-100 Headboard filter holder**  
 Flow rate 100/150 l/min  
 Inlet-outlet connection F1"



Ref.	Fluid	Flow rate	Filter capacity	Inlet	Weight	Packaging
	type	l/min	$\mu$	BSPG	Kg	mm
<b>094-5240-000</b>	Diesel	<b>70</b>	30	F 1" - F 1"	1,45	200X225X135
<b>094-5243-000</b>	Diesel	<b>70</b>	30	-	2,44	390X285X140
<b>094-5245-000</b>	Diesel	<b>150</b>	30	F 1" - F 1"	2,41	170X170X355
<b>094-5248-000</b>	Diesel	<b>105</b>	5	F 1" - F 1"	2,80	225X185X325
<b>094-5248-025</b>	Diesel	<b>105</b>	25	F 1" - F 1"	2,80	225X185X325
<b>094-5300-060</b>	Diesel	<b>60/70</b>	-	F 1" - F 1"	0,45	200X170X115
<b>094-5300-100</b>	Diesel	<b>100/150</b>	-	F 1" - F 1"	0,95	200X170X115

Water separating cartridge filter. The engines use the diesel delivered by the station, so the filter ensures their protection. It separates and absorbs the water in the delivered diesel.



**Art. 094-5250-005 Water separating delivery filter for diesel 70 l/min 5 μ**  
Inlet-outlet connection F1"



**Art. 094-5250-030 Water separating delivery filter for diesel 70 l/min 30 μ**  
Inlet-outlet connection F1"



**Art. 094-5255-125 Delivery filter with stainless steel cartridge for diesel 100 l/min**  
Inlet-outlet connection F1"  
filtering capacity 125 μ



**Art. 094-5320-100 Headboard filter holder**  
Flow rate 100/150 l/min

Ref.	Fluid type	Flow rate l/min	Filtering capacity μ	Inlet BSPG	Weight Kg	Packaging mm
<b>094-5250-005</b>	Diesel	<b>70</b>	5	F 1" - F 1"	1,70	390X285X140
<b>094-5250-030</b>	Diesel	<b>70</b>	30	F 1" - F 1"	1,70	390X285X140
<b>094-5255-125</b>	Diesel	<b>100</b>	125	F 1" - F 1"	1,70	390X285X140
<b>094-5320-100</b>	Diesel	<b>70/100</b>	-	F 1" - F 1"	1,00	200X170X115

# WATER SEPARATING CARTRIDGE DIESEL FOR FILTER



**Art. 094-5241-000 Water separating cartridge for diesel /gasoline filter 70 l/min**  
Dimensions 213x96 mm filtering capacity **30 μ**

**Art. 094-5241-006 Water separating cartridge for diesel /gasoline filter 70 l/min**  
Conf.6 pezzi



**Art. 094-5246-000 Water separating cartridge for diesel /gasoline filter 150 l/min**  
Dimensions 269x128 mm filtering capacity **30 μ**

**Art. 094-5246-006 Water separating cartridge for diesel /gasoline filter 150 l/min**  
Conf.6 pezzi



**Art. 094-5249-000 Water separating cartridge for diesel /gasoline filter 105 l/min**  
Dimensions 100x210 mm filtering capacity **5 μ**

**Art. 094-5249-025 Water separating cartridge for diesel /gasoline filter 105 l/min**  
Dimensions 100x210 mm filtering capacity **25 μ**



**Art. 094-5251-005 Impurities paper cartridge for diesel filter 70 l/min**  
dimensions 75x138 mm filtering capacity **5 μ**



**Art. 094-5251-030 Water separating cartridge for diesel filter 70 l/min**  
dimensions 75x138 mm filtering capacity **30 μ**



**Art. 094-5256-125 Stainless steel cartridge for diesel filter 100 l/min**  
dimensions 75x110 mm filtering capacity **125 μ**



Ref.	Fluid	Flow rate	Filtering capacity	Inlet	Weight	Packaging
	type	l/min	μ	BSPG	Kg	mm
<b>094-5241-000</b>	Diesel	<b>70</b>	30	-	0,85	112X112X213
<b>094-5246-000</b>	Diesel	<b>150</b>	30	-	1,70	170X170X355
<b>094-5249-000</b>	Diesel	<b>105</b>	5	-	1,50	170X170X213
<b>094-5249-025</b>	Diesel	<b>105</b>	25	-	1,50	170X170X213
<b>094-5251-005</b>	Diesel	<b>70</b>	5	-	0,24	100X100X150
<b>094-5251-030</b>	Diesel	<b>70</b>	30	-	0,24	100X100X150
<b>094-5256-125</b>	Diesel	<b>100</b>	125	-	0,30	100X100X150



**Art. 095-5284-000 Telescopic suction tube with foot valve**  
495<885 mm lenght  
Inlet BSP-G M 1"



**Art. 095-5430-020 Suction kit with PVC hose**  
Spiral PVC hose, Ø 25 2 m lenght  
Plastic filter F1" with rubber holder Ø 25  
Screw clamps 25x37



**Art. 095-5440-020 Suction kit with PVC hose**  
Spiral PVC hose, Ø 25 2 m lenght  
Plastic foot valve F1" with filter  
Rubber holder Ø 25 - M 1"  
Screw clamps 25x37



**Art. 095-5440-040 Suction kit with PVC hose**  
Spiral PVC hose, Ø 25 4 m lenght  
Plastic foot valve F1" with filter  
Rubber holder Ø 25 - M 1"  
Screw clamps 25x37



**Art. 095-5450-020 Suction kit with PVC hose**  
Spiral PVC hose, Ø 25 2 m lenght  
Brass foot valve F1" with stainless steel filter  
Rubber holder Ø 25 - M 1"  
Screw clamps 25x37



**Art. 095-5450-040 Suction kit with PVC hose**  
Spiral PVC hose, Ø 25 4 m lenght  
Brass foot valve F1" with stainless steel filter  
Rubber holder Ø 25 - M 1"  
Screw clamps 25x37



**Art. 912-0600-500 Spiral PVC hose Ø25X35 50 m lenght**

Ref.	Hose lenght	Dimensions	Inlet-outlet	Weight
	m	mm	BSPG	Kg

<b>095-5284-000</b>	495<885 mm	25-37	M 1" - F 1"	1,10
<b>095-5430-020</b>	2	25X35	F 1" - F 1"	0,80
<b>095-5440-020</b>	2	25X35	F 1" - F 1"	1,00
<b>095-5440-040</b>	4	25X35	F 1" - F 1"	1,78
<b>095-5450-020</b>	2	25X35	F 1" - F 1"	1,80
<b>095-5450-040</b>	4	25X35	F 1" - F 1"	2,50
<b>912-0600-500</b>	50	25x35	Ø25	11,50



# ANTISTATIC RUBBER HOSES FOR DIESEL



## Antistatic rubber hose 10 bar with connections



Ref.	Hose Length	Ø hose	Dimensions	Inlet-outlet	Weight	Packaging
	m	G	mm	BSPG	Kg	mm
908-0516-020	2	3/4"	19x27	M 1" - M 1"	1,28	400X400X100
908-0516-040	4	3/4"	19x27	M 1" - M 1"	2,66	400X400X100
908-0516-060	6	3/4"	19x27	M 1" - M 1"	3,80	400X400X100
908-0516-080	8	3/4"	19x27	M 1" - M 1"	4,10	400X400X100
908-0516-100	10	3/4"	19x27	M 1" - M 1"	5,34	400X400X150
908-0506-080	8	3/4"	19x27	F 3/4" - M 1"	4,00	400X400X150
908-0506-100	10	3/4"	19x27	F 1" - M 1"	4,87	400X400X150
908-0506-150	15	3/4"	19x27	F 1" - M 1"	7,46	400X400X200
908-0506-200	20	3/4"	19x27	F 1" - M 1"	9,42	400X400X200
908-0506-300	30	3/4"	19x27	F 1" - M 1"	14,73	400X400X250
908-0506-400	40	3/4"	19x27	F 1" - M 1"	19,42	400X400X250

## Antistatic rubber hose 10 bar with connections



Ref.	Hose length	Ø hose	Dimensions	Inlet-outlet	Weight	Packaging
	m	G	mm	BSPG	Kg	mm
908-0616-020	2	1"	25X35	M 1" - M 1"	1,73	400X400X100
908-0616-040	4	1"	25X35	M 1" - M 1"	3,40	400X400X150
908-0616-060	6	1"	25X35	M 1" - M 1"	4,20	400X400X150
908-0616-100	10	1"	25X35	M 1" - M 1"	8,22	500X500X200
908-0606-100	10	1"	25X35	F 1" - M 1"	8,34	500X500X200
908-0606-150	15	1"	25X35	F 1" - M 1"	12,03	500X500X200
908-0606-200	20	1"	25X35	F 1" - M 1"	15,75	500X500X200
908-0606-300	30	1"	25X35	F 1" - M 1"	23,62	500X500X200

## Antistatic rubber hose 10 bar



Ref.	Hose length	Ø hose	Dimensions	Inlet-outlet	Weight	Packaging
	m	G	mm	BSPG	Kg	mm

908-0500-600	60	3/4"	19X27	-	24,00	-
908-0600-500	50	1"	25X35	-	33,00	-



099-6030-025



099-6020-006

Art. 099-6030-025 Plastic filter with rubber holder Ø 25

Art. 099-6020-006 Plastic foot valve with filter F 1"



R35-0200-006



R18-0821-256

Art. R35-0200-006 Brass foot valve F 1" with stainless steel filter

Art. R18-0821-256 Connection fixed rubber hose M 1" x Ø25 mm



R18-0803-206



R18-0803-256

Art. R18-0803-206 Galvanized steel connection fixed hose M 1" x 20 mm+OR

Art. R18-0803-256 Galvanized steel connection fixed hose M 1" x 25 mm+OR



Art. R18-0855-206 Brass connection fixed hose M 1" x 20 mm+OR



Art. R18-0855-256 Brass connection fixed hose M 1" x 25 mm+OR

Art. R18-0855-307 Brass connection fixed hose M 1.1/4" x Ø30mm+OR



Art. R18-1211-006 L shaped elbow 90° F-F1" brass



Art. R18-1210-006 L shaped elbow 90° M-F1" brass



Art. R18-0302-605 Cylindrical nipple 1" x 3/4"



Art. R18-0302-606 Cylindrical nipple 1" x 1"



Art. R18-0502-504 Exagonal bushing M 3/4" - F 1/2"



Art. R18-0502-605 Exagonal bushing M 1" - F 3/4"



Art. F98-0028-030 BPA-free aluminum press bushing 28x30mm



Art. F98-0030-032 BPA-free aluminum press bushing 30x32mm

Art. F98-0036-038 BPA-free aluminum press bushing 36x38mm

**Art. 095-5280-609 Quick coupling for pump fixing M 1" - M 2"**  
with O-ring



**Art. F90-1000-030 Aluminium elbow flange 90° F-F 1"**  
with O-ring



**Art. F90-1010-006 Aluminium flange 1" d.80 with**  
with O-ring



**Art. K91-6100-300 Kit of 2 1" Ø80 aluminium flanges**  
with o-rings and 4 screws



**Art. F90-6690-606 Swiveling joint M 1"- F 1"**  
with O-ring

**Art. B27-1120-032 Stainless steel hose clamp F.9 20x32 mm**  
**Art. B27-1125-040 Stainless steel hose clamp F.9 25x40 mm**



**Art. B27-1132-035 Stainless steel hose clamp F.20 32x35 mm**



## JERRY CANS FOR FUEL TRANSFER

Steel cans made of cold-laminated steel 0,7mm and 0,8mm, treated to prevent rusting, suitable for fuel and lubricants transfer, external covering standard green color RAL 9007.



**Art. 096-3905-000 Painted jerry can 5 l**  
Color green RAL 9007  
Quantity per box: 8 pcs



**Art. 096-3910-000 Painted steel jerry can 10 l**  
Color green RAL 9007  
Quantity per box: 5 pcs



**Art. 096-3920-000 Painted steel jerry can 20 l**  
Color green 9007  
Quantity per box: 4 pcs



**Art. 096-3923-000 Transfer filler with flexible hose**  
For jerry cans of 5, 10, 20 l

Ref.	Capacity	Quantity for box	Weight	Packaging
	l	Pz.	Kg	mm

096-3905-000	5	8	1,60	590X500X290
096-3910-000	10	5	3,00	850X360X290
096-3920-000	20	4	3,95	690X350X480
096-3923-000	-	1	0,19	-

Suitable for the distribution of the fuel, lubricants and gasoline. They are pre-arranged to be applied directly to the pump tank.

**Art. 027-1325-000 Oil and diesel fuel transfer pump**  
 Delivery capacity 0,30 l/stroke  
 Telescopic shank for 30/220 l barrels



**Art. 027-3705-000 Aluminium rotary barrel pump**  
 Delivery capacity 0,27 l/revolution  
 Shank for 30/220 l barrels  
 Suitable for diesel, lubricants and gasoline transfer



**Art. 027-3710-000 Aluminium rotary barrel pump H.D.**  
 Delivery capacity 80 l/min  
 With suction hose and 2" adaptor  
 for the connection to the barrels  
 Delivery hose 1,80 m lenght  
 Suitable for diesel, lubricants and gasoline transfer



Ref.	Fluid type	Flow rate l/min	Weight kg	Packaging mm
------	------------	-----------------	-----------	--------------

<b>027-1325-000</b>	Diesel	<b>0,30 stroke</b>	2,37	500X160X70
<b>027-3705-000</b>	Diesel, gasoline and lubricants	<b>0,27revolution</b>	1,87	157X180X365
<b>027-3710-000</b>	Diesel, gasoline and lubricants	<b>80 l/min</b>	5,50	310X195X225



Equipped with:

- Black antistatic rubber hoses
- Galvanized steel connections
- Galvanized steel - anodized aluminum 90° swivelling joint
- Viton® seals



F-460	Article	Capacity	L. hose	Ø hose	Inlet-Outlet
	070-1308-500	80 l/min	without hose	-	F1"-M3/4"BSP
	070-1308-508	80 l/min	8 m	3/4" - 19x27	F1"-M1" BSP



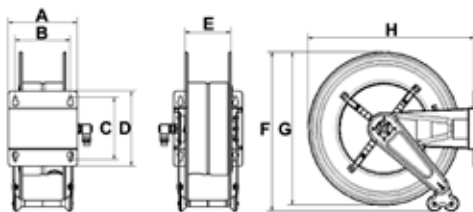
F-550	Article	Capacity	L. hose	Ø hose	Inlet-Outlet
	070-1408-600	95 l/min	without hose	-	F1"-M1" BSP
	070-1408-510	90 l/min	10 m	3/4" - 19x27	F1"-M1" BSP
	070-1408-515	85 l/min	15m	3/4" - 19x27	F1"-M1" BSP
	070-1408-610	95 l/min	10m	1" - 25x35	F1"-M1" BSP






F-555	Article	Capacity	L. hose	Ø hose	Inlet-Outlet
	070-1508-600	95 l/min	without hose	-	F1"-M1" BSP
	070-1508-520	83 l/min	20 m	3/4" - 19x27	F1"-M1" BSP
	070-1508-615	90 l/min	15 m	1" - 25x35	F1"-M1" BSP



F-560	Article	Capacity	L. hose	Ø hose	Inlet-Outlet
	070-1608-600	95 l/min	without hose	-	F1"-M1" BSP
	070-1608-530	80 l/min	30 m	3/4" - 19x27	F1"-M1" BSP
	070-1608-540	75 l/min	40 m	3/4" - 19x27	F1"-M1" BSP
	070-1608-620	87 l/min	20 m	1" - 25x35	F1"-M1" BSP
	070-1608-630	85 l/min	30 m	1" - 25x35	F1"-M1" BSP



## OVERALL DIMENSIONS FIXED VERSION

Mod.	A	B	C	D	E	F	G	H			
F-460	158	120	168	192	95	490	460	490	16,50<23,00	0,094	1
F-550	200	150	225	270	120	590	550	600	22,00<45,00	0,130	1
F-555	250	200	225	270	170	590	550	600	26,00<53,00	0,150	1
F-560	440	390	225	270	360	590	550	600	33,00<83,00	0,240	1

# SWIVELLING VARNISHED HOSE REELS FOR DIESEL 10 bar



Equipped with:

- Black antistatic rubber hoses
- Galvanized steel connections
- Galvanized steel - anodized aluminum 90° swivelling joint
- Viton® seals

Article	Capacity	L. hose	Ø hose	Inlet-Outlet
071-1308-500	80 l/min	without hose	-	F1"-M3/4" BSP
071-1308-508	80 l/min	8 m	3/4"- 19x27	F1"-M1" BSP

S-460



Article	Capacity	L. hose	Ø hose	Inlet-Outlet
071-1408-600	95 l/min	without hose	-	F1"-M1" BSP
071-1408-510	90 l/min	10 m	3/4"- 19x27	F1"-M1" BSP
071-1408-515	85 l/min	15m	3/4"- 19x27	F1"-M1" BSP
071-1408-610	95 l/min	10m	1" - 25x35	F1"-M1" BSP

S-550





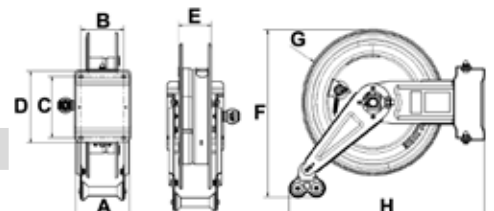
Article	Capacity	L. hose	Ø hose	Inlet-Outlet
071-1508-600	95 l/min	without hose	-	F1"-M1" BSP
071-1508-520	83 l/min	20 m	3/4"- 19x27	F1"-M1" BSP
071-1508-615	90 l/min	15 m	1"- 25x35	F1"-M1" BSP

S-555



## OVERALL DIMENSIONS SWIVELLING VERSION

Mod.	A	B	C	D	E	F	G	H				
S-460	150	120	168	196	95	490	460	575	17,50	<24,00	0,094	1
S-550	200	150	225	270	120	572	550	680	23,00	<45,00	0,130	1
S-555	250	200	225	270	170	572	550	680	27,00	<54,00	0,150	1



Equipped with:

- Black antistatic rubber hoses
- Galvanized steel connections
- Galvanized steel - anodized aluminum 90° swivelling joint
- Viton® seals



**FX-460**

Article	Capacity	L. hose	Ø hose	Inlet-Outlet
070-2308-500	80 l/min	without hose	-	F1"-M3/4"BSP
070-2308-508	80 l/min	8 m	3/4"- 19x27	F1"-M1" BSP



**FX-550**

Article	Capacity	L. hose	Ø hose	Inlet-Outlet
070-2408-600	95 l/min	without hose	-	F1"-M1" BSP
070-2408-510	90 l/min	10 m	3/4"- 19x27	F1"-M1" BSP
070-2408-515	85 l/min	15m	3/4"- 19x27	F1"-M1" BSP
070-2408-610	95 l/min	10m	1" - 25x35	F1"-M1" BSP



**FX-555**

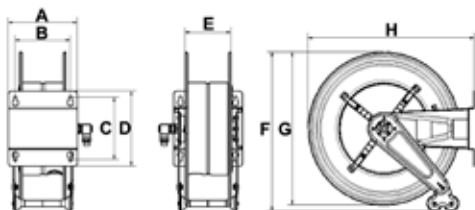
Article	Capacity	L. hose	Ø hose	Inlet-Outlet
070-2508-600	95 l/min	without hose	-	F1"-M1" BSP
070-2508-520	83 l/min	20 m	3/4"- 19x27	F1"-M1" BSP
070-2508-615	90 l/min	15 m	1"- 25x35	F1"-M1" BSP






**FX-560**

Article	Capacity	L. hose	Ø hose	Inlet-Outlet
070-2608-600	95 l/min	without hose	-	F1"-M1" BSP
070-2608-530	80 l/min	30 m	3/4"- 19x27	F1"-M1" BSP
070-2608-540	75 l/min	40 m	3/4"- 19x27	F1"-M1" BSP
070-2608-620	87 l/min	20 m	1"- 25x35	F1"-M1" BSP
070-2608-630	85 l/min	30 m	1"- 25x35	F1"-M1" BSP

### OVERALL DIMENSIONS FIXED VERSION



Mod.	A	B	C	D	E	F	G	H			
FX-460	158	120	168	192	95	490	460	490	16,50<23,00	0,094	1
FX-550	200	150	225	270	120	590	550	600	22,00<45,00	0,130	1
FX-555	250	200	225	270	170	590	550	600	26,00<53,00	0,150	1
FX-560	440	390	225	270	360	590	550	600	33,00<83,00	0,240	1

# SWIVELLING STAINLESS STEEL HOSE REELS FOR DIESEL 10 bar



Equipped with:

- Black antistatic rubber hoses
- Galvanized steel connections
- Galvanized steel - anodized aluminum 90° swivelling joint
- Viton® seals

Article	Capacity	L. hose	Ø hose	Inlet-Outlet	SX-460
071-2308-500	80 l/min	without hose	-	F1"-M3/4" BSP	
071-2308-508	80 l/min	8 m	3/4"- 19x27	F1"-M1" BSP	



Article	Capacity	L. hose	Ø hose	Inlet-Outlet	SX-550
071-2408-600	95 l/min	without hose	-	F1"G-M1" BSP	
071-2408-510	90 l/min	10 m	3/4"- 19x27	F1"-M1" BSP	
071-2408-515	85 l/min	15m	3/4"- 19x27	F1"-M1" BSP	
071-2408-610	95 l/min	10m	1" - 25x35	F1"-M1" BSP	

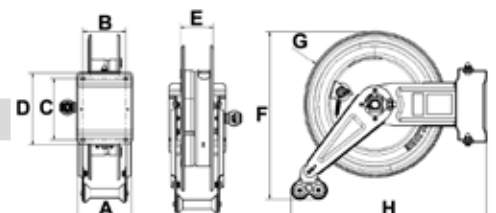


Article	Capacity	L. hose	Ø hose	Inlet-Outlet	SX-555
071-2508-600	95 l/min	without hose	-	F1"-M1" BSP	
071-2508-520	83 l/min	20 m	3/4"- 19x27	F1"-M1" BSP	
071-2508-615	90 l/min	15 m	1"- 25x35	F1"-M1" BSP	



## OVERALL DIMENSIONS SWIVELLING VERSION

Mod.	A	B	C	D	E	F	G	H			
SX-460	150	120	168	196	95	490	460	575	17,50<24,00	0,094	1
SX-550	200	150	225	270	120	572	550	680	23,00<45,00	0,130	1
SX-555	250	200	225	270	170	572	550	680	27,00<54,00	0,150	1



# FIXED MANUAL HOSE REELS IN PAINTED STEEL FOR DIESEL HOSES 10 bar

Equipped with:

- Galvanized steel connections
- Galvanized steel - anodized aluminium 90° swivelling joint
- Viton® seals
- Revolving flick folding handgrip



**FM-460**

Article	Equipped	Hose reel capacity	Inlet-Outlet
077-1308-500	without hose	Ø 3/4" - max 8 m	F1"-M3/4"BSP



**FM-550**

Article	Equipped	Hose reel capacity	Inlet-Outlet
077-1408-600	without hose	Ø 3/4" - max 15 m	F1"-M1" BSP
077-1408-600	without hose	Ø 1" - max 10 m	F1"-M1" BSP



**FM-555**




Article	Equipped	Hose reel capacity	Inlet-Outlet
077-1508-600	without hose	Ø 3/4" - max 20 m	F1"-M1" BSP
077-1508-600	without hose	Ø 1" - max 15 m	F1"-M1" BSP

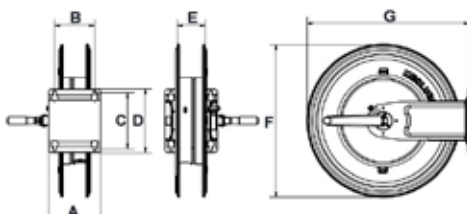


**FM-560**

Article	Equipped	Hose reel capacity	Inlet-Outlet
077-1608-600	without hose	Ø 3/4" - max 40 m	F1"-M1" BSP
077-1608-600	without hose	Ø 1" - max 30 m	F1"-M1" BSP

## OVERALL DIMENSIONS

Mod.	A	B	C	D	E	F	G			
FM-460	158	120	168	192	95	460	500	11,00<11,00	0,084	1
FM-550	200	150	225	270	120	550	600	15,90<15,90	0,094	1
FM-555	250	200	225	270	170	550	600	17,32<17,32	0,130	1
FM-560	440	390	225	270	360	550	600	25,90<25,90	0,150	1





# FIXED MANUAL HOSE REELS IN AISI 304 STAINLESS STEEL FOR DIESEL 10 bar



Equipped with:

- AISI 316 stainless steel connections
- Galvanized steel - anodized aluminium 90° swivelling joint
- Viton® seals
- AISI 304 stainless steel revolving flick folding handgrip

Article	Equipped	Hose reel capacity	Inlet-Outlet	FMX-460
077-2308-500	without hose	Ø 3/4" - max 8 m	F1"-M3/4" BSP	



Article	Equipped	Hose reel capacity	Inlet-Outlet	FMX-550
077-2408-600	without hose	Ø 3/4" - max 15 m	F1"-M1" BSP	
077-2408-600	without hose	Ø 1" - max 10 m	F1"-M1" BSP	



Article	Equipped	Hose reel capacity	Inlet-Outlet	FMX-555
077-2508-600	without hose	Ø 3/4" - max 20 m	F1"-M1" BSP	
077-2508-600	without hose	Ø 1" - max 15 m	F1"-M1" BSP	

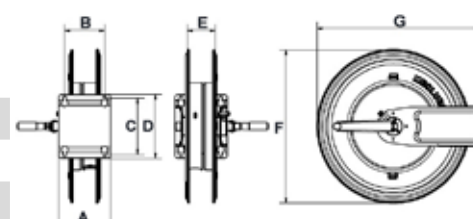


Article	Equipped	Hose reel capacity	Inlet-Outlet	FMX-560
077-2608-600	without hose	Ø 3/4" - max 40 m	F1"-M1" BSP	
077-2608-600	without hose	Ø 1" - max 30 m	F1"-M1" BSP	



## OVERALL DIMENSIONS

Mod.	A	B	C	D	E	F	G			
FMX-460	158	120	168	192	95	460	500	10,71<10,80	0,094	1
FMX-550	200	150	225	270	120	550	600	15,96<16,33	0,130	1
FMX-555	250	200	225	270	170	550	600	17,22<17,83	0,150	1
FMX-560	440	390	225	270	360	550	600	25,75<26,38	0,240	1





Equipped with:

- Black antistatic rubber hoses
- Galvanized steel connections
- Galvanized steel - anodized aluminium 90° swivelling joint
- Viton® seals

HD-460	Article	Capacity	L. hose	Ø hose	Inlet-Outlet
	073-1308-500	80 l/min	without hose	-	F1"-M3/4"BSP
	073-1308-508	80 l/min	8 m	3/4"- 19x27	F1"- M1"BSP



HD-550	Article	Capacity	L. hose	Ø hose	Inlet-Outlet
	073-1408-600	95 l/min	without hose	-	F1"-M1" BSP
	073-1408-510	90 l/min	10 m	3/4"- 19x27	F1"-M1" BSP
	073-1408-515	85 l/min	15 m	3/4"- 19x27	F1"-M1" BSP
	073-1408-610	95 l/min	10 m	1" - 25x35	F1"-M1" BSP

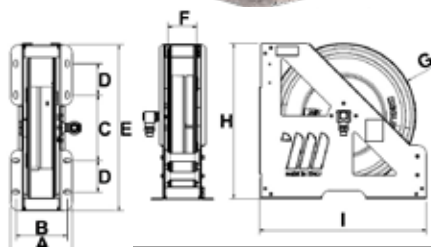





HD-555	Article	Capacity	L. hose	Ø hose	Inlet-Outlet
	073-1508-600	95 l/min	without hose	-	F1"-M1" BSP
	073-1508-520	83 l/min	20 m	3/4"- 19x27	F1"-M1" BSP
	073-1508-615	90 l/min	15 m	1" - 25x35	F1"-M1" BSP



HD-560	Article	Capacity	L. hose	Ø hose	Inlet-Outlet
	073-1608-600	95 l/min	without hose	-	F1"-M1" BSP
	073-1608-530	80 l/min	30 m	3/4"- 19x27	F1"-M1" BSP
	073-1608-540	75 l/min	40 m	3/4"- 19x27	F1"-M1" BSP
	073-1608-620	87 l/min	20 m	1" - 25x35	F1"-M1" BSP
	073-1608-630	85 l/min	30 m	1" - 25x35	F1"-M1" BSP

## OVERALL DIMENSIONS




Mod.	A	B	C	D	E	F	G	H	I			
HD-460	196	163	209	100	529	95	460	495	534	23,28<26,78	0,072	1
HD-550	230	197	324	100	644	120	550	597	649	40,10<47,35	0,120	1
HD-555	280	247	324	100	644	170	550	597	649	51,50<62,53	0,145	1
HD-560	460	427	324	100	644	350	550	597	649	60,90<83,02	0,230	1


# AUTOMATIC HOSE REELS IN AISI 304 STAINLESS STEEL SERIES HEAVY - DUTY FOR DIESEL 10 bar





Equipped with:

- Black antistatic rubber hoses
- Galvanized steel connections
- Galvanized steel - anodized aluminum 90° swivelling joint
- Viton® seals




Article	Capacity	L. hose	Ø hose	Inlet-Outlet	HDX-460
073-2308-500	80 l/min	without hose	-	F1"-M3/4" BSP	
073-2308-508	80 l/min	8 m	3/4"- 19x27	F1"-M1" BSP	

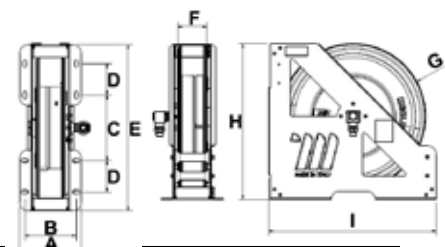
Article	Capacity	L. hose	Ø hose	Inlet-Outlet	HDX-550
073-2408-600	95 l/min	without hose	-	F1"-M1" BSP	
073-2408-510	90 l/min	10 m	3/4"- 19x27	F1"-M1" BSP	
073-2408-515	85 l/min	15 m	3/4"- 19x27	F1"-M1" BSP	
073-2408-610	95 l/min	10 m	1" - 25x35	F1"-M1" BSP	

Article	Capacity	L. hose	Ø hose	Inlet-Outlet	HDX-555
073-2508-600	95 l/min	without hose	-	F1"-M1" BSP	
073-2508-520	83 l/min	20 m	3/4"- 19x27	F1"-M1" BSP	
073-2508-615	90 l/min	15 m	1" - 25x35	F1"-M1" BSP	

Article	Capacity	L. hose	Ø hose	Inlet-Outlet	HDX-560
073-2608-600	95 l/min	without hose	-	F1"-M1" BSP	
073-2608-530	80 l/min	30 m	3/4"- 19x27	F1"-M1" BSP	
073-2608-540	75 l/min	40 m	3/4"- 19x27	F1"-M1" BSP	
073-2608-620	87 l/min	20 m	1" - 25x35	F1"-M1" BSP	
073-2608-630	85 l/min	30 m	1" - 25x35	F1"-M1" BSP	

## OVERALL DIMENSIONS

Mod.	A	B	C	D	E	F	G	H	I			
HDX-460	196	163	209	100	529	95	460	495	534	23,28<26,78	0,072	1
HDX-550	230	197	324	100	644	120	550	597	649	40,10<47,35	0,120	1
HDX-555	280	247	324	100	644	170	550	597	649	51,50<62,53	0,145	1
HDX-560	460	427	324	100	644	350	550	597	649	60,90<83,02	0,230	1



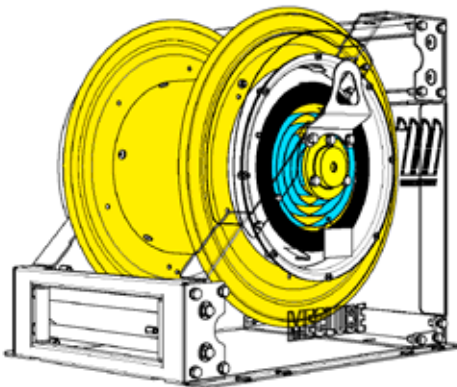


# AUTOMATIC INDUSTRIAL SPRING HOSE REEL IN PAINTED STEEL FA-600 SERIES

Automatic auto-retractable hose reel in painted steel, designed for applications which require solid equipment, also on vehicles.

It is suitable for flexible hoses of maximum Ø of 1.1/2" for the distribution of compressed air, oil and similar fluids, fuels.

**They can have two different hose output positions: superior and inferior.**



### For diesel 10 bar

Equipped with:

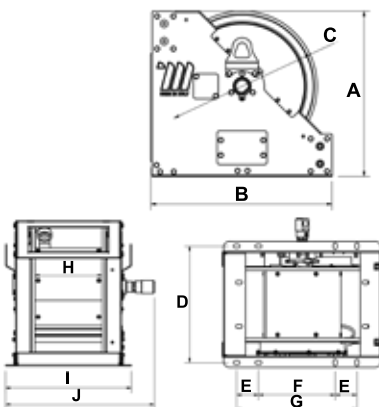
- Black antistatic synthetic rubber hoses steel wire helix with high strength synthetic textile plies, copper wire
- Galvanized steel connections
- Anodized aluminium swivelling joint
- Viton® seals

Article	L. hose	Ø hose	Max pressure	Inlet-Outlet
<b>076-6108-800</b>	without hose	-	20 bar	F1.1/2" - F1.1/2" BSP
<b>076-6108-815</b>	15 m	1.1/2"	10 bar	F1.1/2" - M1.1/2" BSP

**FA-600**

### OVERALL DIMENSIONS

Mod.	A	B	C	D	E	F	G	H	I	J			
<b>FA-600</b>	660	725	600	530	100	350	550	330	575	680	120,8-133,8	0,910	1



Automatic auto-retractable hose reel in painted steel, designed for applications which require solid equipment, also on vehicles.

It is suitable for flexible hoses of maximum Ø of 1.1/2" for the distribution of compressed air, oil and similar fluids, fuels. They can have two different hose output positions: superior and inferior.



The motorized and manual industrial hose reels are designed for applications that require robust equipment, also on trucks. They are suitable for flexible hoses with big diameters for the distribution of compressed air, water, oil and similar, grease, diesel.

## - MOTORIZED 12-24V DC ELECTRIC WITH REDUCER

**The unwinding of the hose is manual while the rolling process is through the electric motor (12-24V DC).**

It can be connected to a battery or to a power transformer connected to the 230V network.



## - MOTORIZED 230-115V AC ELECTRIC WITH REDUCER

**The unwinding of the hose is manual while the rolling process is through the electric motor (230-115 AC).**

It has to be connected to the 230-115V AC electric network.



## - MOTORIZED HYDRAULIC

**The unwinding of the hose is manual while the rolling process is through the hydraulic motor.**

It has to be connected to a specific control unit equipped with electric motor, hydraulic oil tank and to a command-and-control system with lever for the rolling process.



## - MOTORIZED PNEUMATIC

**The unwinding of the hose is manual while the rolling process is through the pneumatic motor.**

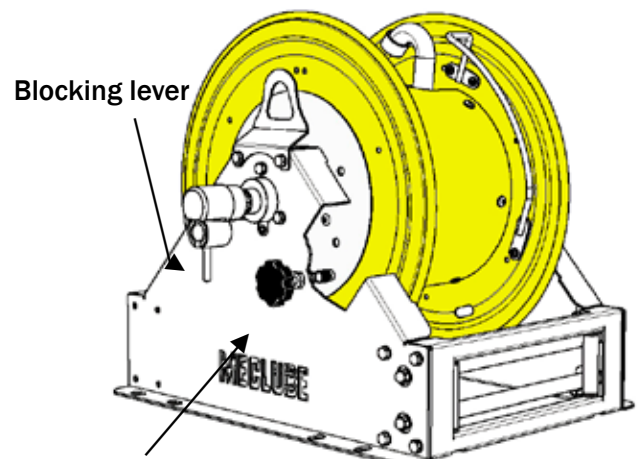
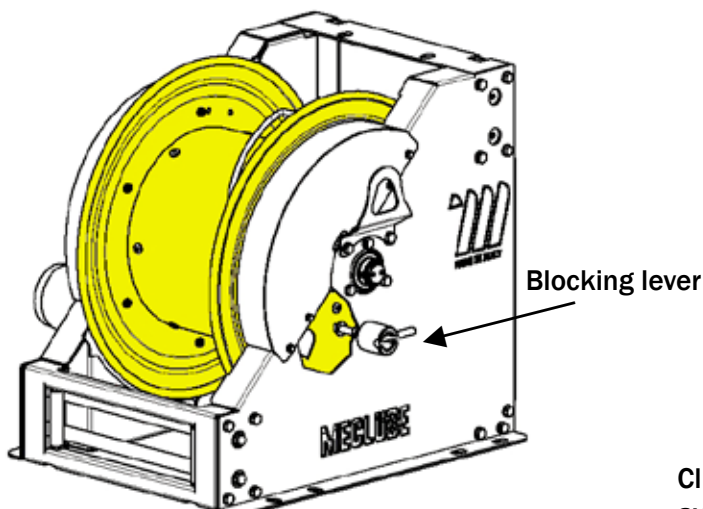
It has to be connected to the compressed air supply and to a pressure regulator that allows to adjust the rolling power and speed.



## - MANUAL

**The unwinding of the hose is manual, while the rolling process is through the practical revolving crank.**

Resulting in a valid and economical solution to the problem of flexible hoses.



Clutch to regulate the hose unwinding and to avoid the reel to rotate loosely by inertia.





# INDUSTRIAL HOSE REELS IN PAINTED STEEL MOTORIZED 12-24V DC 230-115V AC ELECTRIC Mod. FE-600



**FE-601**

## For diesel 20 bar

Equipped with:

- Brass swivelling joint - Viton® seals
- **Electric 12V DC motor** 430W power

Article	Model	Internal reel width	Inlet-Outlet
<b>076-6112-600</b>	<b>FE-601</b>	330 mm	F1"- F1" BSP
<b>076-6212-600</b>	<b>FE-602</b>	440 mm	F1"- F1" BSP
<b>076-6312-600</b>	<b>FE-603</b>	550 mm	F1"- F1" BSP

## For diesel 20 bar

Equipped with:

- Brass swivelling joint - Viton® seals
- **Electric 24V DC motor** 448W power

Article	Model	Internal reel width	Inlet-Outlet
<b>076-6122-600</b>	<b>FE-601</b>	330 mm	F1"- F1" BSP
<b>076-6222-600</b>	<b>FE-602</b>	440 mm	F1"- F1" BSP
<b>076-6322-600</b>	<b>FE-603</b>	550 mm	F1"- F1" BSP

## For diesel 20 bar

Equipped with:

- Brass swivelling joint - Viton® seals
- **Electric 230V AC motor** 402W power

Article	Model	Internal reel width	Inlet-Outlet
<b>076-6132-600</b>	<b>FE-601</b>	330 mm	F1"- F1" BSP
<b>076-6232-600</b>	<b>FE-602</b>	440 mm	F1"- F1" BSP
<b>076-6332-600</b>	<b>FE-603</b>	550 mm	F1"- F1" BSP

## For diesel 20 bar

Equipped with:

- Brass swivelling joint - Viton® seals
- **Electric 115V AC motor** potenza 441W power

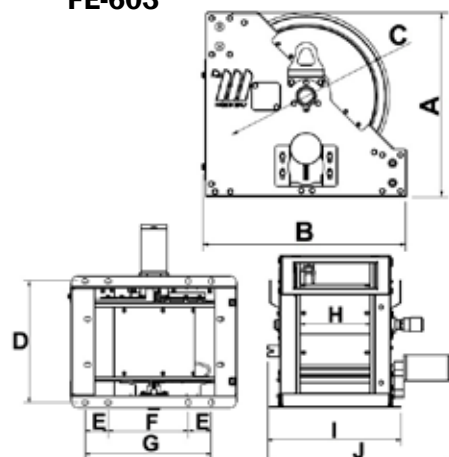
Article	Model	Internal reel width	Inlet-Outlet
<b>076-6152-600</b>	<b>FE-601</b>	330 mm	F1"- F1" BSP
<b>076-6252-600</b>	<b>FE-602</b>	440 mm	F1"- F1" BSP
<b>076-6352-600</b>	<b>FE-603</b>	550 mm	F1"- F1" BSP

## Hose reel capacity

<b>1/2"</b>	20 mm	<b>50 m</b>	<b>100 m</b>	<b>200 m</b>
<b>3/4"</b>	27 mm	<b>30 m</b>	<b>60 m</b>	<b>90 m</b>
<b>1"</b>	34 mm	<b>20 m</b>	<b>40 m</b>	<b>60 m</b>

## Overall dimensions

Model	A	B	C	D	E	F	G	H	I	J	Weight	Packaging
<b>FE-601</b>	660	733	600	530	100	350	550	330	580	810	114 kg	800X1200X950 mm
<b>FE-602</b>	660	733	600	640	100	350	550	440	690	920	119 kg	800X1200X950 mm
<b>FE-603</b>	660	733	600	750	100	350	550	550	800	1030	124 kg	800X1200X950 mm



# INDUSTRIAL HOSE REELS IN PAINTED STEEL

## MOTORIZED HYDRAULIC Mod. FI-600

## PNEUMATIC Mod. FP-600 MANUAL Mod. FM-600



### For diesel 20 bar

Equipped with:

- Brass swivelling joint - Viton® seals

- **Hydraulic motor**

Article	Model	Internal reel width	Inlet-Outlet
076-6162-600	FI-601	330 mm	F1" - F1" BSP
076-6262-600	FI-602	440 mm	F1" - F1" BSP
076-6362-600	FI-603	550 mm	F1" - F1" BSP



FI-601

### For diesel 20 bar

Equipped with:

- Brass swivelling joint - Viton® seals

- **Pneumatic motor**

Article	Model	Internal reel width	Inlet-Outlet
076-6172-600	FI-601	330 mm	F1" - F1" BSP
076-6272-600	FI-602	440 mm	F1" - F1" BSP
076-6372-600	FI-603	550 mm	F1" - F1" BSP



FI-602

### For diesel 20 bar

Equipped with:

- Brass swivelling joint - Viton® seals

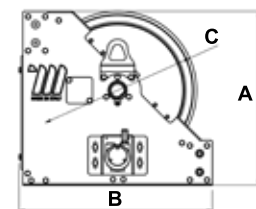
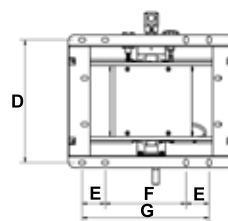
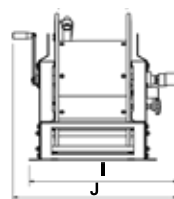
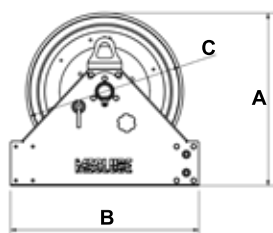
- **Manual with crank**

Article	Model	Internal reel width	Inlet-Outlet
076-6192-600	FM-601	330 mm	F1" - F1" BSP
076-6292-600	FM-602	440 mm	F1" - F1" BSP
076-6392-600	FM-603	550 mm	F1" - F1" BSP



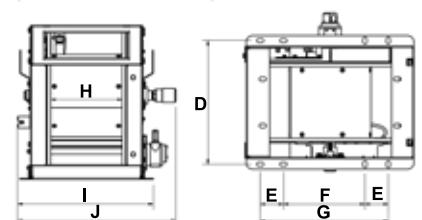
FM-603

### Manual series



### Hose reel capacity

Ø Hose	Ø external Hose	Mod.FM-601	Mod.FM-602	Mod.FM-603
1/2"	20 mm	50 m	100 m	200 m
3/4"	27 mm	30 m	60 m	90 m
1"	34 mm	20 m	40 m	60 m



### Overall dimensions

Model	A	B	C	D	E	F	G	H	I	J	Weight	Packaging
FP-601	660	733	600	530	100	350	550	330	580	680	110 kg	800X1200X950 mm
FP-602	660	733	600	640	100	350	550	440	690	790	115 kg	800X1200X950 mm
FP-603	660	733	600	750	100	350	550	550	800	900	119 kg	800X1200X950 mm

The motorized industrial hose reels are designed for applications that require robust equipment, also on trucks. They are suitable for flexible hoses with big diameters for the distribution of compressed air, water, oil and similar, grease, diesel.

## - MOTORIZED 12-24V DC ELECTRIC

**The unwinding of the hose is manual while the rolling process is through the electric motor (12-24V DC).**

It can be connected to a battery or to a power transformer connected to the 230V network.



## - MOTORIZED 230-115V AC ELECTRIC

**The unwinding of the hose is manual while the rolling process is through the electric motor (230-115 AC).**

It has to be connected to the 230-115V AC electric network.



## - MOTORIZED HYDRAULIC

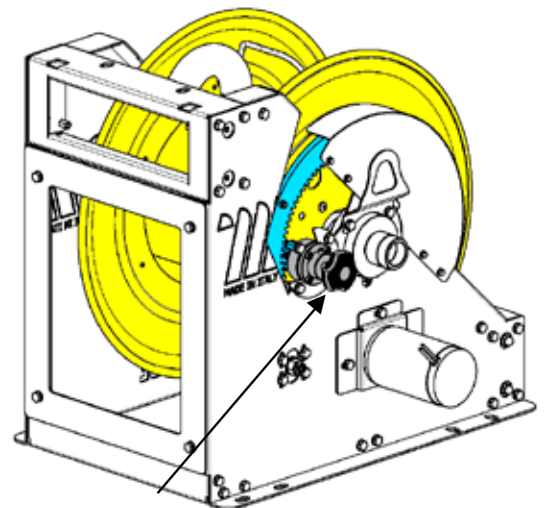
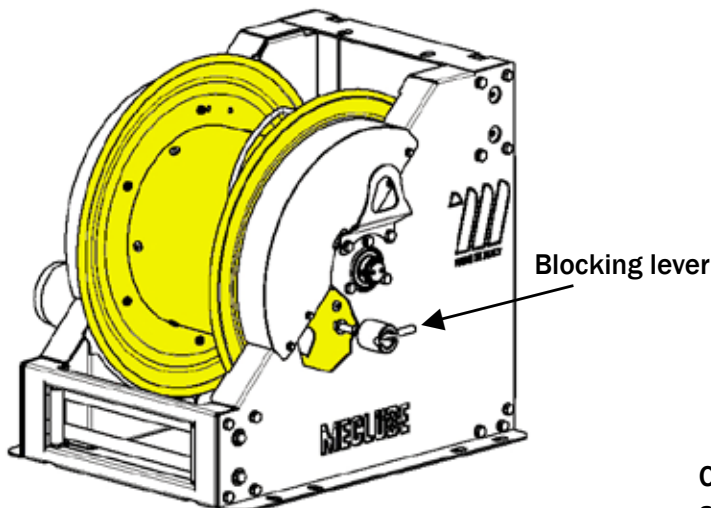
**The unwinding of the hose is manual while the rolling process is through the hydraulic motor.**

It has to be connected to a specific control unit equipped with electric motor, hydraulic oil tank and to a command-and-control system with lever for the rolling process.



## - MOTORIZED PNEUMATIC

**The unwinding of the hose is manual while the rolling process is through the pneumatic motor. It has to be connected to the compressed air supply and to a pressure regulator that allows to adjust the rolling power and speed.**



Clutch to regulate the hose unwinding and to avoid the reel to rotate loosely by inertia.



New series of motorized industrial hose reels Mod.700

They are supplied with reel  $\varnothing$  700 with 3 different widths: 330, 440, 550 mm

2" F swivelling joint with pressures of 20 and 250 bar. The main difference is the type of motorization:

- Electric 12V - 24V - 230V - 115V
- Hydraulic
- Pneumatic

They are designed for applications that require robust equipment, also on trucks.

They are suitable for flexible hoses with maximum  $\varnothing$  of 2", for the distribution of compressed air, oil and similar, diesel.

**They are designed to have two different hose exit positions, an upper and a lower one.**



Motorized chain transmission with double sprocket



# INDUSTRIAL HOSE REELS IN PAINTED STEEL MOTORIZED 12-24V DC 230-115V AC ELECTRIC Mod. FE-700



**FE-701**

### For diesel 20 bar

Equipped with:

- Anodized aluminium swivelling joint - Viton® seals
- **Electric 12V DC motor** 449W power

Article	Model	Internal reel width	Inlet-Outlet
076-7112-900	FE-701	330 mm	F2" - F2" BSP
076-7212-900	FE-702	440 mm	F2" - F2" BSP
076-7312-900	FE-703	550 mm	F2" - F2" BSP



**FE-702**

### For air-water and diesel 20 bar

Equipped with:

- Anodized aluminium swivelling joint - Viton® seals
- **Electric 24V DC motor** 457W power

Article	Model	Internal reel width	Inlet-Outlet
076-7122-900	FE-701	330 mm	F2" - F2" BSP
076-7222-900	FE-702	440 mm	F2" - F2" BSP
076-7322-900	FE-703	550 mm	F2" - F2" BSP



**FE-703**

### For diesel 20 bar

Equipped with:

- Anodized aluminium swivelling joint - Viton® seals
- **Electric 230V AC motor** 448W power

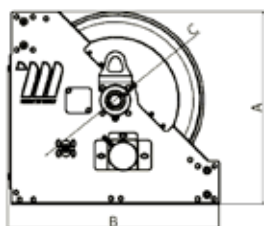
Article	Model	Internal reel width	Inlet-Outlet
076-7132-900	FE-701	330 mm	F2" - F2" BSP
076-7232-900	FE-702	440 mm	F2" - F2" BSP
076-7332-900	FE-703	550 mm	F2" - F2" BSP

### For diesel 20 bar

Equipped with:

- Anodized aluminium swivelling joint - Viton® seals
- **Electric 115V AC motor** 451W power

Article	Model	Internal reel width	Inlet-Outlet
076-7152-900	FE-701	330 mm	F2" - F2" BSP
076-7252-900	FE-702	440 mm	F2" - F2" BSP
076-7352-900	FE-703	550 mm	F2" - F2" BSP



### Hose reel capacity

Ø Hose	Ø external Hose	Mod.FE-701	Mod.FE-702	Mod.FE-703
1.1/4"	43 mm	35 m	45 m	60 m
1.1/2"	50 mm	20 m	30 m	50 m
2"	63 mm	15 m	25 m	30 m

### Overall dimensions

Model	A	B	C	D	E	F	G	H	I	J	Weight	Packaging
FE-701	760	833	700	531	100	450	650	330	574	734	122 kg	800X1200X950 mm
FE-702	760	833	700	641	100	450	650	440	684	844	140 kg	1000X1200X950 mm
FE-703	760	833	700	751	100	450	650	550	794	954	155 kg	1000X1200X950 mm



# INDUSTRIAL HOSE REELS IN PAINTED STEEL

## MOTORIZED HYDRAULIC Mod. FI-700

## PNEUMATIC Mod. FP-700



### For diesel 20 bar

Equipped with:

- Anodized aluminium swivelling joint
- Viton® seals
- **Hydraulic motor**

Article	Model	Internal reel width	Inlet-Outlet
076-7162-900	FI-701	330 mm	F2"- F2" BSP
076-7262-900	FI-702	440 mm	F2"- F2" BSP
076-7362-900	FI-703	550 mm	F2"- F2" BSP



FI-701

### For diesel 20 bar

Equipped with:

- Anodized aluminium swivelling joint
- Viton® seals
- **Pneumatic motor**


Article	Model	Internal reel width	Inlet-Outlet
076-7172-900	FP-701	330 mm	F2"- F2" BSP
076-7272-900	FP-702	440 mm	F2"- F2" BSP
076-7372-900	FP-703	550 mm	F2"- F2" BSP



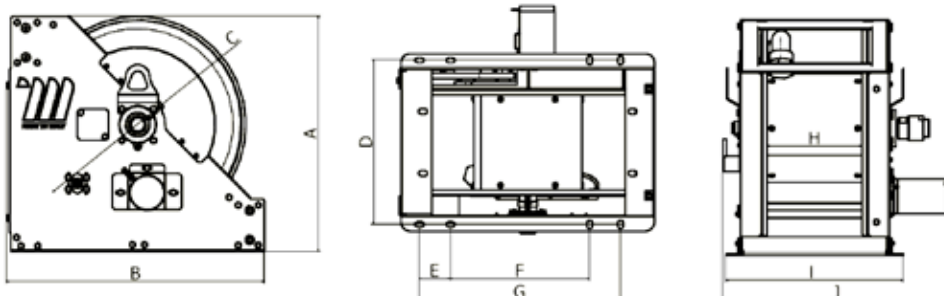
FP-702

### Hose reel capacity

Ø Hose	Ø external Hose	Mod.FE-701	Mod.FE-702	Mod.FE-703
1.1/4"	43 mm	35 m	45 m	60 m
1.1/2"	50 mm	20 m	30 m	50 m
2"	63 mm	15 m	25 m	30 m



FP-703



### Overall dimensions

Model	A	B	C	D	E	F	G	H	I	J	Weight	Packaging
FE-701	760	833	700	531	100	450	650	330	574	734	122 kg	800X1200X950 mm
FE-702	760	833	700	641	100	450	650	440	684	844	140 kg	1000X1200X950 mm
FE-703	760	833	700	751	100	450	650	550	794	954	155 kg	1000X1200X950 mm

## Stainless Steel Camlock Fitting Male BSP Female Thread

Article	Dimensions	Thread	Flow rate	Temperature	Packaging
	inch		bar	max °C	Pieces



<b>R50-1100-004</b>	DN12 - 1/2"	BSP Type A	10	60°C	5
<b>R50-1100-005</b>	DN 20 - 3/4"	BSP Type A	10	60°C	5
<b>R50-1100-006</b>	DN 25 - 1"	BSP Type A	17	60°C	1
<b>R50-1100-008</b>	DN 40 - 1.1/2"	BSP Type A	17	60°C	1
<b>R50-1100-009</b>	DN 50 - 2"	BSP Type A	17	60°C	1

## Stainless Steel Camlock Fitting Female BSP Female Thread

Article	Dimensions	Thread	Flow rate	Temperature	Packaging
	inch		bar	max °C	Pieces



<b>R50-1200-004</b>	DN12 - 1/2"	BSP Type D	10	60°C	5
<b>R50-1200-005</b>	DN 20 - 3/4"	BSP Type D	10	60°C	5
<b>R50-1200-006</b>	DN 25 - 1"	BSP Type D	17	60°C	1
<b>R50-1200-008</b>	DN 40 - 1.1/2"	BSP Type D	17	60°C	1
<b>R50-1200-009</b>	DN 50 - 2"	BSP Type D	17	60°C	1

## Diesel fuel hose



Article	Tube length	Dimensions	Inlet-outlet	Pressure	Weight
	m	mm	BSPG	bar	Kg
<b>919-0818-100</b>	10	1.1/2"	M 1.1/2"-M 1.1/2"	20	9,00
<b>919-0818-150</b>	15	1.1/2"	M 1.1/2"-M 1.1/2"	20	13,50
<b>919-0818-200</b>	20	1.1/2"	M 1.1/2"-M 1.1/2"	20	18,00

## PVC spiral suction hose kit with foot valve



Article	Tube length	Dimensions	Inlet-outlet	Weight
	m	mm	BSPG	Kg
<b>095-5457-020</b>	2	30x40	M1.1/4"-M 1.1/4"	6,00
<b>095-5457-040</b>	4	30x40	M1.1/4"-M 1.1/4"	9,00



Kit for fuel transfer from barrels and tank under directives ATEX/IECEEx, with electric vane pumps 12V - 230V. Composed by metal telescopic suction hose, quick coupling 2” with filter for the connection with the barrel and the nozzle holder bracket to ease the distributor use.



### “Benz Kit” series composed by:



**Art. 091-5800-050** Electric pump 230V 50Hz 50 l/min ATEX  
Power cable 2 m length, Schuko plug

**Art. 091-5801-050** Electric pump 12V 50 l/min ATEX  
Power cable 2 m length, with pincers and protection fuse



**Art. 918-0500-040** Antistatic connection rubber hose  
EN 12115 ATEX D.19x31 4 m length



**Art. 095-5284-000** Telescopic suction hose with foot valve  
M 1” 495<885 mm length



**Art. 093-5204-150** Manual nozzle SELF3000 Flow rate 150 l/min



**Art. 093-5321-060** Automatic nozzle ZPA60 Flow rate 60 l/min




**Art. 093-5306-000** Nozzle holder bracket



**Art. 095-5280-609** Quick coupling for pump fixing M 1” - M 2”

# KIT ELECTRIC PUMPS FOR GASOLINE TRANSFER “Benz Kit”



Ref.	Descrip.	Flow rate	Voltage	Power	Inlet-Outlet	Conn. hose	Nozzle	Duty cycle	Weight	Packaging
		l/min	AC V./Hz DC Volt	W	BSPG	Ø		ON/OFF min	kg	mm

<b>090-5600-050</b>	Benz Kit	<b>50</b>	230/50	250	F1" - F1"	20	Manual	30/30	14,00	410X400X320
<b>090-5600-Y50</b>	Benz Kit	<b>50</b>	12	250	F1" - F1"	20	Manual	30/60	14,00	410X400X320

<b>090-5601-050</b>	Benz Kit	<b>50</b>	230/50	250	F1" - F1"	20	Aut.ZPA60	30/30	14,50	410X400X320
<b>090-5601-Y50</b>	Benz Kit	<b>50</b>	12	250	F1" - F1"	20	Aut.ZPA60	30/60	14,50	410X400X320



Kit for fuel transfer from barrels and tanks under directives ATEX/IECEX, with electric vane pumps 12V - 230V. Composed by metal telescopic suction hose, quick coupling 2” with filter for the connection with the barrel and the nozzle holder bracket to ease the distributor use.



### “Benz Kit” series composed by:



**Art. 091-5800-050** Electric pump 230V 50Hz 50 l/min ATEX  
Power cable 2 m length, Schuko plug

**Art. 091-5801-050** Electric pump 12V 50 l/min ATEX  
Power cable 2 m length, with pincers and protection fuse



**Art. 918-0500-040** Antistatic connection rubber hose  
EN 12115 ATEX D.19x31 4 m length



**Art. 095-5284-000** Telescopic suction hose with foot valve  
M 1” 495<885 mm length



**Art. 093-5204-150** Manual nozzle SELF3000 Flow rate 150 l/min



**Art. 093-5321-060** Automatic nozzle ZPA60 Flow rate 60 l/min



**Art. 094-5240-000** Water separating delivery filter for gasoline 70 l/min




**Art. 093-5306-000** Nozzle holder bracket



**Art. 095-5280-609** Quick coupling for pump fixing M 1” - M 2”

# KIT ELECTRIC PUMPS FOR GASOLINE TRANSFER "Benz Kit"



Ref.	Descrip.	Flow rate	Voltage	Power	Inlet-Outlet	Conn. hose	Nozzle	Duty cycle	Weight	Packaging
		l/min	AC V./Hz DC Volt	W	BSPG	Ø		ON/OFF min	kg	mm

<b>090-5602-050</b>	Benz Kit	<b>50</b>	230/50	250	F1" - F1"	20	Manual	30/30	15,00	410X400X320
<b>090-5602-Y50</b>	Benz Kit	<b>50</b>	12	250	F1" - F1"	20	Manual	30/60	15,00	410X400X320

<b>090-5603-050</b>	Benz Kit	<b>50</b>	230/50	250	F1" - F1"	20	Aut.ZPA60	30/30	15,50	410X400X320
<b>090-5603-Y50</b>	Benz Kit	<b>50</b>	12	250	F1" - F1"	20	Aut.ZPA60	30/60	15,50	410X400X320

Kit for fuel transfer from barrels and tanks under directives ATEX/IECEX, with electric vane pumps 12V - 230V. Composed by metal telescopic suction hose, quick coupling 2” with filter for the connection with the barrel and the nozzle holder bracket to ease the distributor use.



## “Benz Kit” series composed by:



**Art. 091-5800-050** Electric pump 230V 50Hz 50 l/min ATEX  
Power cable 2 m length, Schuko plug

**Art. 091-5801-050** Electric pump 12V 50 l/min ATEX  
Power cable 2 m length, with pliers and protection fuse



**Art. 918-0500-040** Antistatic connection rubber hose  
EN 12115 ATEX D.19x31 4 m length



**Art. 095-5284-000** Telescopic suction hose with foot valve  
M 1” 495<885 mm length



**Art. 092-5160-000** Mechanical flow meter for gasoline ATEX  
min-max Flow rate 20-120 l/min



**Art. 093-5204-150** Manual nozzle SELF3000 Flow rate 150 l/min



**Art. 093-5321-060** Automatic nozzle ZPA60 Flow rate 60 l/min



**Art. 094-5240-000** Water separating delivery filter for gasoline 70 l/min





**Art. 093-5306-000** Nozzle holder bracket



**Art. 095-5280-609** Quick coupling for pump fixing M 1” - M 2”

# KIT ELECTRIC PUMPS FOR GASOLINE TRANSFER "Benz Kit"



Ref.	Descrip.	Flow rate	Voltage	Power	Inlet-Outlet	Conn. hose	Nozzle	Flow meter	Duty cycle	Weight	Packaging
		l/min	AC V/Hz DC Volt	W	BSPG	Ø			ON/OFF min	kg	mm

<b>090-5604-050</b>	Benz Kit	<b>50</b>	230/50	250	F1" - F1"	20	Manual	YES	30/30	17,00	550X400X320
<b>090-5604-Y50</b>	Benz Kit	<b>50</b>	12	250	F1" - F1"	20	Manual	YES	30/60	17,00	550X400X320

<b>090-5605-050</b>	Benz Kit	<b>50</b>	230/50	250	F1" - F1"	20	Aut.ZPA60	YES	30/30	17,50	550X400X320
<b>090-5605-Y50</b>	Benz Kit	<b>50</b>	12	250	F1" - F1"	20	Aut.ZPA60	YES	30/60	17,50	550X400X320

Rigid polyethylene tank for gasoline transport for private use in total ADR exemption (see ADR Regulations at page 180) . Aluminium filling plug with built-in safety valve, in-line filter for suction, transfer group, automatic lockable nozzle. Equipped with volumetric pump ATEX version, earthing cable with pincer, cables 4 m length for the connection to the battery and 4 m length flexible hose for fuel. Reinforced and lockable lid.



## “Benz-Tank” series composed by:



**Art. 090-7220-000** Tank 220 l without pumps



**Art. 091-5801-050** Electric pump 12V 50 l/min ATEX  
Power cable 2 m length, with pincers and protection fuse



**Art. 092-5161-000** Digital flow meter for gasoline ATEX  
min-max Flow rate 7-120 l/min



**Art. 918-0500-040** Antistatic connection rubber hose  
EN 12115 ATEX D.19x31 4 m length





**Art. 093-5321-060** Automatic nozzle ZPA60 Flow rate 60 l/min



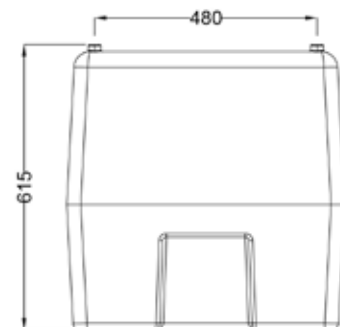
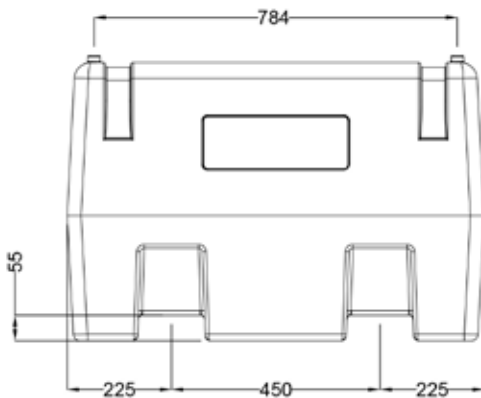
# POLYETHYLENE TANK FOR GASOLINE TRANSPORT "Benz-Tank"



Ref.	Descrip.	Flow rate	Voltage	Power	Inlet-outlet	Conn. hose	Nozzle	Flow meter	Duty cycle	Weight	Packaging
		l/min	DC Volt	W	BSPG	Ø			min	Kg	mm

<b>090-7220-012</b>	Benz-Tank	<b>50</b>	12	250	F1" - F1"	19	Aut. ZPA60	NO	30/60	24,00	910X600X665
---------------------	-----------	-----------	----	-----	-----------	----	------------	----	-------	-------	-------------

<b>090-7221-012</b>	Benz-Tank	<b>50</b>	12	250	F1" - F1"	19	Aut. ZPA60	YES	30/60	24,50	910X600X665
---------------------	-----------	-----------	----	-----	-----------	----	------------	-----	-------	-------	-------------



Rigid polyethylene tank for gasoline transport for private and professional in total exemption ADR (see ADR Regulations at page 180), perfect for refuelling of small operative vehicles, light-duty or recreational vehicles. It is equipped with run-flat wheels and suitable for moving on any ground. They have compact dimension for easy moving. Every box can be filled vertically or horizontally, with the same fuel quantity. Provided with nozzle holder bracket, sphere relief valve with swiveling joint, filling plug with anti-spill vent valve.



**“Caddy” series composed by:**

**Art. 090-7055-M00** Wheeled Caddy tank 55 l gasoline



**Art. 027-3720-000** Aluminium manual rotary pump



**Art. 918-0500-040** Antistatic rubber hose Ø 20 mm 4 m length




**Art. 093-5204-150** Automatic nozzle SELF3000 Flow rate 150 l/min

# TANK FOR GASOLINE TRANSPORT “Caddy”



55 l

Ref.	Descrip.	Capacity for 100 revolutions		Width mm	Depth mm	Height mm	Nozzle 	Weight kg	Packaging mm
		l	USG						
<b>090-7055-M00</b>	Caddy 55 l	<b>38</b>	10	460	360	900	Manual	9,00	1000X500X500

Electric pumps 12V e 230V suitable for per inflammable fuel transfer such as gasoline, kerosene and diesel, with internal protection integrated in the winding. The electric pumps for gasoline transfer fulfill the standards of ATEX / IECEX directives regarding the use of materials in potentially explosive atmospheres.



**Art. 091-5800-050**  
**Electric pump ATEX for gasoline transfer**  
**230V-50Hz Flow rate 50l/min**

Power cable 2 m length, Schuko plug  
 Cast iron body  
 High efficiency engine with reduced absorption  
 Suppressor (electromagnetic compatibility EMC)  
 Built-in by-pass valve  
 Thermic protection

**Art. 091-5801-050**  
**Electric pump ATEX for gasoline transfer**  
**12V Flow rate 50l/min**

Power cable 2 m length, with pincers and protection fuse  
 High efficiency engine with reduced absorption  
 Suppressor (electromagnetic compatibility EMC)  
 Built-in by-pass valve  
 Thermic protection

Ref.	Flow rate	Voltage	Power	Electricity	Power cable length	Inlet-Outlet	Duty cycle	Weight	Packaging
	l/min	AC V./Hz DC Volt	W	A	m	BSPG	ON/OFF min	kg	mm

<b>091-5800-050</b>	<b>50</b>	230/50	250	1,2	2	F 1"-F 1"	30/30	8,80	390X195X260
---------------------	-----------	--------	-----	-----	---	-----------	-------	------	-------------

<b>091-5801-050</b>	<b>50</b>	12	250	21	2	F 1"-F 1"	30/60	8,80	390X195X260
---------------------	-----------	----	-----	----	---	-----------	-------	------	-------------

Flow meter for private use for the measurement of dispensed quantity of gasoline, kerosene and diesel. The articles fulfill the the standards ATEX / IECEx directives regarding the use of materials in potentially explosive atmospheres. Available in mechanical and digital version.

**Art. 092-5160-000 Mechanical flow meter for gasoline ATEX**  
**min-max Flow rate 20-120 l/min**



6 digits totalizer  
 3 digits partial totalizer  
 Allowed fluids: Gasoline  
 Measurement unit:

**Art. 092-5161-000 Digital flow meter ATEX**  
**min-max Flow rate 7-120 l/min**



6 digits totalizer  
 5 digits partial totalizer  
 Allowed fluids: Gasoline, diesel, kerosene  
 Measurement unit: l (liters), G (U.S. gallons),  
 Q (Quarters), P (Pints)

**Art. 093-5204-150 Manual nozzle SELF3000 150 l**  
**for gasoline transfer**

Flow rate 150 l/min  
 Plastic body with aluminium ends  
 Swiveling joint F 1"



**Art. 093-5321-060 Automatic nozzle ZPA60**  
**for gasoline transfer ATEX**

Flow rate 60 l/min  
 Aluminium body  
 Swiveling joint F 1"



Ref.	Flow rate	Pressure	Accuracy	Inlet-outlet	Weight	Packaging
	l/min	bar	%	BSPG	Kg	mm

<b>092-5160-000</b>	<b>20-120</b>	3,5	+/- 1	F 1" - F 1"	2,15	240X190X190
<b>092-5161-000</b>	<b>7-120</b>	20	+/- 1	M 1" - F 1"	0,6	115X160X135

Ref.	Model	Fluid	Flow rate	Inlet	Weight	Ø End	Packaging
		type	l/min	BSPG	Kg	mm	mm



<b>093-5204-150</b>	SELF3000	Gasoline	<b>150</b>	F 1"	1,20	20,00	400X175X57
<b>093-5321-060</b>	ZPA60	Gasoline	<b>60</b>	F 1"	1,20	20,50	400X175X57



# FIXED AUTOMATIC HOSE REELS IN PAINTED STEEL FOR GASOLINE 16 bar

Equipped with:

- Black antistatic synthetic rubber hoses steel wire helix with high strength synthetic textile plies, copper wire
- Reference regulations: EN 1761 - EN 12115 ATEX (EX ZONE)
- Self-extinguishing according to: TRbf 131/2
- Galvanized steel connections
- Galvanized steel 90° swivelling joint - Viton® seals
- Compliant with ATEX directive



 II 2 G Ex h IIB T4 Gb X  
 II 2 D Ex h IIIC T4 Db



F-550

Article	Capacity	L. hose	Ø hose	Inlet-Outlet
070-1418-600	95 l/min	without hose	-	F1"-M1" BSP
070-1418-510	90 l/min	10 m	3/4"- 19x27	F1"-M1" BSP
070-1418-515	85 l/min	15 m	3/4"- 19x27	F1"-M1" BSP
070-1418-610	95 l/min	10 m	1" - 25x35	F1"-M1" BSP



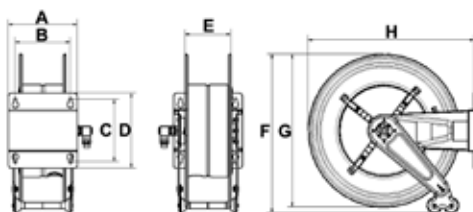
F-555

Article	Capacity	L. hose	Ø hose	Inlet-Outlet
070-1518-600	95 l/min	without hose	-	F1"-M1" BSP
070-1518-520	83 l/min	20 m	3/4"- 19x27	F1"-M1" BSP
070-1518-615	90 l/min	15 m	1" - 25x35	F1"-M1" BSP






F-560

Article	Capacity	L. hose	Ø hose	Inlet-Outlet
070-1618-600	95 l/min	without hose	-	F1"-M1" BSP
070-1618-530	80 l/min	30 m	3/4"- 19x27	F1"-M1" BSP
070-1618-620	87 l/min	20 m	1" - 25x35	F1"-M1" BSP
070-1618-630	85 l/min	30 m	1" - 25x35	F1"-M1" BSP



## OVERALL DIMENSIONS FIXED VERSION

Mod.	A	B	C	D	E	F	G	H			
F-550	200	150	225	270	120	590	550	600	22,00<45,00	0,130	1
F-555	250	200	225	270	170	590	550	600	26,00<53,00	0,150	1
F-560	440	390	225	270	360	590	550	600	33,00<83,00	0,240	1

# SWIVELLING AUTOMATIC HOSE REELS IN PAINTED STEEL FOR GASOLINE 16 bar



Equipped with:

- Black antistatic synthetic rubber hoses steel wire helix with high strength synthetic textile plies, copper wire
- Reference regulations: EN 1761 - EN 12115 ATEX (EX ZONE)
- Self-extinguishing according to: TRbf 131/2
- Galvanized steel connections
- Galvanized steel 90° swivelling joint - Viton® seals
- Compliant with ATEX directive

II 2 G Ex h IIB T4 Gb X  
 II 2 D Ex h IIIC T4 Db

Article	Capacity	L. hose	Ø hose	Inlet-Outlet
071-1418-600	95 l/min	without hose	-	F1"-M1" BSP
071-1418-510	90 l/min	10 m	3/4"- 19x27	F1"-M1" BSP
071-1418-515	85 l/min	15 m	3/4"- 19x27	F1"-M1" BSP
071-1418-610	95 l/min	10 m	1" - 25x35	F1"-M1" BSP

S-550



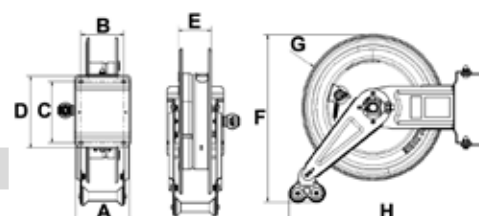
Article	Capacity	L. hose	Ø hose	Inlet-Outlet
071-1518-600	95 l/min	without hose	-	F1"-M1" BSP
071-1518-520	83 l/min	20 m	3/4"- 19x27	F1"-M1" BSP
071-1518-615	90 l/min	15 m	1" - 25x35	F1"-M1" BSP

S-555



## OVERALL DIMENSIONS SWIVELLING VERSION



Mod.	A	B	C	D	E	F	G	H			
S-550	200	150	225	270	120	572	550	680	23,00<45,00	0,130	1
S-555	250	200	225	270	170	572	550	680	27,00<54,00	0,150	1



## FIXED AUTOMATIC HOSE REELS IN AISI 304 STAINLESS STEEL FOR GASOLINE 16 bar

Equipped with:

- Black antistatic synthetic rubber hoses steel wire helix with high strength synthetic textile plies, copper wire
- Reference regulations: EN 1761 - EN 12115 ATEX (EX ZONE)
- Self-extinguishing according to: TRbf 131/2
- Galvanized steel connections
- **Stainless steel** 90° swivelling joint - Viton® seals
- **Compliant with ATEX directive**



 II 2 G Ex h IIB T4 Gb X  
 II 2 D Ex h IIIC T4 Db



FX-550

Article	Capacity	L. hose	Ø hose	Inlet-Outlet
070-2418-600	95 l/min	without hose	-	F1"-M1" BSP
070-2418-510	90 l/min	10 m	3/4"- 19x27	F1"-M1" BSP
070-2418-515	85 l/min	15 m	3/4"- 19x27	F1"-M1" BSP
070-2418-610	95 l/min	10 m	1" - 25x35	F1"-M1" BSP



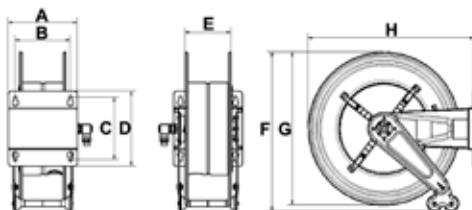
FX-555

Article	Capacity	L. hose	Ø hose	Inlet-Outlet
070-2518-600	95 l/min	without hose	-	F1"-M1" BSP
070-2518-520	83 l/min	20 m	3/4"- 19x27	F1"-M1" BSP
070-2518-615	90 l/min	15 m	1" - 25x35	F1"-M1" BSP






FX-560

Article	Capacity	L. hose	Ø hose	Inlet-Outlet
070-2618-600	95 l/min	without hose	-	F1"-M1" BSP
070-2618-530	80 l/min	30 m	3/4"- 19x27	F1"-M1" BSP
070-2618-620	87 l/min	20 m	1" - 25x35	F1"-M1" BSP
070-2618-630	85 l/min	30 m	1" - 25x35	F1"-M1" BSP



### OVERALL DIMENSIONS FIXED VERSION



Mod.	A	B	C	D	E	F	G	H			
FX-550	200	150	225	270	120	590	550	600	22,00<45,00	0,130	1
FX-555	250	200	225	270	170	590	550	600	26,00<53,00	0,150	1
FX-560	440	390	225	270	360	590	550	600	33,00<83,00	0,240	1

# SWIVELLING AUTOMATIC HOSE REELS IN AISI 304 STAINLESS STEEL FOR GASOLINE 16 bar



Equipped with:

- Black antistatic synthetic rubber hoses steel wire helix with high strength syntetic textile plies, copper wire
- Reference regulations: EN 1761 - EN 12115 ATEX (EX ZONE)
- Self-extinguishing according to: TRbf 131/2
- Galvanized steel connections
- Stainless steel 90° swivelling joint - Viton® seals
- Compliant with ATEX directive



 II 2 G Ex h IIB T4 Gb X  
 II 2 D Ex h IIIC T4 Db

Article	Capacity	L. hose	Ø hose	Inlet-Outlet
071-2418-600	95 l/min	without hose	-	F1"-M1" BSP
071-2418-510	90 l/min	10 m	3/4"- 19x27	F1"-M1" BSP
071-2418-515	85 l/min	15 m	3/4"- 19x27	F1"-M1" BSP
071-2418-610	95 l/min	10 m	1" - 25x35	F1"-M1" BSP

SX-550



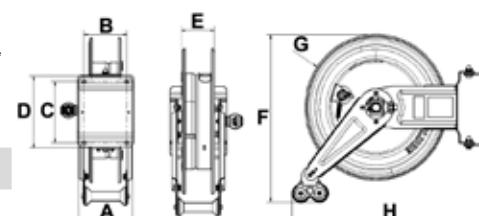
Article	Capacity	L. hose	Ø hose	Inlet-Outlet
071-2518-600	95 l/min	without hose	-	F1"-M1" BSP
071-2518-520	83 l/min	20 m	3/4"- 19x27	F1"-M1" BSP
071-2518-615	90 l/min	15 m	1" - 25x35	F1"-M1" BSP

SX-555





## OVERALL DIMENSIONS SWIVELLING VERSION

Mod.	A	B	C	D	E	F	G	H				
SX-550	200	150	225	270	120	572	550	680	23,00	<45,00	0,130	1
SX-555	250	200	225	270	170	572	550	680	27,00	<54,00	0,150	1



Equipped with:

- Black antistatic synthetic rubber hoses steel wire helix with high strength synthetic textile plies, copper wire
- Reference regulations: EN 1761 - EN 12115 ATEX (EX ZONE)
- Self-extinguishing according to: TRbf 131/2
- Galvanized steel connections
- Galvanized steel 90° swivelling joint - Viton® seals
- Compliant with ATEX directive


 II 2 G Ex h IIB T4 Gb X  
 II 2 D Ex h IIIC T4 Db



**HD-550**

Article	Capacity	L. hose	Ø hose	Inlet-Outlet
073-1418-600	95 l/min	without hose	-	F1"-M1" BSP
073-1418-510	90 l/min	10 m	3/4"- 19x27	F1"-M1" BSP
073-1418-515	85 l/min	15 m	3/4"- 19x27	F1"-M1" BSP
073-1418-610	95 l/min	10 m	1" - 25x35	F1"-M1" BSP



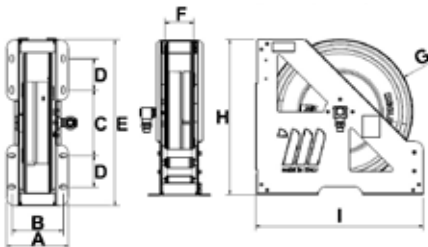
**HD-555**

Article	Capacity	L. hose	Ø hose	Inlet-Outlet
073-1518-600	95 l/min	without hose	-	F1"-M1" BSP
073-1518-520	83 l/min	20 m	3/4"- 19x27	F1"-M1" BSP
073-1518-615	90 l/min	15 m	1" - 25x35	F1"-M1" BSP






**HD-560**

Article	Capacity	L. hose	Ø hose	Inlet-Outlet
073-1618-600	95 l/min	without hose	-	F1"-M1" BSP
073-1618-530	80 l/min	30 m	3/4"- 19x27	F1"-M1" BSP
073-1618-620	87 l/min	20 m	1" - 25x35	F1"-M1" BSP
073-1618-630	85 l/min	30 m	1" - 25x35	F1"-M1" BSP



## OVERALL DIMENSIONS

Mod.	A	B	C	D	E	F	G	H	I			
HD-550	230	197	324	100	644	120	550	597	649	40,45<51,00	0,120	1
HD-555	280	247	324	100	644	170	550	597	649	51,94<66,00	0,145	1
HD-560	460	427	324	100	644	350	550	597	649	61,30<85,00	0,230	1



# AUTOMATIC HOSE REELS IN AISI 304 STAINLESS STEEL SERIES HEAVY - DUTY FOR GASOLINE 16 bar



Equipped with:

- Black antistatic synthetic rubber hoses steel wire helix with high strength synthetic textile plies, copper wire
- Reference regulations: EN 1761 - EN 12115 ATEX (EX ZONE)
- Self-extinguishing according to: TRbf 131/2
- Galvanized steel connections
- Stainless steel 90° swivelling joint - Viton® seals
- Compliant with ATEX directive

CE Ex II 2 G Ex h IIB T4 Gb X  
II 2 D Ex h IIIC T4 Db

Article	Capacity	L. hose	Ø hose	Inlet-Outlet
073-2418-600	95 l/min	without hose	-	F1"-M1" BSP
073-2418-510	90 l/min	10 m	3/4"- 19x27	F1"-M1" BSP
073-2418-515	85 l/min	15 m	3/4"- 19x27	F1"-M1" BSP
073-2418-610	95 l/min	10 m	1" - 25x35	F1"-M1" BSP

HDX-550



Article	Capacity	L. hose	Ø hose	Inlet-Outlet
073-2518-600	95 l/min	without hose	-	F1"-M1" BSP
073-2518-520	83 l/min	20 m	3/4"- 19x27	F1"-M1" BSP
073-2518-615	90 l/min	15 m	1" - 25x35	F1"-M1" BSP

HDX-555



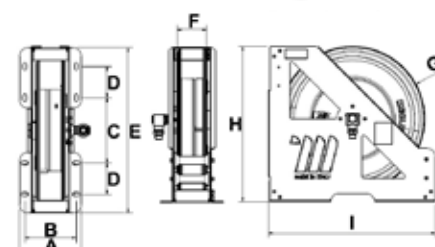
Article	Capacity	L. hose	Ø hose	Inlet-Outlet
073-2618-600	95 l/min	without hose	-	F1"-M1" BSP
073-2618-530	80 l/min	30 m	3/4"- 19x27	F1"-M1" BSP
073-2618-620	87 l/min	20 m	1" - 25x35	F1"-M1" BSP
073-2618-630	85 l/min	30 m	1" - 25x35	F1"-M1" BSP

HDX-560



## OVERALL DIMENSIONS

Mod.	A	B	C	D	E	F	G	H	I	Kg	m³	Nº
HDX-550	230	197	324	100	644	120	550	597	649	40,45<51,00	0,120	1
HDX-555	280	247	324	100	644	170	550	597	649	51,94<66,00	0,145	1
HDX-560	460	427	324	100	644	350	550	597	649	61,30<85,00	0,230	1







Electric diaphragm self-priming kit pump for DEF-AdBlue® for filling vehicles from the IBC tanks. The stainless steel support bracket allows the kit's fixing to the safety metal grid.

### “Kit DEF-AdBlue® IBC” series composed by:



**Art. 098-6500-230** Diaphragm electric pump for DEF-AdBlue® 230V 50 Hz 40 l/min cable 2 m length

**Art. 098-6500-115** Diaphragm electric pump for DEF-AdBlue® 115V 60 Hz 40 l/min cable 2 m length



**Art. 098-6500-012** Diaphragm electric pump for DEF-AdBlue® 12V 34 l/min cable 4 m length with pincers



**Art. 099-6600-000** Suction connections SEC



**Art. 099-6010-000** External suction connections for IBC S60X6



**Art. 921-0500-060** Antistatic rubber hose EPDM 20 bar G 3/4” 6 m length (19x27)



**Art. 912-0519-011** PU spiral suction hose d.19x27 1,1 m length



**Art. 099-6500-000** Suction hose with plug he 2” BSP SEC connection



**Art. 099-5199-000** Manual plastic nozzle “AD90” Flow rate 90 l/min



**Art. 099-5205-000** Automatic plastic nozzle with stainless steel end “AP80” 80 l/min



### OPTIONAL:

**Art. 099-5240-020** DEF-AdBlue® filter 20µ 60 l/min





# ELECTRIC DEF-AdBlue® KIT FOR IBC



**SEC**



**S60x6**

Ref.	Descrip.	Flow rate	Voltage	Power	Inlet-outlet	Conn. hose	Nozzle	Adaptor	Weight	Packaging
		l/min	AC V/Hz DC Volt	W	BSPG	Ø			kg	mm

<b>097-5500-230</b>	Kit DEF	<b>40</b>	230/50	370	3/4"-3/4"	19x27	Man.AD90	SEC	13,50	550X400X320
<b>097-5501-230</b>	Kit DEF	<b>40</b>	230/50	370	3/4"-3/4"	19x27	Aut.AP80	SEC	14,25	550X400X320

<b>097-5510-230</b>	Kit DEF	<b>40</b>	230/50	370	3/4"-3/4"	19x27	Man.AD90	S60X6	14,00	550X400X320
<b>097-5511-230</b>	Kit DEF	<b>40</b>	230/50	370	3/4"-3/4"	19x27	Aut.AP80	S60X6	14,75	550X400X320

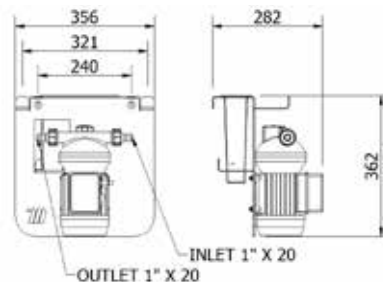
<b>097-5500-115</b>	Kit DEF	<b>40</b>	115/60	370	3/4"-3/4"	19x27	Man.AD90	SEC	13,50	550X400X320
<b>097-5501-115</b>	Kit DEF	<b>40</b>	115/60	370	3/4"-3/4"	19x27	Aut.AP80	SEC	14,25	550X400X320

<b>097-5510-115</b>	Kit DEF	<b>40</b>	115/60	370	3/4"-3/4"	19x27	Man.AD90	S60X6	13,50	550X400X320
<b>097-5511-115</b>	Kit DEF	<b>40</b>	115/60	370	3/4"-3/4"	19x27	Aut.AP80	S60X6	14,25	550X400X320

<b>097-5500-012</b>	Kit DEF	<b>34</b>	12	180	3/4"-3/4"	19x27	Man.AD90	SEC	12,00	550X400X320
<b>097-5501-012</b>	Kit DEF	<b>34</b>	12	180	3/4"-3/4"	19x27	Aut.AP80	SEC	12,75	550X400X320

<b>097-5510-012</b>	Kit DEF	<b>34</b>	12	180	3/4"-3/4"	19x27	Man.AD90	S60X6	12,00	550X400X320
<b>097-5511-012</b>	Kit DEF	<b>34</b>	12	180	3/4"-3/4"	19x27	Aut.AP80	S60X6	12,75	550X400X320

**PUMP DUTY CYCLE min: S2 20**





Electric diaphragm self-priming kit pump for DEF-AdBlue® for filling vehicles from the IBC tanks. The stainless steel support bracket allows the kit's fixing to the safety metal grid.

### “Kit DEF-AdBlue® IBC” series composed by:



**Art. 098-6500-230** Diaphragm electric pump for DEF-AdBlue® 230V 50 Hz 40 l/min cable 2 m length



**Art. 098-6500-115** Diaphragm electric pump for DEF-AdBlue® 115V 60 Hz 40 l/min cable 2 m length



**Art. 098-6500-012** Diaphragm electric pump for DEF-AdBlue® 12V 34 l/min cable 4 m length with pincers



**Art. 099-5124-000** Digital flow meter MEC 24 min-max flow rate 5-120 l/min.



**Art. 099-6600-000** Suction connections SEC



**Art. 099-6010-000** External suction connections for IBC S60X6



**Art. 921-0500-060** Antistatic rubber hose EPDM 20 bar G 3/4” 6 m length (19x27)



**Art. 912-0519-011** PU spiral suction hose d.19x27 1,1 m length



**Art. 099-6500-000** Suction hose 2” BSP SEC connection



**Art. 099-5199-000** Manual plastic nozzle “AD90” Flow rate 90 l/min



**Art. 099-5205-000** Automatic plastic nozzle with stainless steel end “AP80” 80 l/min

### OPTIONAL:



**Art. 099-5240-020** DEF-AdBlue® filter 20µ 60 l/min

# ELECTRIC DEF-AdBlue® KIT FOR IBC



**SEC**



**S60x6**

Ref.	Descrip.	Flow rate	Voltage	Power	Inlet-outlet	Conn. hose	Nozzle	Adaptor	Flow meter	Weight	Packaging
		l/min	ACV/Hz DC Volt	W	BSPG	Ø				kg	mm

<b>097-5600-230</b>	Kit DEF	<b>40</b>	230/50	370	3/4"-3/4"	19x27	Man.AD90	SEC	YES	14,00	550X400X320
<b>097-5601-230</b>	Kit DEF	<b>40</b>	230/50	370	3/4"-3/4"	19x27	Aut.AP80	SEC	YES	14,75	550X400X320

<b>097-5610-230</b>	Kit DEF	<b>40</b>	230/50	370	3/4"-3/4"	19x27	Man.AD90	S60X6	YES	14,50	550X400X320
<b>097-5611-230</b>	Kit DEF	<b>40</b>	230/50	370	3/4"-3/4"	19x27	Aut.AP80	S60X6	YES	15,25	550X400X320

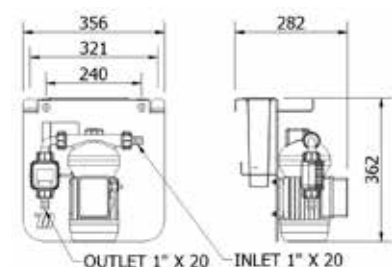
<b>097-5600-115</b>	Kit DEF	<b>40</b>	115/60	370	3/4"-3/4"	19x27	Man.AD90	SEC	YES	14,00	550X400X320
<b>097-5601-115</b>	Kit DEF	<b>40</b>	115/60	370	3/4"-3/4"	19x27	Aut.AP80	SEC	YES	14,75	550X400X320

<b>097-5610-115</b>	Kit DEF	<b>40</b>	115/60	370	3/4"-3/4"	19x27	Man.AD90	S60X6	YES	14,00	550X400X320
<b>097-5611-115</b>	Kit DEF	<b>40</b>	115/60	370	3/4"-3/4"	19x27	Aut.AP80	S60X6	YES	14,75	550X400X320

<b>097-5600-012</b>	Kit DEF	<b>34</b>	12	180	3/4"-3/4"	19x27	Man.AD90	SEC	YES	12,50	550X400X320
<b>097-5601-012</b>	Kit DEF	<b>34</b>	12	180	3/4"-3/4"	19x27	Aut.AP80	SEC	YES	13,25	550X400X320

<b>097-5610-012</b>	Kit DEF	<b>34</b>	12	180	3/4"-3/4"	19x27	Man.AD90	S60X6	YES	12,50	550X400X320
<b>097-5611-012</b>	Kit DEF	<b>34</b>	12	180	3/4"-3/4"	19x27	Aut.AP80	S60X6	YES	13,25	550X400X320

**PUMP DUTY CYCLE min: S2 20**



Electric diaphragm self-priming kit pump for DEF-AdBlue® for filling vehicles from the IBC tanks. The stainless steel support bracket allows the kit's fixing to the safety metal grid.

### “Kit DEF-AdBlue® IBC” series composed by:



**Art. 098-6500-230** Diaphragm electric pump for DEF-AdBlue® 230V 50 Hz 40 l/min cable 2 m length



**Art. 098-6500-115** Diaphragm electric pump for DEF-AdBlue® 115V 60 Hz 40 l/min cable 2 m length



**Art. 098-6500-012** Diaphragm electric pump for DEF-AdBlue® 12V 34 l/min cable 4 m length with pincers

**Art. 099-5124-000** Digital flow meter MEC 24 min-max flow rate 5-120 l/min.



**Art. 099-6600-000** Suction connections SEC



**Art. 099-6010-000** External suction connections for IBC S60X6



**Art. 921-0500-060** Antistatic rubber hose EPDM 20 bar G 3/4” 6 m length (19x27)



**Art. 912-0519-011** PU spiral suction hose d.19x27 1,1 m length



**Art. 099-6500-000** Suction hose 2” BSP SEC connection



**Art. 099-5199-000** Manual plastic nozzle “AD90” Flow rate 90 l/min



**Art. 099-5205-000** Automatic plastic nozzle with stainless steel end “AP80” 80 l/min



**Art. 099-5240-020** DEF-AdBlue® filter 20µ 60 l/min

# ELECTRIC DEF-AdBlue® KIT FOR IBC



**SEC**



**S60x6**

Ref.	Descrip.	Flow rate l/min	Voltage ACV/Hz DC Volt	Power W	Inlet-outlet BSPG	Conn. hose Ø	Nozzle	Adaptor	Flow meter	Weight kg	Packaging mm
------	----------	--------------------	------------------------------	------------	----------------------	-----------------	--------	---------	------------	--------------	-----------------

097-5620-230	Kit DEF	40	230/50	370	3/4"-3/4"	19x27	Man.AD90	SEC	YES	14,90	550X400X320
097-5621-230	Kit DEF	40	230/50	370	3/4"-3/4"	19x27	Aut.AP80	SEC	YES	15,65	550X400X320

097-5630-230	Kit DEF	40	230/50	370	3/4"-3/4"	19x27	Man.AD90	S60X6	YES	15,40	550X400X320
097-5631-230	Kit DEF	40	230/50	370	3/4"-3/4"	19x27	Aut.AP80	S60X6	YES	16,15	550X400X320

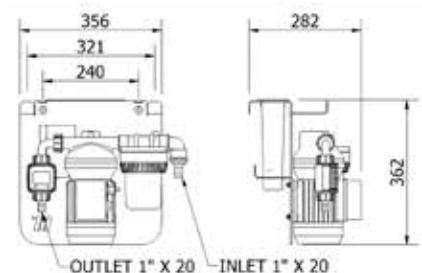
097-5620-115	Kit DEF	40	115/60	370	3/4"-3/4"	19x27	Man.AD90	SEC	YES	14,90	550X400X320
097-5621-115	Kit DEF	40	115/60	370	3/4"-3/4"	19x27	Aut.AP80	SEC	YES	15,65	550X400X320

097-5630-115	Kit DEF	40	115/60	370	3/4"-3/4"	19x27	Man.AD90	S60X6	YES	14,90	550X400X320
097-5631-115	Kit DEF	40	115/60	370	3/4"-3/4"	19x27	Aut.AP80	S60X6	YES	15,65	550X400X320

097-5620-012	Kit DEF	34	12	180	3/4"-3/4"	19x27	Man.AD90	SEC	YES	13,40	550X400X320
097-5621-012	Kit DEF	34	12	180	3/4"-3/4"	19x27	Aut.AP80	SEC	YES	14,15	550X400X320

097-5630-012	Kit DEF	34	12	180	3/4"-3/4"	19x27	Man.AD90	S60X6	YES	13,40	550X400X320
097-5631-012	Kit DEF	34	12	180	3/4"-3/4"	19x27	Aut.AP80	S60X6	YES	14,15	550X400X320

**PUMP WORKING CYCLE min: S2 20**



DEF-AdBlue® Kit suitable for filling vehicles from the barrels. Composed by: stainless steel support bracket for barrels fixing, self-priming electric diaphragm pump, manual or automatic nozzle, delivery EPDM hose 6 m length, and suction connections.

## “Barrel Kit” series composed by:



**Art. 098-6500-230** Diaphragm electric pump for DEF-AdBlue® 230V 50 Hz 40 l/min cable 2 m length

**Art. 098-6500-115** Diaphragm electric pump for DEF-AdBlue® 115V 60 Hz 40 l/min cable 2 m length



**Art. 098-6500-012** Diaphragm electric pump for DEF-AdBlue® 12V 34 l/min cable 4 m length with pincers



**Art. 099-6504-000** Suction kit AF2” 56x4 1” BSP



**Art. 921-0500-060** Antistatic hose EPDM 20 bar G 3/4” 6 m length (19x27)



**Art. 912-0519-011** PU spiral suction hose d.19x27 1,1 m length



**Art. 099-5199-000** Manual plastic nozzle “AD90” Flow rate 90 l/min



**Art. 099-5205-000** Automatic plastic nozzle with stainless steel end “AP80” 80 l/min



# ELECTRIC PUMPS KIT FOR DEF-AdBlue® TRANSFER “Barrel Kit”



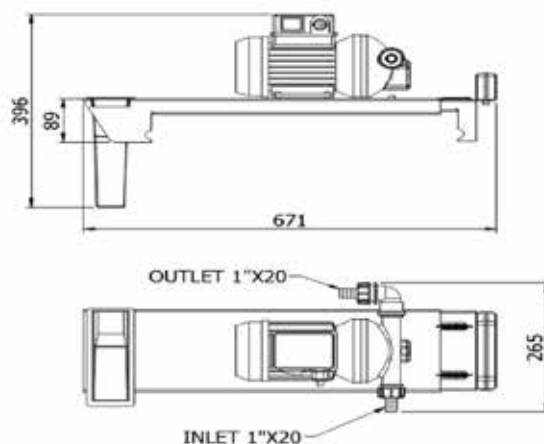
Ref.	Descrip.	Flow rate	Voltage	Power	Inlet-outlet	Conn. hose	Nozzle	Suction kit	Weight	Packaging
		l/min	AC V./Hz DC Volt	W	BSPG	Ø			kg	mm

<b>097-5700-230</b>	Barrel Kit	<b>40</b>	230/50	370	3/4"-3/4"	19x27	Man.AD90	YES	18,00	760X760X265
<b>097-5701-230</b>	Barrel Kit	<b>40</b>	230/50	370	3/4"-3/4"	19x27	Aut.AP80	YES	18,75	760X760X265

<b>097-5700-115</b>	Barrel Kit	<b>40</b>	115/60	370	3/4"-3/4"	19x27	Man.AD90	YES	18,00	760X760X265
<b>097-5701-115</b>	Barrel Kit	<b>40</b>	115/60	370	3/4"-3/4"	19x27	Aut.AP80	YES	18,75	760X760X265

<b>097-5700-012</b>	Barrel Kit	<b>34</b>	12	180	3/4"-3/4"	19x27	Man.AD90	YES	16,50	760X760X265
<b>097-5701-012</b>	Barrel Kit	<b>34</b>	12	180	3/4"-3/4"	19x27	Aut.AP80	YES	17,25	760X760X265

**PUMP DUTY CYCLE min: S2 20**



DEF-AdBlue® Kit suitable for filling vehicles from the barrels. Composed by: stainless steel support bracket for barrels fixing, self-priming electric diaphragm pump, manual or automatic nozzle, delivery EPDM hose 6 m length, and suction connections

## “Barrel Kit” series composed by:



**Art. 098-6500-230** Diaphragm electric pump for DEF-AdBlue® 230V 50 Hz 40 l/min cable 2 m length

**Art. 098-6500-115** Diaphragm electric pump for DEF-AdBlue® 115V 60 Hz 40 l/min cable 2 m length



**Art. 098-6500-012** Diaphragm electric pump for DEF-AdBlue® 12V 34 l/min cable 4 m length mtwith pincers



**Art. 099-5124-000** Digital flow meter MEC 24 min-max flow rate min-max 5-120 l/min.



**Art. 099-6504-000** Suction kit AF2” 56x4 1” BSP



**Art. 921-0500-060** Antistatic hose EPDM 20 bar G 3/4” 6 m length (19x27)



**Art. 912-0519-011** PU spiral suction hose d.19x27 1,1 m length



**Art. 099-5199-000** Manual plastic nozzle “AD90” Flow rate 90 l/min



**Art. 099-5205-000** Automatic plastic nozzle with stainless steel end “AP80” 80 l/min

# ELECTRIC PUMPS KIT FOR DEF-AdBlue® TRANSFER “Barrel Kit”



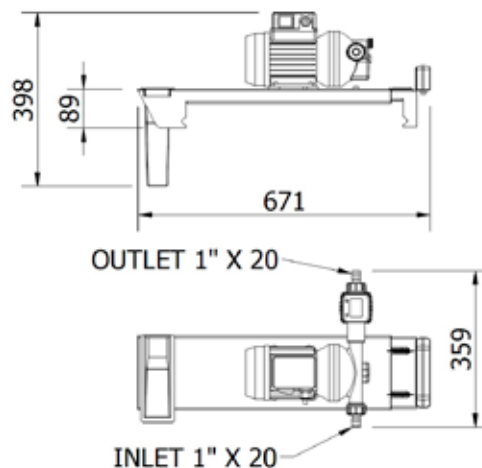
Ref.	Descrip.	Flow rate	Voltage	Power	Inlet-outlet	Conn. hose	Nozzle	Suction kit	Flow meter	Weight	Packaging
		l/min	AC V./Hz DC Volt	W	BSPG	Ø				kg	mm

<b>097-5710-230</b>	Barrel Kit	<b>40</b>	230/50	370	3/4"-3/4"	19x27	Man.AD90	YES	YES	18,35	760X760X265
<b>097-5711-230</b>	Barrel Kit	<b>40</b>	230/50	370	3/4"-3/4"	19x27	Aut.AP80	YES	YES	19,10	760X760X265

<b>097-5710-115</b>	Barrel Kit	<b>40</b>	115/60	370	3/4"-3/4"	19x27	Man.AD90	YES	YES	18,35	760X760X265
<b>097-5711-115</b>	Barrel Kit	<b>40</b>	115/60	370	3/4"-3/4"	19x27	Aut.AP80	YES	YES	19,10	760X760X265

<b>097-5710-012</b>	Barrel Kit	<b>34</b>	12	180	3/4"-3/4"	19x27	Man.AD90	YES	YES	16,85	760X760X265
<b>097-5711-012</b>	Barrel Kit	<b>34</b>	12	180	3/4"-3/4"	19x27	Aut.AP80	YES	YES	17,60	760X760X265

**PUMP DUTY CYCLE min: S2 20**



DEF-AdBlue® kit suitable for filling vehicles from the barrels.

Composed by: electric diaphragm self-priming pump, manual or automatic nozzle, delivery EPDM hose 6 m length, suction hose with valve+filter.

## “Portable kit DEF-AdBlue®” series composed by:



**Art. 098-6500-230** Diaphragm electric pump for DEF-AdBlue® 230V 50 Hz 40 l/min cable 2 m length

**Art. 098-6500-115** Diaphragm electric pump for DEF-AdBlue® 115V 60 Hz 40 l/min cable 2 m length



**Art. 098-6500-012** Diaphragm electric pump for DEF-AdBlue® 12V 34 l/min cable 4 m length with pincers

**Art. 098-6500-024** Diaphragm electric pump for DEF-AdBlue® 24V 34 l/min cable 4 m length with pincers



**Art. 099-6512-015** Kit PU spiral suction hose d.19x27 1,5 m length



**Art. 921-0500-060** Antistatic hose EPDM 20 bar G 3/4” 6 m length (19x27)



**Art. 099-5199-000** Manual plastic nozzle “AD90” Flow rate 90 l/min



**Art. 099-5205-000** Automatic plastic nozzle with stainless steel end “AP80” 80 l/min

# PORTABLE ELECTRIC PUMPS KIT FOR DEF-AdBlue®



Ref.	Descrip.	Flow rate	Voltage	Power	Inlet-outlet	Conn. hose	Nozzle	Valve+filter	Weight	Packaging
		l/min	AC V./Hz DC Volt	W	BSPG	Ø			kg	mm

097-5800-230	Portable kit	40	230/50	370	3/4"-3/4"	19x27	Man.AD90	Valve+filter	11,50	410X400X320
097-5801-230	Portable kit	40	230/50	370	3/4"-3/4"	19x27	Aut.AP80	Valve+filter	12,25	410X400X320

097-5800-115	Portable kit	40	115/60	370	3/4"-3/4"	19x27	Man.AD90	Valve+filter	11,50	410X400X320
097-5801-115	Portable kit	40	115/60	370	3/4"-3/4"	19x27	Aut.AP80	Valve+filter	12,25	410X400X320

097-5800-012	Portable kit	34	12	180	3/4"-3/4"	19x27	Man.AD90	Valve+filter	10,00	410X400X320
097-5801-012	Portable kit	34	12	180	3/4"-3/4"	19x27	Aut.AP80	Valve+filter	10,75	410X400X320

097-5800-024	Portable kit	34	24	180	3/4"-3/4"	19x27	Man.AD90	Valve+filter	10,00	410X400X320
097-5801-024	Portable kit	34	24	180	3/4"-3/4"	19x27	Aut.AP80	Valve+filter	10,75	410X400X320

**PUMP DUTY CYCLE min: S2 20**



DEF-AdBlue® kit suitable for filling vehicles from the barrels. Composed by: electric diaphragm self-priming pump, manual or automatic nozzle, delivery EPDM hose 6 m length, suction hose with valve+filter.

### “Portable kit DEF-AdBlue®” series composed by:



**Art. 098-6500-230** Diaphragm electric pump for DEF-AdBlue® 230V 50 Hz 40 l/min cable 2 m length

**Art. 098-6500-115** Diaphragm electric pump for DEF-AdBlue® 115V 60 Hz 40 l/min cable 2 m length



**Art. 098-6500-012** Diaphragm electric pump for DEF-AdBlue® 12V 34 l/min cable 4 m length with pincers

**Art. 098-6500-024** Diaphragm electric pump for DEF-AdBlue® 24V 34 l/min cable 4 m length with pincers



**Art. 099-5124-000** Digital flow meter MEC 24 min-max flow rate min-max 5-120 l/min.



**Art. 099-6512-015** Kit PU spiral suction hose d.19x27 1,5 m length



**Art. 921-0500-060** Antistatic hose EPDM 20 bar G 3/4” 6 m length (19x27)



**Art. 099-5199-000** Manual plastic nozzle “AD90” Flow rate 90 l/min



**Art. 099-5205-000** Automatic plastic nozzle with stainless steel end “AP80” 80 l/min

# PORTABLE ELECTRIC PUMPS KIT FOR DEF-AdBlue®



Ref.	Descrip.	Flow rate	Voltage	Power	Inlet-outlet	Conn. hose	Nozzle	Valve+filter	Flow meter	Weight	Packaging
		l/min	AC V./Hz DC Volt	W	BSPG	Ø				kg	mm

<b>097-5810-230</b>	Portable kit	<b>40</b>	230/50	370	3/4"-3/4"	19x27	Man.AD90	Valve+filter	YES	11,85	410X400X320
<b>097-5811-230</b>	Portable kit	<b>40</b>	230/50	370	3/4"-3/4"	19x27	Aut.AP80	Valve+filter	YES	12,60	410X400X320

<b>097-5810-115</b>	Portable kit	<b>40</b>	115/60	370	3/4"-3/4"	19x27	Man.AD90	Valve+filter	YES	11,85	410X400X320
<b>097-5811-115</b>	Portable kit	<b>40</b>	115/60	370	3/4"-3/4"	19x27	Aut.AP80	Valve+filter	YES	12,60	410X400X320

<b>097-5810-012</b>	Portable kit	<b>34</b>	12	180	3/4"-3/4"	19x27	Man.AD90	Valve+filter	YES	10,35	410X400X320
<b>097-5811-012</b>	Portable kit	<b>34</b>	12	180	3/4"-3/4"	19x27	Aut.AP80	Valve+filter	YES	11,10	410X400X320

<b>097-5810-024</b>	Portable kit	<b>34</b>	24	180	3/4"-3/4"	19x27	Man.AD90	Valve+filter	YES	10,35	410X400X320
<b>097-5811-024</b>	Portable kit	<b>34</b>	24	180	3/4"-3/4"	19x27	Aut.AP80	Valve+filter	YES	11,10	410X400X320

**PUMP DUTY CYCLE min: S2 20**

Solid cabinet in varnished anti-corrosion steel equipped with key closure. The dispenser pump group lies inside with anti-vibration supports. Composed by: electric diaphragm self-priming pump, automatic nozzle, delivery EPDM hose 6 m length, suction hose with valve+filter.

### “Meclube Box DEF-AdBlue®” series composed by:



**Art. 098-6500-230** Diaphragm electric pump for DEF-AdBlue® 230V 50 Hz 40 l/min cable 2 m length

**Art. 098-6500-115** Diaphragm electric pump for DEF-AdBlue® 115V 60 Hz 40 l/min cable 2 m length



**Art. 098-6500-012** Diaphragm electric pump for DEF-AdBlue® 12V 34 l/min cable 4 m length with pincers



**Art. 099-5124-000** Digital flow meter MEC 24 min-max flow rate min-max 5-120 l/min.



**Art. 099-6512-015** Kit PU spiral suction hose d.19x27 1,5 m length



**Art. 921-0500-060** Antistatic hose EPDM 20 bar G 3/4” 6 m length (19x27)



**Art. 099-5205-000** Automatic plastic nozzle with stainless steel end “AP80” 80 l/min



**Art. 099-5210-000** Automatic stainless steel nozzle “AD80” Flow rate 80 l/min  
With swiveling joint



**Art. 090-5053-000** Cabinet for pump group

# CABINET DISTRIBUTOR FOR DEF-AdBlue® “Meclube Box”



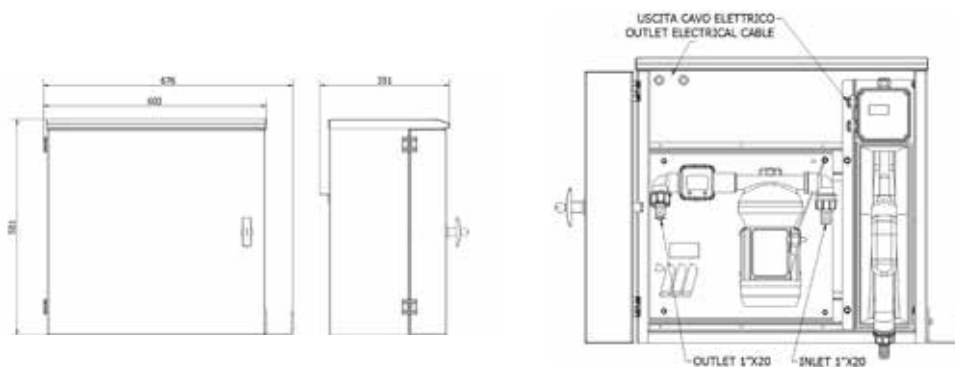
Ref.	Descrip.	Flow rate	Voltage	Power	Inlet-outlet	Conn. hose	Nozzle	Valve+filter	Flow meter	Weight	Packaging
		l/min	AC V/Hz DC Volt	W	BSPG	Ø				kg	mm

<b>097-5910-230</b>	Meclube Box	<b>40</b>	230/50	370	3/4"-3/4"	19x27	Aut.AP80	Valve+filter	YES	43,00	630X380X605
<b>097-5911-230</b>	Meclube Box	<b>40</b>	230/50	370	3/4"-3/4"	19x27	Aut.AD80	Valve+filter	YES	44,60	630X380X605

<b>097-5910-115</b>	Meclube Box	<b>40</b>	115/60	370	3/4"-3/4"	19x27	Aut.AP80	Valve+filter	YES	43,00	630X380X605
<b>097-5911-115</b>	Meclube Box	<b>40</b>	115/60	370	3/4"-3/4"	19x27	Aut.AD80	Valve+filter	YES	44,60	630X380X605

<b>097-5910-012</b>	Meclube Box	<b>34</b>	12V	180	3/4"-3/4"	19x27	Aut.AP80	Valve+filter	YES	41,50	630X380X605
<b>097-5911-012</b>	Meclube Box	<b>34</b>	12V	180	3/4"-3/4"	19x27	Aut.AD80	Valve+filter	YES	43,10	630X380X605

**PUMP DUTY CYCLE min: S2 20**



Solid cabinet in varnished anti-corrosion steel equipped with key closure. The dispenser pump group lies inside with anti-vibration supports. Composed by: electric diaphragm self-priming pump, automatic nozzle, delivery EPDM hose 6 m length, suction hose with valve+filter.

**“Meclube Box DEF-AdBlue®” series composed by:**



**Art. 098-6500-230** Diaphragm electric pump for DEF-AdBlue® 230V 50 Hz 40 l/min cable 2 m length

**Art. 098-6500-115** Diaphragm electric pump for DEF-AdBlue® 115V 60 Hz 40 l/min cable 2 m length



**Art. 099-5124-000** Digital flow meter MEC 24 min-max flow rate min-max 5-120 l/min.



**Art. 099-6512-015** Kit PU spiral suction hose d.19x27 1,5 m length



**Art. 921-0500-060** Antistatic hose EPDM 20 bar G 3/4” 6 m length (19x27)



**Art. 099-5205-000** Automatic plastic nozzle with stainless steel end “AP80” 80 l/min



**Art. 099-5210-000** Automatic stainless steel nozzle “AD80” Flow rate 80 l/min  
With swiveling joint



**Art. 099-5240-020** DEF-AdBlue® transparent delivery filter  
Filtering capacity 20 μ



**Art. 090-5053-000** Cabinet for pump group

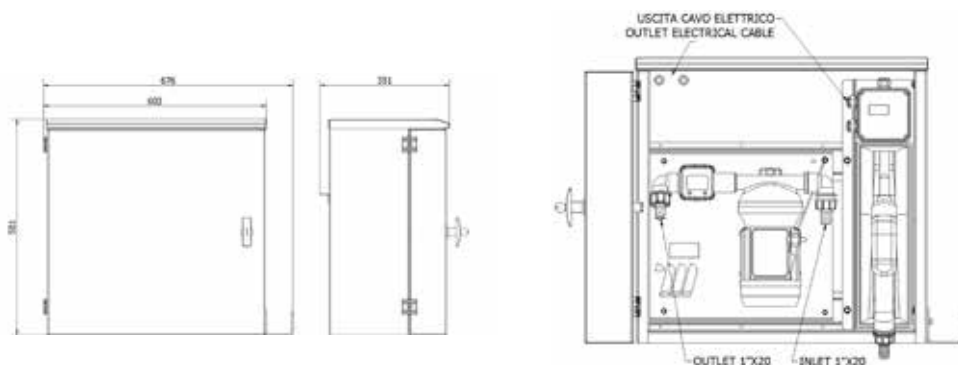


# CABINET DISTRIBUTOR FOR DEF-AdBlue® “Meclube Box”



Ref.	Descrip.	Flow rate	Voltage	Power	Inlet-outlet	Conn. hose	Nozzle	Filter	Flow meter	Weight	Packaging
		l/min	AC V/Hz DC Volt	W	BSPG	Ø				kg	mm
<b>097-5920-230</b>	Meclube Box	<b>40</b>	230/50	370	3/4"-3/4"	19x27	Aut.AP80	20 µ	SI	43,90	630X380X605
<b>097-5921-230</b>	Meclube Box	<b>40</b>	230/50	370	3/4"-3/4"	19x27	Aut.AD80	20 µ	SI	45,50	630X380X605
<b>097-5920-115</b>	Meclube Box	<b>40</b>	115/60	370	3/4"-3/4"	19x27	Aut.AP80	20 µ	SI	43,90	630X380X605
<b>097-5921-115</b>	Meclube Box	<b>40</b>	115/60	370	3/4"-3/4"	19x27	Aut.AD80	20 µ	SI	45,50	630X380X605

**PUMP DUTY CYCLE min: S2 20**



DEF-AdBlue® transferring kit in solid structure for private use. It allows the quick and clean filling of the vehicles. It permits the following functions: the identification of the authorised users, the pre-selection of dispensed quantity, the detection of the total consumption and the single-user consumption, the record of the deliveries and the management of 200 users. The system is equipped with key-manager to start the delivery quickly. The system includes the nozzle holder with microswitch to turn the pump on/off, automatic nozzle with swiveling joint and side hose holder. The equipment can be fixed to the wall, to a tank or to its own column.

## “Electronic Cami Dispenser” series composed by:



**Art. 098-6500-230** Diaphragm electric pump for DEF-AdBlue® 230V 50 Hz 40 l/min  
cable 2 m length



**Art. 921-0500-060** Antistatic hose EPDM 20 bar G 3/4" 6 m length (19x27)



**Art. 099-5210-000** Automatic stainless steel nozzle “AD80” Flow rate 80 l/min  
With swiveling joint



**Art. 092-5200-230** Electronic control unit MecGest 110/230V 50Hz  
Software included



**Art. 099-5170-040** Mechanical pulsed flow meter MGI-40 **HALL EFFECT**



**Art. 092-5220-000** Codified communication kit USB key reader for PC



**Art. 092-5300-000** Red Key- Manager - nr. 1 pc.



**Art. 090-5073-000** Base Column Cami-Dispenser

### OPTIONAL:



**Art. 092-5300-010** Kit blue keys - Users - 10 pcs



**Art. 099-5240-020** DEF-AdBlue® filter 20µ 60 l/min

# DEF-AdBlue® TRANSFER SYSTEM “Electronic Cami Dispenser”



Art. 097-5074-230



Art. 097-5075-230

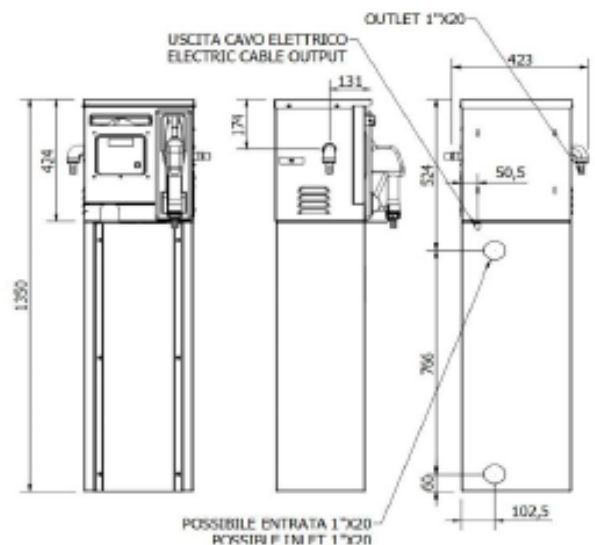
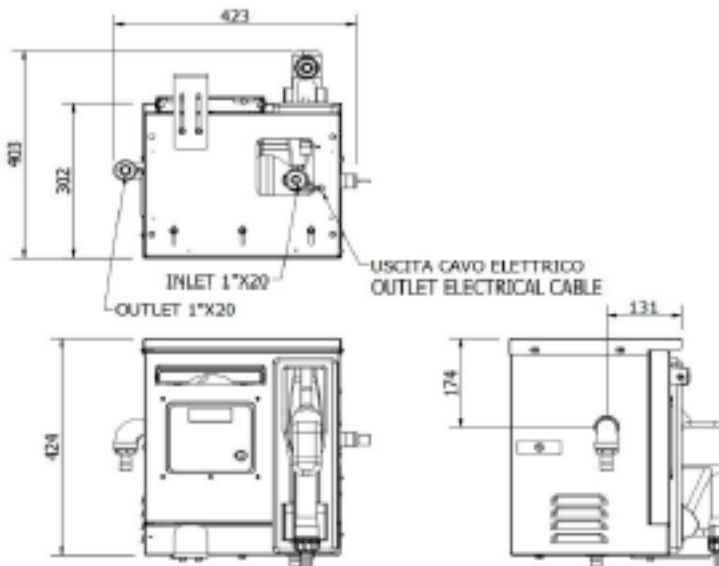
Ref.	Descrip.	Flow rate	Voltage	Power	Inlet-outlet	Conn. hose	Nozzle	Flow meter	Working cycle	Column	Weight
		l/min	AC V/Hz	W	BSPG	Ø			min		kg

<b>097-5074-230</b>	Cami Dispenser	<b>40</b>	230/50	370	3/4"-3/4"	19x27	Aut.AD80	MGI-40	S20-20	NO	28,00
---------------------	----------------	-----------	--------	-----	-----------	-------	----------	--------	--------	----	-------

<b>097-5075-230</b>	Cami Dispenser	<b>40</b>	230/50	370	3/4"-3/4"	19x27	Aut.AD80	MGI-40	S20-20	YES	51,50
---------------------	----------------	-----------	--------	-----	-----------	-------	----------	--------	--------	-----	-------

Ref.	Packaging (mm)	Nr. Of boxes
------	----------------	--------------

<b>097-5074-230</b>	505x355x425	1
<b>097-5075-230</b>	505x355x425 - 365x305x945	2



## DEF-AdBlue® TRANSFER SYSTEM “Electronic Cami Dispenser LC”

DEF-AdBlue® transferring kit for private use. It allows the quick and safe filling of the vehicles. It also permits to measure and record the dispensed quantities. It permits the following functions: the preselection of the dispatched quantity, to see the total dispensed and each single dispense, to memorize the dispatches. The systems comes with a Lan Connection that enables the constant communication with the software, the reception of the type of configuration from remote and the report sending of the dispenses, MecGest can manage up to 200 users. The system is equipped with user-key and manager-key, to quickly start the dispatch. It is equipped with nozzle holder, microswitch to turn the pump on/off, automatic nozzle with swiveling joint, and extractable hose support. The equipment can be fixed to the wall, to a tank or to its column.

### “Electronic Cami Dispenser LC” series composed by:



**Art. 098-6500-230** Diaphragm electric pump for DEF-AdBlue® 230V 50 Hz 40 l/min  
cable 2 m lenght



**Art. 921-0500-060** Antistatic hose EPDM 20 bar G 3/4” 6 m lenght (19x27)



**Art. 099-5210-000** Automatic stainless steel nozzle “AD80” Flow rate 80 l/min  
With swiveling joint



**Art. 092-5200-230** Electronic control unit MecGest 110/230V 50Hz  
Software included



**Art. 099-5170-040** Mechanical pulsed flow meter MGI-40 **HALL EFFECT**



**Art. 092-5350-001** Codified Kit Lan Connection USB - RS485



**Art. 090-5073-000** Base Column Cami-Dispenser

#### OPTIONAL:



**Art. 092-5300-010** Kit blue keys - Users - 10 pcs



**Art. 092-5220-000** Codified communication kit USB key reader for PC



**Art. 099-5240-020** DEF-AdBlue® filter 20µ 60 l/min

# DEF-AdBlue® TRANSFER SYSTEM “Electronic Cami Dispenser LC”



Art. 097-5076-230



Art. 097-5077-230

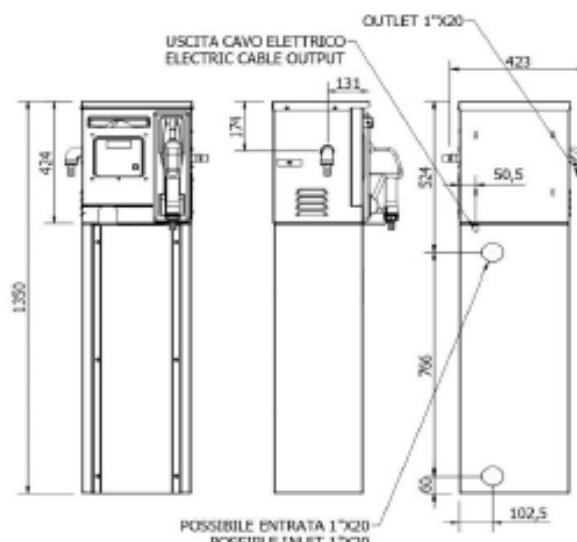
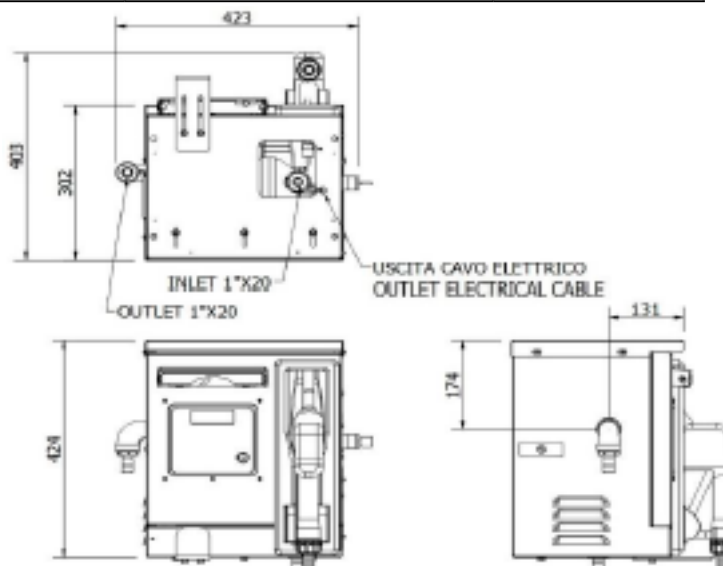
Ref.	Descr.	Flow rate	Voltage	Power	Inlet-outlet	Conn. hose	Nozzle	Flow meter	Working cycle	Column	Weight
		l/min	AC V/Hz	W	BSPG	Ø			min		kg

097-5076-230	Cami Dispenser	40	230/50	370	3/4"-3/4"	19x27	Aut.AD80	MGI-40	S2 20	NO	28,00
--------------	----------------	----	--------	-----	-----------	-------	----------	--------	-------	----	-------

097-5077-230	Cami Dispenser	40	230/50	370	3/4"-3/4"	19x27	Aut.AD80	MGI-40	S2 20	YES	51,50
--------------	----------------	----	--------	-----	-----------	-------	----------	--------	-------	-----	-------

Ref.	Packaging (mm)	Nr. Of boxes
------	----------------	--------------

097-5076-230	505x355x425	1
097-5077-230	505x355x425 - 365x305x945	2





DEF-AdBlue® transferring kit in solid structure for private use. It allows the quick and clean filling of the vehicles. It permits the following functions: the identification of the authorised users, the pre-selection of dispensed quantity, the detection of the total consumption and the single-user consumption, the storage of the deliveries and the management of 200 users. The system is equipped with key-manager to start the delivery quickly. The system includes the nozzle holder with microswitch to turn the pump on/off, automatic nozzle with swiveling joint and side hose holder.

## “Electronic Gaia Service” series composed by:



**Art. 098-6500-230** Diaphragm electric pump for DEF-AdBlue® 230V 50 Hz 40 l/min  
cable 2 m lenght



**Art. 921-0500-060** Antistatic hose EPDM 20 bar G 3/4” 6 m lenght (19x27)



**Art. 099-5210-000** Automatic stainless steel nozzle “AD80” Flow rate 80 l/min  
With swiveling joint



**Art. 092-5200-230** Electronic control unit MecGest 110/230V 50Hz  
Software included



**Art. 099-5170-040** Mechanical pulsed flow meter MGI-40 **HALL EFFECT**



**Art. 099-5240-020** DEF-AdBlue® filter 20µ 60 l/min



**Art. 092-5220-000** Codified communication kit USB key reader for PC



**Art. 092-5300-000** Red Key- Manager - nr. 1 pc.

### OPTIONAL:



**Art. 092-5300-010** Kit blue keys - Users - 10 pcs

# DEF-AdBlue® TRANSFER SYSTEM “Electronic Gaia Service”



Art. 097-5084-230

H. 1380 mm



Art. 097-5085-230

H. 980 mm

Ref.	Descrip.	Flow rate	Voltage	Power	Inlet-outlet	Conn. hose	Nozzle	Flow meter	Filter	Working cycle	Weight
		l/min	AC V/Hz	W	BSPG	Ø				min	kg

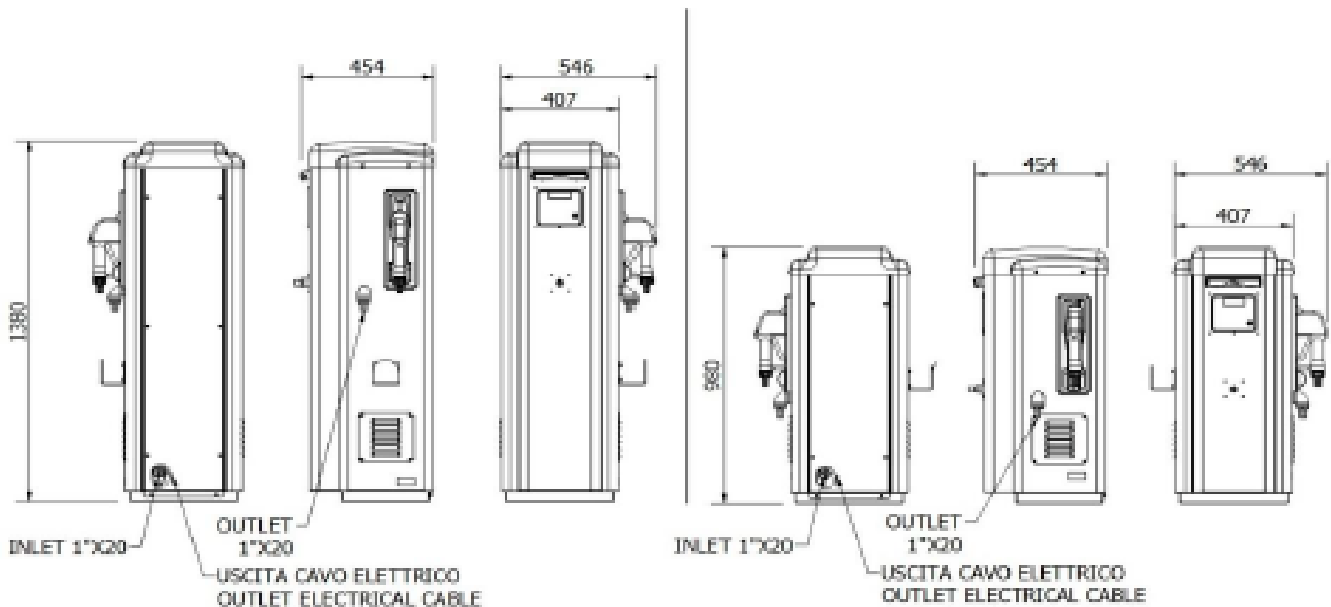
**H. 1380 mm**

<b>097-5084-230</b>	Gaia Service	<b>40</b>	230/50	370	3/4"-3/4"	19x27	Aut.AD80	MGI-40	YES	S2 20	67,50
---------------------	--------------	-----------	--------	-----	-----------	-------	----------	--------	-----	-------	-------

**H. 980 mm Suitable for tank fixing**

<b>097-5085-230</b>	Gaia "Tank"	<b>40</b>	230/50	370	3/4"-3/4"	19x27	Aut.AD80	MGI-40	YES	S2 20	59,50
---------------------	-------------	-----------	--------	-----	-----------	-------	----------	--------	-----	-------	-------

Ref.	Packaging (mm)	Nr. Of boxes
<b>097-5084-230</b>	530x490x1410	1
<b>097-5085-230</b>	530x490x1010	2



DEF-AdBlue® transferring kit in solid structure for private use. It allows the quick and clean filling of the vehicles. It also permits to measure and record the dispensed quantities. It permits the following functions: the preselection of the dispatched quantity, to see the total dispensed and each single dispense, to memorize the dispatches. The systems comes with a Lan Connection that enables the constant communication with the software, the reception of the type of configuration from remote and the report sending of the dispenses, MecGest can manage up to 200 users. The system includes the nozzle holder with microswitch to turn the pump on/off, automatic nozzle with swiveling joint and hose holder.

## “Electronic Gaia Service LC” series composed by:



**Art. 098-6500-230** Diaphragm electric pump for DEF-AdBlue® 230V 50 Hz 40 l/min  
cable 2 m lenght



**Art. 921-0500-060** Antistatic hose EPDM 20 bar G 3/4” 6 m lenght (19x27)



**Art. 099-5210-000** Automatic stainless steel nozzle “AD80” Flow rate 80 l/min  
With swiveling joint



**Art. 092-5200-230** Electronic control unit MecGest 110/230V 50Hz  
Software included



**Art. 099-5170-040** Mechanical pulsed flow meter MGI-40 **HALL EFFECT**



**Art. 099-5240-020** DEF-AdBlue® filter 20µ 60 l/min



**Art. 092-5350-001** Coded Kit Lan Connection USB - RS485

## OPTIONAL:



**Art. 092-5300-010** Kit blue keys - Users - 10 pcs



**Art. 092-5220-000** Coded communication kit USB key reader for PC






Art. 097-5086-230

H. 1380 mm



Art. 097-5087-230

H. 980 mm

Ref.	Descrip.	Flow rate	Voltage	Power	Inlet-outlet	Conn. hose	Nozzle	Flow meter	Filter	Working cycle	Weight
		l/min	AC V/Hz	W	BSPG	Ø				min	kg

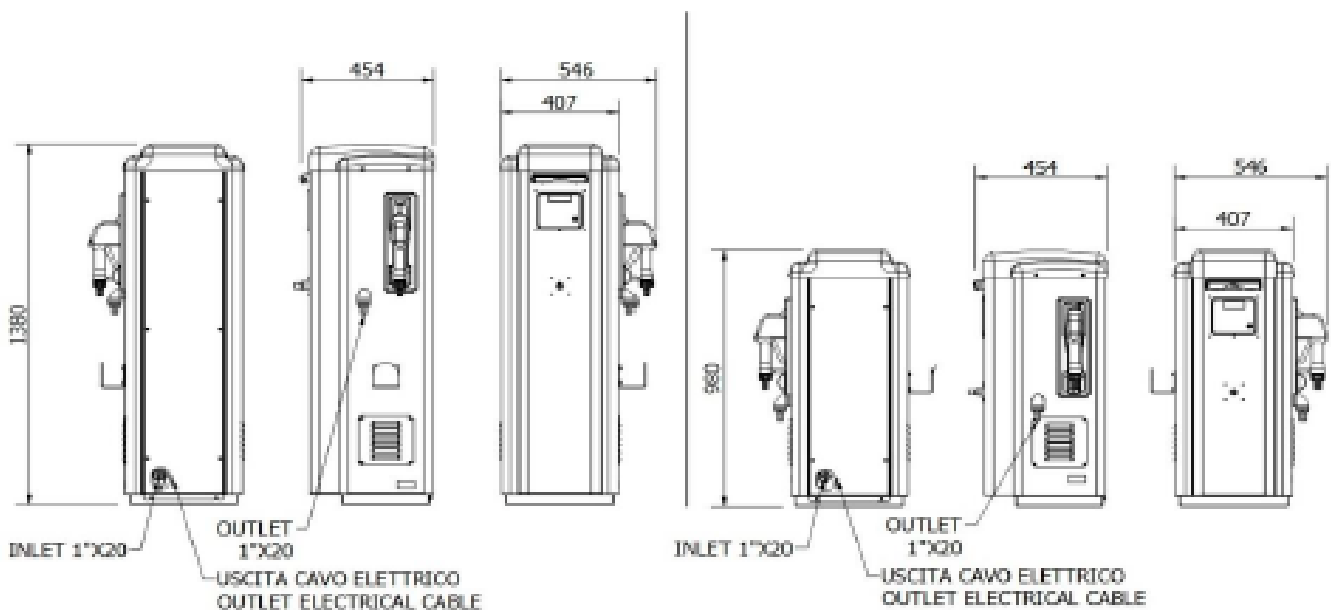
**H. 1380 mm**

<b>097-5086-230</b>	Gaia Service	<b>40</b>	230/50	370	3/4"-3/4"	19x27	Aut.AD80	MGI-40	YES	S2 20	67,50
---------------------	--------------	-----------	--------	-----	-----------	-------	----------	--------	-----	-------	-------

**H. 980 mm Suitable for tank fixing**

<b>097-5087-230</b>	Gaia "Tank"	<b>40</b>	230/50	370	3/4"-3/4"	19x27	Aut.AD80	MGI-40	YES	S2 20	59,50
---------------------	-------------	-----------	--------	-----	-----------	-------	----------	--------	-----	-------	-------

Ref.	Packaging (mm)	Nr. Of boxes
<b>097-5086-230</b>	530x490x1410	1
<b>097-5087-230</b>	530x490x1010	2



Rigid polyethylene tank for DEF-AdBlue® transport for non-commercial use, with built-in transfer unit consisting of rotary vane self-priming pump available in various voltages (12-24V). Delivery hose  $\varnothing$  19 mm 4 m length and automatic nozzle. The system is available at 220 liters and can be integrated with digital flow meter. The tank is equipped with 2" filling plug with pressurizing/depressurizing relief valve. See ADR Regulations at page 180.

### “DEF-AdBlue® Tank 220” series composed by:



**Art. 097-6220-000** Tank 220 l without pumps



**Art. 098-6500-012** Electric diaphragm pump for DEF-AdBlue® 12V 34 l/min cable 4 m length with pincers

**Art. 098-6500-024** Electric diaphragm pump for DEF-AdBlue® 24V 34 l/min cable 4 m length with pincers



**Art. 099-5124-000** Digital flow meter MEC 24 min-max flow rate 5-120 l/min.



**Art. 921-0500-040** Antistatic hose EPDM 20 bar G 3/4" 4 m length (19x27)






**Art. 099-5210-000** Automatic stainless steel nozzle “AD80” Flow rate 80 l/min



# DEF-AdBlue® TANK 220

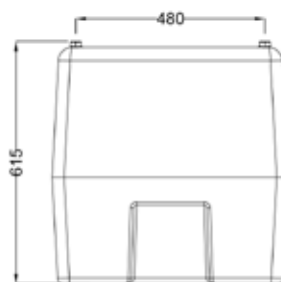
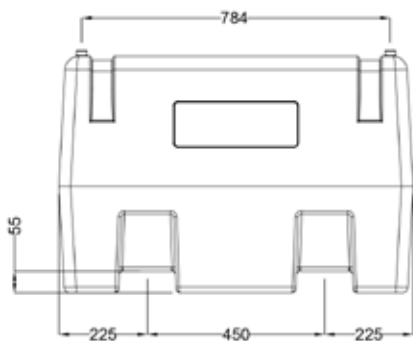


Ref.	Descrip.	Flow meter	Voltage	Power	Inlet-outlet	Conn. hose	Nozzle	Cable L.mt	Flow meter	Weight	Packaging
		l/min	DC Volt	W	BSPG	Ø				kg	mm

097-6220-012	Tank 220 l	34	12	180	3/4"-3/4"	19x27	Aut.AD80	4	NO	37,00	910X600X620
097-6221-012	Tank 220 l	34	12	180	3/4"-3/4"	19x27	Aut.AD80	4	YES	37,35	910X600X620

097-6220-024	Tank 220 l	34	24	180	3/4"-3/4"	19x27	Aut.AD80	4	NO	37,00	910X600X620
097-6221-024	Tank 220 l	34	24	180	3/4"-3/4"	19x27	Aut.AD80	4	YES	37,35	910X600X620

PUMP DUTY CYCLE min: S2 20



Rigid polyethylene tank for DEF-AdBlue® transport for non-commercial use, with built-in transfer unit consisting of rotary vane self-priming pump available in various voltages (12-24V). Delivery hose  $\varnothing$  19 mm 4 m length and automatic nozzle. The system is available at 440 liters and can be integrated with digital flow meter. The tank is equipped with 2" filling plug with pressurizing/depressurizing relief valve. See ADR Regulations at page 180.

### “DEF-AdBlue® Tank 440” series composed by:



**Art. 097-6440-000** Tank 440 l without pumps



**Art. 098-6500-012** Electric diaphragm pump for DEF-AdBlue® 12V 34 l/min cable 4 m length with pincers

**Art. 098-6500-024** Electric diaphragm pump for DEF-AdBlue® 24V 34 l/min cable 4 m length with pincers



**Art. 099-5124-000** Digital flow meter MEC 24 min-max flow rate min-max 5-120 l/min.



**Art. 921-0500-040** Antistatic hose EPDM 20 bar G 3/4" 4 m length (19x27)






**Art. 099-5210-000** Automatic stainless steel nozzle “AD80” Flow rate 80 l/min



**Art. 099-6000-440** Probe for tank 330 l - 440 l

# DEF-AdBlue® TANK 440

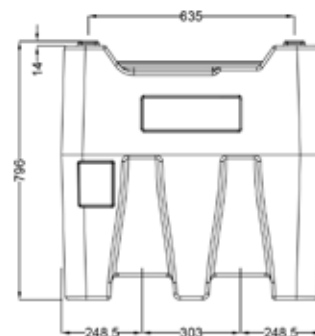
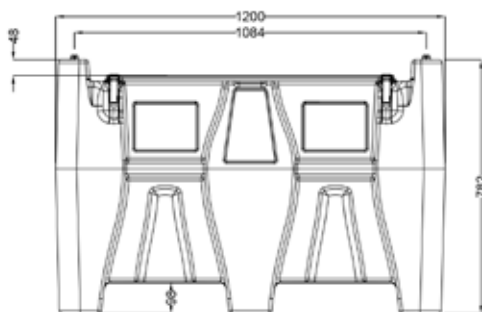


Ref.	Descrip.	Flow rate	Voltage	Power	Inlet-outlet	Conn. hose	Nozzle	Cable L.mt	Flow meter	Weight	Packaging
		l/min	DC Volt	W	BSPG	Ø				kg	mm

097-6440-012	Tank 440 I	34	12	180	3/4"-3/4"	19x27	Aut.AD80	4	NO	59,00	1200X800X785
097-6441-012	Tank 440 I	34	12	180	3/4"-3/4"	19x27	Aut.AD80	4	YES	59,35	1200X800X785

097-6440-024	Tank 440 I	34	24	180	3/4"-3/4"	19x27	Aut.AD80	4	NO	59,00	1200X800X785
097-6441-024	Tank 440 I	34	24	180	3/4"-3/4"	19x27	Aut.AD80	4	YES	59,35	1200X800X785

**PUMP DUTY CYCLE min: S2 20**



Tank made of linear high density polyethylene, resistant to UV radiations with distribution cabinet for DEF-AdBlue® Arla32. It is available in the version of 12V and 230V, with digital flow meter, stainless steel automatic nozzle, key lock and EPDM delivery hose of 3/4” L. 6m. The tank is available of 3000 l and 5000 l with closing cap with D. 42 cm.

DEF-Tank is provided with 1” vent valve, 2” filling hose and 1” suction hose.

The tank is designed to allow a great functioning of SCR systems (Selective Catalytic Reduction).



Diesel Exhaust  
Fluid



**“DEF-Tank” series composed by:**

**Art. 097-9300-000** 3000 l polyethylene tank

**Art. 097-9500-000** 5000 l polyethylene tank



**Art. 097-5911-230** Meclube Box 230V, automatic nozzle AD80 digital flow meter and hose 3/4” length.6 m

**Art. 097-5911-012** Meclube Box 12V, automatic nozzle AD80 digital flow meter and hose 3/4” length.6 m





# AdBlue® TANK-DISTRIBUTOR “DEF-Tank”



## Tank Technical Data

Ref.	Description	Capacity	Voltage	Width	Depth	Height	Total weight	Packaging
		l	AC V./Hz DC Volt	mm	mm	mm	Kg	mm
<b>097-9300-230</b>	<b>DEF-Tank</b>	<b>3000</b>	230/50	2200	1820	1910	169,10	2200X1600X2060
<b>097-9300-012</b>	<b>DEF-Tank</b>	<b>3000</b>	12	2200	1820	1910	167,60	2200X1600X2060



<b>097-9500-230</b>	<b>DEF-Tank</b>	<b>5000</b>	230/50	2670	2000	2220	219,10	2200X1600X2370
<b>097-9500-012</b>	<b>DEF-Tank</b>	<b>5000</b>	12	2670	2000	2220	217,60	2200X1600X2370



DEF-AdBlue®



## Meclube Box Technical Data

Ref.	Description	Flow Rate	Voltage	Power	Inlet Outlet	Conn. Hose	Nozzle	Flow Meter	Weight
		l/min	AC V./Hz DC Volt	W	BSPG	Ø			Kg
<b>097-5911-230</b>	Meclube Box	<b>40</b>	230/50	370	3/4"-3/4"	19x27	Aut.AD80	YES	44,60
<b>097-5911-012</b>	Meclube Box	<b>34</b>	12	180	3/4"-3/4"	19x27	Aut.AD80	YES	43,10

Pump Working Cycle min: S2 20



Rigid polyethylene tank for DEF-AdBlue® for professional and private use, suitable for the re-fueling small operative vehicles and light operative or recreational vehicles. They are equipped with run-flat tyres and suitable for moving on any ground. Every container can be filled vertically or horizontally, with the same Urea quantity. Provide with nozzle holder bracket, safety valve with swiveling joint, filling plug with anti-spill relief valve. See ADR Regulations at page 180.

### “Caddy” series composed by:



**Art. 097-6055-M00** Wheeled tank Caddy 55 I DEF-AdBlue

**Art. 097-6110-M00** Wheeled tank Caddy 110 I DEF-AdBlue



**Art. 099-5625-000** Manual rotary pump for DEF-AdBlue®



**Art. 921-0500-040** Antistatic hose EPDM 20 bar G 3/4" 4 m length (19x27)




**Art. 099-5199-000** Manual plastic nozzle “AD90” for DEF-AdBlue® Flow rate 90 l/min



55 l



110 l

Ref.	Descrip.	Capacity for 100 revolutions		Width	Depth	Height	Nozzle	Weight	Packaging
		l	USG						
				mm	mm	mm		kg	mm

097-6055-M00	Caddy 55 l	38	10	460	360	900	Man.AD90	8,00	1000X500X500
097-6110-M00	Caddy 110 l	38	10	460	440	1100	Man.AD90	12,00	1200X500X500

Trolley for the transport of DEF-AdBlue® barrels, specifically designed for filling the vehicles tanks. It's equipped with self-priming electric double diaphragm pump, automatic nozzle, flow rate reducer, digital turbine flow meter, IBC adaptor and telescopic suction hose. The plastic barrel and the tanks are not included.

**“Giuly-Blu” series composed by:**



**Art. 098-6500-230** Electric diaphragm pump for DEF-AdBlue® 230V 50 Hz 40 l/min cable 2 m length

**Art. 098-6500-115** Electric diaphragm pump for DEF-AdBlue® 115V 60 Hz 40 l/min cable 2 m length



**Art. 098-6500-012** Electric diaphragm pump for DEF-AdBlue® 12V 34 l/min cable 4 m length



**Art. 912-0519-015** PU spiral suction hose ø 19x27 mm 1,5 m length



**Art. 921-0500-040** Antistatic hose EPDM 20 bar G 3/4” 4 m length (19x27)



**Art. 099-5205-000** Automatic plastic nozzle with stainless steel end AP80 80 l/min.



**Art. 099-5124-000** Digital flow meter MEC 24 min-max flow rate 5-120 l/min.



**Art. 099-6500-000** Suction hose 2” BSP SEC connection



**Art. 099-6600-000** Adaptor for suction hose SEC connection



**Art. 030-1398-003** Trolley 3 wheels with brake

# DEF-AdBlue® TRANSFER SYSTEM FOR VEHICLES “Giuly-Blu”





Art. 097-5750-230  
Art. 097-5750-115  
Art. 097-5750-012



Art. 097-5752-230  
Art. 097-5752-115  
Art. 097-5752-012



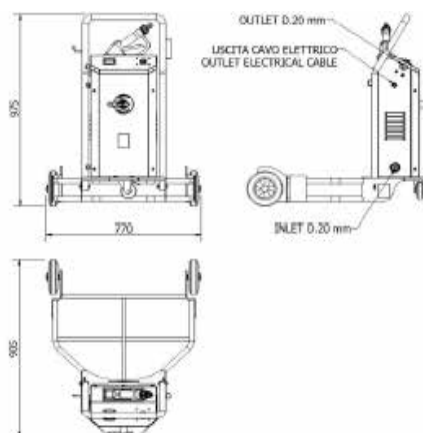
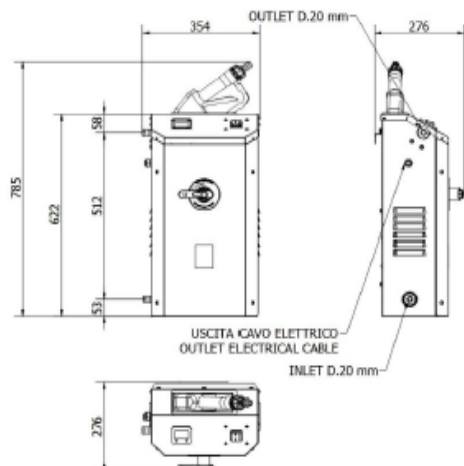
Giuly-Blu IBC  
Drum and cistern not included

Ref.	Descrip.	Max. Nominal Flow Rate	Voltage	Power	Flow Rate	Delivery Hose	Suction Hose	Nozzle	Trolley	Weight
		LPM / GPM	AC V/Hz DC Volt	W	l/min	Ø / mm	Ø / mm			kg
<b>097-5750-230</b>	Giuly-Blu	4-40 / 1-9	230 / 50	370	40	19x27	19x27	AutAP80	NO	22,42
<b>097-5750-115</b>	Giuly-Blu	4-40 / 1-9	115 / 60	370	40	19x27	19x27	AutAP80	NO	22,42
<b>097-5750-012</b>	Giuly-Blu	4-34 / 1-9,2	12	180	34	19x27	19x27	AutAP80	NO	20,92

<b>097-5752-230</b>	Giuly-Blu Trolley	4-40 / 1-9	230 / 50	370	40	19x27	19x27	AutAP80	YES	44,82
<b>097-5752-115</b>	Giuly-Blu Trolley	4-40 / 1-9	115 / 60	370	40	19x27	19x27	AutAP80	YES	44,82
<b>097-5752-012</b>	Giuly-Blu Trolley	4-34 / 1-9,2	12	180	34	19x27	19x27	AutAP80	YES	43,32

Ref.	Packaging (mm)	Boxes
<b>097-5750-230</b>	385X325X655	1
<b>097-5750-115</b>	385X325X655	1
<b>097-5750-012</b>	385X325X655	1

Ref.	Packaging (mm)	Boxes
<b>097-5752-230</b>	(385X325X655) + (920X790X250)	2
<b>097-5752-115</b>	(385X325X655) + (920X790X250)	2
<b>097-5752-012</b>	(385X325X655) + (920X790X250)	2





Trolley for the transport of DEF-AdBlue® barrels, specifically designed for filling the vehicles tanks. It's equipped with self-priming electric double diaphragm pump, ZVA LV automatic nozzle, flow rate reducer, digital turbine flow meter, IBC adaptor and telescopic suction hose. The plastic barrel and the tanks are not included.

**“Giuly-Blu” series composed by:**



**Art. 098-6500-230** Electric diaphragm pump for DEF-AdBlue® 230V 50 Hz 40 l/min cable 2 m length



**Art. 098-6500-115** Electric diaphragm pump for DEF-AdBlue® 115V 60 Hz 40 l/min cable 2 m length

**Art. 098-6500-012** Electric diaphragm pump for DEF-AdBlue® 12V 34 l/min cable 4 m length



**Art. 912-0519-015** PU spiral suction hose ø 19x27 mm 1,5 m length



**Art. 921-0500-040** Antistatic hose EPDM 20 bar G 3/4” 4 m length (19x27)



**Art. 099-5220-000** ZVA Automatic nozzle for DEF-AdBlue® LV / Urea according to ISO 22241-1 (DEF/AUS/ARLA 32) for light vehicles < 3,5 t. With ATEX certificate (EX II 1G) Certificate Nr. SIRA 03ATEX9 487U Swivelling joint with integrated and certified flow regulator : TÜV - P-TÜ7-8113338228 ISO 22241 Complete with adaptor EW 22



**Art. 099-5124-000** Digital flow meter MEC 24 min-max flow rate 5-120 l/min.



**Art. 099-6500-000** Suction hose 2” BSP SEC connection



**Art. 099-6600-000** Adaptor for suction hose SEC connection



**Art. 030-1398-003** Trolley 3 wheels with brake



# DEF-AdBlue® TRANSFER SYSTEM FOR VEHICLES “Giuly-Blu” PROFESSIONAL



Art. 097-5760-230  
Art. 097-5760-115  
Art. 097-5760-012



Art. 097-5762-230  
Art. 097-5762-115  
Art. 097-5762-012

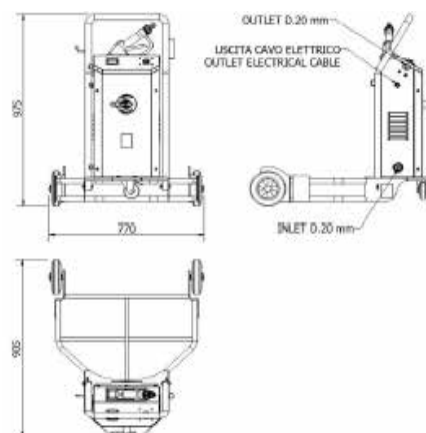
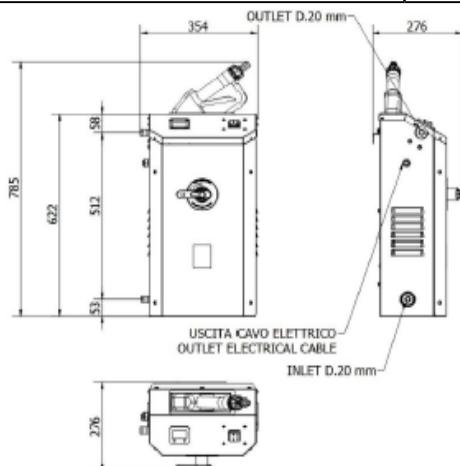


Giuly-Blu IBC  
Drum and cistern not included

Ref.	Descrip.	Max. Nominal Flow Rate	Voltage	Power	Flow Rate	Delivery Hose	Suction Hose	Nozzle	Trolley	Weight
		l/min	AC V/Hz DC Volt	W	l/min	Ø / mm	Ø / mm			kg
<b>097-5760-230</b>	Giuly-Blu Prof	5 - 10	230 / 50	370	40	19x27	19x27	ZVA LV	NO	22,62
<b>097-5760-115</b>	Giuly-Blu Prof	5 - 10	115 / 60	370	40	19x27	19x27	ZVA LV	NO	22,62
<b>097-5760-012</b>	Giuly-Blu Prof	5 - 10	12	180	34	19x27	19x27	ZVA LV	NO	21,12

<b>097-5762-230</b>	Giuly-Blu Prof Trolley	5 - 10	230 / 50	370	40	19x27	19x27	ZVA LV	YES	45,02
<b>097-5762-115</b>	Giuly-Blu Prof Trolley	5 - 10	115 / 60	370	40	19x27	19x27	ZVA LV	YES	45,02
<b>097-5762-012</b>	Giuly-Blu Prof Trolley	5 - 10	12	180	34	19x27	19x27	ZVA LV	YES	43,52

Ref.	Packaging (mm)	Boxes	Ref.	Packaging (mm)	Boxes
<b>097-5760-230</b>	385X325X655	1	<b>097-5762-230</b>	(385X325X655) + (920X790X250)	2
<b>097-5760-115</b>	385X325X655	1	<b>097-5762-115</b>	(385X325X655) + (920X790X250)	2
<b>097-5760-012</b>	385X325X655	1	<b>097-5762-012</b>	(385X325X655) + (920X790X250)	2



Trolley for the transport of DEF-AdBlue® barrels, specifically designed for filling the vehicles tanks. It's equipped with self-priming electric double diaphragm pump, automatic nozzle, flow rate reducer, digital turbine flow meter, IBC adaptor and telescopic suction hose. The plastic barrel and the tanks are not included.

**“Eco-Blu” series composed by:**



**Art. 098-6500-230** Electric diaphragm pump for DEF-AdBlue® 230V 50 Hz 40 l/min cable 2 m length

**Art. 098-6500-115** Electric diaphragm pump for DEF-AdBlue® 115V 60 Hz 40 l/min cable 2 m length



**Art. 098-6500-012** Electric diaphragm pump for DEF-AdBlue® 12V 34 l/min cable 4 m length



**Art. 912-0519-015** PU spiral suction hose ø 19x27mm 1,5 m length



**Art. 921-0500-040** Antistatic hose EPDM 20 bar G 3/4” 4 m length (19x27)



**Art. 099-5205-000** Automatic plastic nozzle with stainless steel end AP80 80 l/min.



**Art. 099-5124-000** Digital flow meter MEC 24 min-max flow rate 5-120 l/min.



**Art. 099-6500-000** Suction hose 2” BSP SEC connection



**Art. 099-6600-000** Adaptor for suction hose SEC connection



**Art. 030-1398-003** Trolley 3 wheels with brake

# DEF-AdBlue® TRANSFER SYSTEM FOR VEHICLES “Eco-Blu”





**Art. 097-5770-230**  
**Art. 097-5770-115**  
**Art. 097-5770-012**



**Art. 097-5772-230**  
**Art. 097-5772-115**  
**Art. 097-5772-012**

Drums not included

Ref.	Descrip.	Max. Nominal Flow Rate	Voltage	Power	Flow Rate	Delivery Hose	Suction Hose	Nozzle	Flow meter
		l/min	AC V/Hz DC Volt	W	l/min	Ø / mm	Ø / mm		
<b>097-5770-230</b>	Eco-Blu	<b>40</b>	230 / 50	370	40	19x27	19x27	Aut.AP80	NO
<b>097-5770-115</b>	Eco-Blu	<b>40</b>	115 / 60	370	40	19x27	19x27	Aut.AP80	NO
<b>097-5770-012</b>	Eco-Blu	<b>34</b>	12	180	34	19x27	19x27	Aut.AP80	NO

<b>097-5772-230</b>	Eco-Blu	<b>40</b>	230 / 50	370	40	19x27	19x27	Aut.AP80	YES
<b>097-5772-115</b>	Eco-Blu	<b>40</b>	115 / 60	370	40	19x27	19x27	Aut.AP80	YES
<b>097-5772-012</b>	Eco-Blu	<b>34</b>	12	180	34	19x27	19x27	Aut.AP80	YES

Ref.	Packaging (mm)	Boxes	Weight
<b>097-5770-230</b>	550X400x320 + 920X790X250	2	34,40
<b>097-5770-115</b>	550X400x320 + 920X790X250	2	34,40
<b>097-5770-012</b>	550X400x320 + 920X790X250	2	33,00
<b>097-5772-230</b>	550X400x320 + 920X790X250	2	34,75
<b>097-5772-115</b>	550X400x320 + 920X790X250	2	34,75
<b>097-5772-012</b>	550X400x320 + 920X790X250	2	33,35

Varnished trolleys advised for the transport of barrels (DEF-AdBlue®, oil, grease and similar) of 180-220 l in work places.



**Art. 030-1398-003 Trolley for barrel 180-220 l**  
**Pre-arranged for application of the hose reel**

EQUIPPED WITH:  
 Nr. 2 fixed wheels Ø 200 mm  
 Nr. 1 swiveling wheel Ø 125 mm  
 (equipped with locking device)  
 Band for fixing barrels  
 Base dimension 600 x 470 mm



**Art. 030-1400-003 Trolley for barrel 180-220 l**

EQUIPPED WITH:  
 Nr. 2 fixed wheels Ø 250 mm  
 Nr. 2 swiveling wheel Ø 125 mm  
 Base dimension 610 x 610 mm



**Art. 030-1405-003 Trolley for barrel 180-220 l**  
**Pre-arranged for application of the hose reel**

EQUIPPED WITH:  
 Nr. 2 fixed wheels Ø 250 mm  
 Nr. 2 swiveling wheel Ø 180 mm  
 (one equipped with locking device)  
 Base dimension 610 x 610 mm

Ref.	Wheels	For barrel	Base dimension	Weight	Packaging
	nr.	l	mm	Kg	mm

030-1398-003	3	180/220	600x470	22,40	920X790X250
030-1400-003	4	180/220	610x610	37,10	920X790X250
030-1405-003	4	180/220	610x610	48,60	920X790X250



# ELECTRIC DIAPHRAGM PUMPS FOR DEF-AdBlue® AIR-OPERATED DOUBLE DIAPHRAGM PUMPS





Electric diaphragm self-priming pump without any dynamic seals. Suitable for aggressive fluids transfer like DEF-AdBlue®.



**Art. 098-6500-230 Electric diaphragm pump for DEF-AdBlue®  
230V 50Hz 40 l/min**

Duty cycle: 20 min  
Housing: Polypropylene  
Diaphragm: EPDM  
Check valve: Viton  
Check valve spring: stainless steel 316  
Motor shaft: stainless steel 316  
Switch ON / OFF  
Rubber holder fitting F1" Ø 20  
2 m cable with socket Schuko



**Art. 098-6500-115 Electric diaphragm pump for DEF-AdBlue®  
120V 60Hz 34 l/min**

Duty cycle: 20 min  
Housing: Polypropylene  
Diaphragm: EPDM  
Check valve: Viton  
Check valve spring: stainless steel 316  
Motor shaft: stainless steel 316  
Switch ON / OFF  
Rubber holder fitting F1" Ø 20  
2 m cable with socket USA

Ref.	Flow rate	Voltage	Power	Electricity	Inlet-outlet	Cable length	Duty cycle	Weight	Packaging
	l/min	AC V/Hz	W	A	BSPG	m	min	Kg	mm

098-6500-230	40	230/50	370	0,7	3/4" - 3/4"	2	S2 20	6,50	320X190X230
098-6500-115	40	120/60	370	1,3	3/4" - 3/4"	2	S2 20	6,50	320X190X230

Electric diaphragm self-priming pump without any dynamic seals. Suitable for aggressive fluids transfer like DEF-AdBlue®

**Art. 098-6500-012 Electric diaphragm pump for DEF-AdBlue®  
12V 34 l/min**



Duty cycle: 20 min  
 Housing: Polypropylene  
 Diaphragm: EPDM  
 Check valve: Viton  
 Check valve spring: stainless steel 316  
 Motor shaft: stainless steel 316  
 Switch ON / OFF  
 4 m cable with pincers  
 Rubber holder fitting F1" Ø20

**Art. 098-6500-024 Electric diaphragm pump for DEF-AdBlue®  
24V 34 l/min**



Duty cycle: 20 min  
 Housing: Polypropylene  
 Diaphragm: EPDM  
 Check valve: Viton  
 Check valve spring: stainless steel 316  
 Motor shaft: stainless steel 316  
 Switch ON / OFF  
 4 m cable with pincers  
 Rubber holder fitting F1" Ø20

Ref.	Flow rate	Voltage	Power	Electricity	Inlet-outlet	Cable Length	Duty cycle	Weight	Packaging
	l/min	DC Volt	W	A	BSPG	m	min	Kg	mm

<b>098-6500-012</b>	<b>34</b>	12	180	12	3/4" - 3/4"	4	S2 20	5,00	320X190X230
<b>098-6500-024</b>	<b>34</b>	24	180	7,3	3/4" - 3/4"	4	S2 20	5,00	320X190X230

Submersible multi-impeller electro-pump designed for DEF-AdBlue®/DEF/Arla32. The pump is complete with power supply cable L.5m with case H07BN4-F and connection with clapet valve, plastic structure suitable for DEF-AdBlue®. The equipment complies with EN 60335-1/EN 60034-1/IEC 60335-1/IEC 60034-1/CEI 61-150/CEI 2-3. The electro-pump works with S1 service continuously with flow rate up to 70 l/min and delivery head up to 27m, it can be used under the liquid level up to a maximum of 3m. Emptying level up to 25mm from the bottom. Electric engine with insulation in F class, IP X8 protection.

**Art. 098-7000-230 Submersible electro-pump for DEF-AdBlue® “Mec-Ariel”  
230V 50Hz 70 l/min**

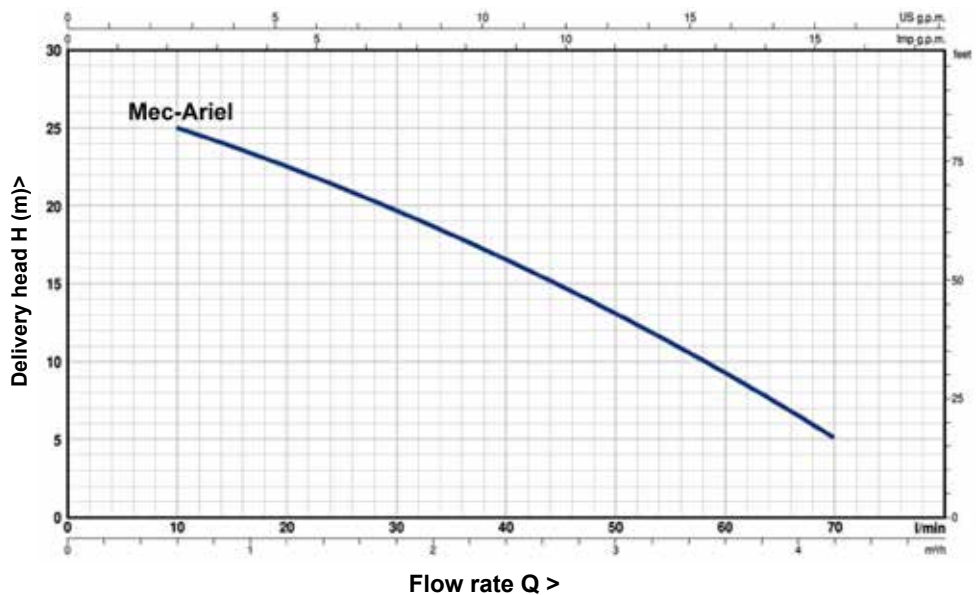
It is designed to pump clean liquid defined according to ISO 22241 standard as AUS32 (Aqueous Urea Solutions 32,5%).

This liquid corresponds to commercial names known as:

- DEF-AdBlue® (brand registered by Verband der automobilindustrie VDA)
- DEF (Diesel Exhausted Fluid)
- Arla 32 (Agente Reductor Líquido de Oxido de Nitrogenio Automotivo)



**PERFORMANCE DATA**



Ref.	Power (P2)		Q										
	kW	HP		m3/h	0	0,6	1,2	1,8	2,4	3	3,6	4,2	
				l/min	0	10	20	30	40	50	60	70	

<b>098-7000-230</b>	0,37	0,5	<b>H</b>	meters	27	25	22,5	19,5	16,5	13	9	5
---------------------	------	-----	----------	--------	----	----	------	------	------	----	---	---

Q=Flow rate H= Total manometric delivery head

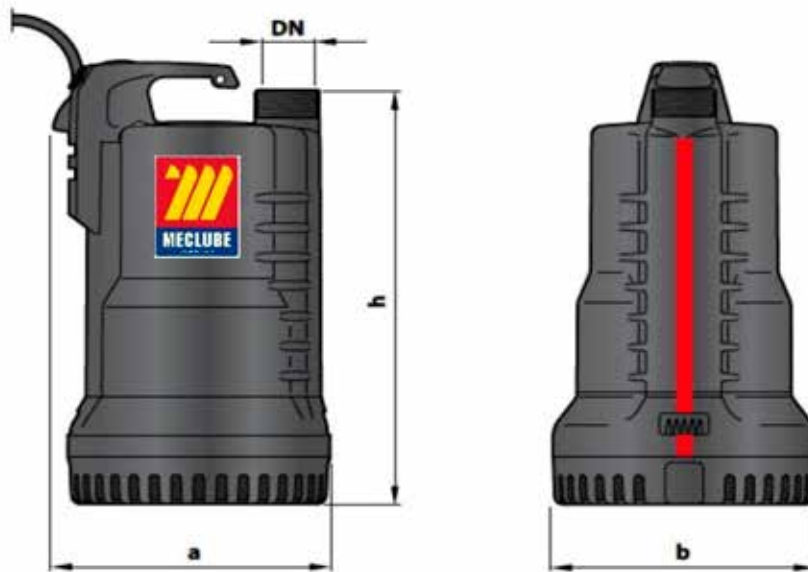
Tolerance of performance curves according to EN ISO 9906 Degree 38

# SUBMERSIBLE DEF-AdBlue® ELECTRO-PUMP “Mec-Ariel”

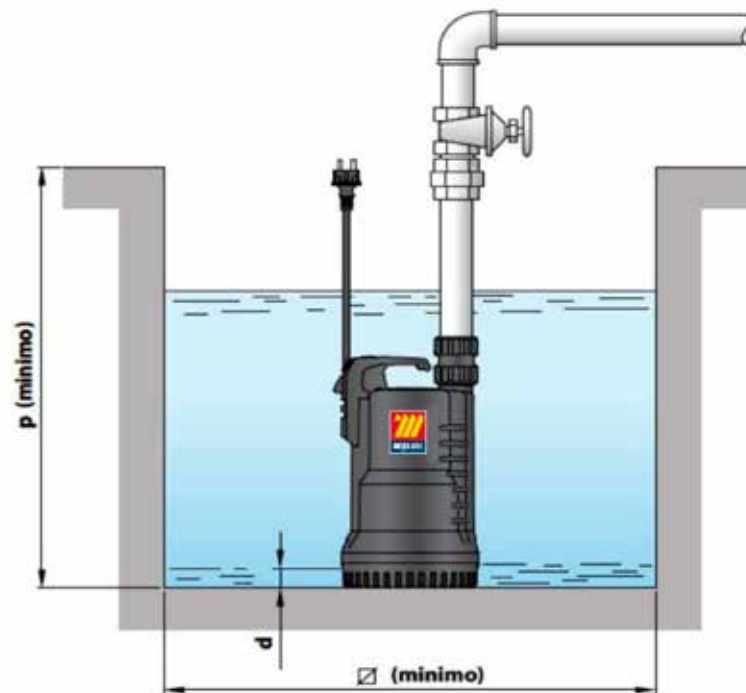


## Technical Data

Ref.	Description	Voltage	Flow rate	Liquid. Max. Temper	Power	Cable lenght	Working cycle	Packaging
		<b>AC V/Hz</b>	<b>l/min</b>	<b>°C</b>	<b>A</b>	<b>m</b>	<b>min</b>	<b>mm</b>
<b>098-7000-230</b>	Mec-Ariel	<b>230/50</b>	<b>70</b>	<b>+40</b>	<b>2</b>	<b>5</b>	<b>S1 (continuo)</b>	<b>235X195X370</b>
<b>098-7000-115</b>	Mec-Ariel	<b>115/60</b>	<b>70</b>	<b>+40</b>	<b>2</b>	<b>5</b>	<b>S1 (continuo)</b>	<b>235X195X370</b>



## Typical installation



Ref.	Entrance	Stages N°	Dimensions (mm)					Weight
			a	b	h	d	□	
<b>098-7000-230</b>	1 1/4"	<b>2</b>	180	170	295	25	220	6,30
<b>098-7000-115</b>	1 1/4"	<b>2</b>	180	170	295	25	115	6,30

Air-operated double diaphragm pumps have long been recognized as the most flexible pumps for handling difficult liquids at relatively low pressures and flows. The range of applications is virtually limitless. MECLUBE AODD pumps come in many sizes and choices of construction materials. Suitable for water, antifreeze, windscreen and DEF-AdBlue® transfer.



**EX II 3/3 GD h IIB T4 135°C ATEX zone2**

**Art. 028-P035-AB2 Air-operated double diaphragm pump  
Meclube model P35**

Made in polypropylene

Compression ratio: 1:1  
 Max flow rate: 35 l/min  
 Fluid connection: 1/2" BSP  
 Air connection: 6 mm  
 Max air pressure: 8 bar  
 Max delivery height: 70 m  
 Max suction lift dry: 5,0 m  
 Max suction lift wet: 9,8 m



**EX II 3/3 GD h IIB T4 135°C ATEX zone2**

**Art. 028-P055-AB2 Air-operated double diaphragm pump  
Meclube model P55**

Made in polypropylene

Compression ratio: 1:1  
 Max flow rate: 55 l/min  
 Fluid connection: 1/2" BSP  
 Air connection: 1/4" BSP  
 Max air pressure: 8 bar  
 Max delivery height: 80 m  
 Max suction lift dry: 5,0 m  
 Max suction lift wet: 9,8 m

Ref.	Casing	Diaphragm	Balls	Gasket	Fluids
------	--------	-----------	-------	--------	--------

<b>028-P035-AB2</b>	Polypropylene	Hytrel+Ptfe	Ptfe	Viton	Water-Anti-freeze-Windscreen- DEF-AdBlue®
<b>028-P055-AB2</b>	Polypropylene	Hytrel+Ptfe	Ptfe	Viton	Water-Anti-freeze-Windscreen- DEF-AdBlue®

Ref.	Flow rate	Max viscosity	Max.Temp.	Inlet-outlet	Weight	Packaging
	l/min	CPS	°C	BSPG	Kg	mm

<b>028-P035-AB2</b>	<b>35</b>	15000	65	1/2"	2,00	250X180X260
<b>028-P055-AB2</b>	<b>55</b>	20000	65	1/2"	4,00	310X195X290



Air-operated double diaphragm pumps have long been recognized as the most flexible pumps for handling difficult liquids at relatively low pressures and flows. The range of applications is virtually limitless. MECLUBE AODD pumps come in many sizes and choices of construction materials. Suitable for water, antifreeze, windscreen and DEF-AdBlue® transfer.



**EX II 3/3 GD h IIB T4 135°C ATEX zone2**

**Art. 028-P110-AB2 Air-operated double diaphragm pump  
Meclube model P110**

Made in polypropylene

Compression ratio: 1:1  
Max flow rate: 110 l/min  
Fluid connection: 3/4" BSP  
Air connection: 3/8" BSP  
Max air pressure: 8 bar  
Max delivery height: 80 m  
Max suction lift dry: 5,0 m  
Max suction lift wet: 9,8 m



**EX II 3/3 GD h IIB T4 135°C ATEX zone2**

**Art. 028-P170-AB2 Air-operated double diaphragm pump  
Meclube model P170**

Made in polypropylene

Compression ratio: 1:1  
Max flow rate: 170 l/min  
Fluid connection: 1" BSP  
Air connection: 1/2" BSP  
Max air pressure: 8 bar  
Max delivery height: 80 m  
Max suction lift dry: 5,0 m  
Max suction lift wet: 9,8 m

Ref.	Casing	Diaphragm	Blass	Gasket	Fluids
------	--------	-----------	-------	--------	--------

<b>028-P110-AB2</b>	Polypropylene	Hytrel+Ptfе	Ptfе	Viton	Water-Anti-freeze-Windscreen- DEF-AdBlue®
<b>028-P170-AB2</b>	Polypropylene	Hytrel+Ptfе	Ptfе	Viton	Water-Anti-freeze-Windscreen- DEF-AdBlue®

Ref.	Flow rate	Max viscosity	Max.Temp.	Inlet-outlet	Weight	Packaging
	l/min	CPS	°C	BSPG	Kg	mm

<b>028-P110-AB2</b>	<b>110</b>	25000	65	3/4"	5,50	310X195X290
<b>028-P170-AB2</b>	<b>170</b>	35000	65	1"	15,00	430X260X450

Manual/automatic nozzles for DEF-AdBlue® composed by plastic and stainless steel body, equipped with fixed and swiveling rubber holder. For their features they can be applied on every type of transfer system, also working for gravity only the manual ones.



**Art. 099-5199-000 Manual plastic nozzle “AD90” for DEF-AdBlue®**

Flow rate 90 l/min  
Viton seals  
Complete with hose-tail fitting  
Swivel connection Ø 20



**Art. 099-5200-000 Manual plastic nozzle stainless steel end “MP80” for DEF-AdBlue®**

Flow rate 80 l/min  
Viton seals  
Plastic body with stainless steel end  
Rubber holder Ø 20



**Art. 099-5205-000 Automatic plastic nozzle stainless steel end “AP80” for DEF-AdBlue®**

Flow rate 80 l/min  
Viton seals  
Plastic body with stainless steel end  
Rubber holder Ø 20



**Art. 099-5210-000 Automatic nozzle stainless steel “AD80” for DEF-AdBlue®**

Flow rate 80 l/min  
Viton seals  
Stainless steel body  
Swivel connection stainless steel Ø 20



**Art. 099-5230-000 “Gravity kit” for DEF-AdBlue® transfer**

Plastic nozzle with stainless steel end, flow rate 80 l/min, fitting d.20 “MP80”  
Fitting for external connection for IBC S60x6  
PVC spiral hose d.20x25 3 m length  
Stainless steel clamps 20x32 mm



**Art. 099-5250-000 Magnetic adaptor for DEF-AdBlue® tank**

Ref.	Model	Fluid type	Flow rate l/min	Inlet-outlet BSPG	Weight Kg	Ø End mm	Packaging mm
099-5199-000	AD90	DEF	90	F 1" - 20	0,28	19,00	400X175X57
099-5200-000	MP80	DEF	80	F 1" - 20	0,40	19,00	400X175X57
099-5205-000	AP80	DEF	80	F 1" - 20	1,10	16,00	400X175X57
099-5210-000	AD80	DEF	80	F 1" - 20	2,60	16,00	400X175X57
099-5230-000	Gravity kit	DEF	80	F 1" - 20	4,50	19,00	410X400X320
099-5250-000	-	DEF	-	Ø21x Ø39	0,15	-	100X100X50

# AUTOMATIC NOZZLE ZVA DEF-AdBlue® LV



Automatic dispensing nozzle for DEF-AdBlue® with Atex certificate. It is made of a stainless steel body and equipped with swiveling rubber holder with integrated flow regulator and adaptor EW22 to transfer into drums. It is suitable for the refueling of light vehicles < 3,5 t.

**Art. 099-5220-000 ZVA Automatic nozzle for DEF-AdBlue® LV / Urea according to ISO 22241 (DEF/AUS/ARLA 32) for light vehicles < 3,5 t.**



Nozzle with ATEX certificate (EX II 1G) Certificate Nr. SIRA 03ATEX9 487U  
 Swivelling joint with integrated and certified flow regulator:  
 TÜV - P-TÜ7-8113338228 ISO 2224  
 DEF-AdBlue spout of Ø19 mm with integrated filter ISO 22241-5  
 Nozzle with automatic shut-off, check valve, 1-speed lever latch with removable latch pin EB 280  
 With block magnet for reed switch contact-less on/off switching in the nozzle boot.  
 Complete with adaptor EW 22  
 Maximum flow rate 10 l/min, recommended flow rate for service stations 5 l/min  
 Viton seals  
 Stainless steel body  
 Stainless steel swivelling joint 1" BSP male

Depending on the vehicle model the filler inlet is normally located next to the Diesel filler inlet, or may be in the boot/trunk or the engine bay. Please follow your vehicle manufacturer's DEF-AdBlue® refilling instructions. Handling of the nozzle is similar to conventional ZVA nozzles. In order to dispense the nozzle must be pushed fully onto the filling point of the DEF-AdBlue® tank. Dispensing is done by pulling the lever. When the tank is full, the nozzle will shut off automatically.



Most light vehicles <3,5 t allow a trouble-free filling of the DEF-AdBlue® tanks with a flow rate of not more than 5 l/min. The nozzle should be adjusted to this value for daily operation.



Ref.	Flow rate	Pressure	Accuracy	Inlet	Weight	Packaging
	l/min	bar	%	BSPG	kg	mm
<b>099-5220-000</b>	<b>5-10</b>	3,5	+/- 0,5	M 1"	1,20	400x175x57

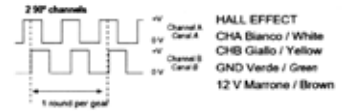
Turbine flow meter that features high precision performance for the measurement of DEF-AdBlue® for private use. The software enables full control of dispensing system thanks to the various functions featured. Applicable on motor pumps or for gravity. DEF-AdBlue® delivery filter complete with 20 µ cartridge and key. The filter headboard comes with a button for air discharge.



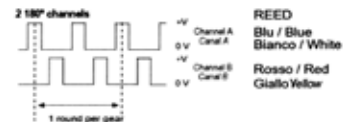
**Art. 099-5124-000 Digital turbine flow meter for DEF-AdBlue® MEC 24**  
**Min-max flow rate 5-120 l/min**  
 6 digits totalizer (not resettable)  
 5 digits partial (resettable)  
 Allowed fluids: DEF-AdBlue®, anti-freeze, windscreen



**Art. 099-5170-040 Electronic pulsed flow meter for DEF-AdBlue® MGI-40**  
**HALL EFFECT**  
 PVC body min-max flow rate 4-40 l/min  
 Inlet-outlet connection F1"



**Art. 099-5171-040 Electronic pulsed flow meter for DEF-AdBlue® MGI-40**  
**REED**  
 PVC body  
 Min-max flow rate 4-40 l/min



**Art. 099-5240-020 DEF-AdBlue® transparent delivery filter**  
 Flow rate 60 l/min  
 Inlet-outlet connection F1"  
 Filtering capacity 20 µ  
 Complete with key



**Art. 099-5241-020 Cartridge for DEF-AdBlue® polypropylene filter**  
 For filter 60 l/min  
 Filtering capacity 20 µ

Ref.	Flow rate	Pressure	Accuracy	Inlet-outlet	Weight	Packaging
	l/min	bar	%	BSPG	Kg	mm
<b>099-5124-000</b>	<b>5-120</b>	10	+/- 1	F 1" - F 1"	0,35	100X100X60
<b>099-5170-040</b>	<b>4-40</b>	10	+/- 0,8	F 1" - F 1"	1,00	159X100X141
<b>099-5171-040</b>	<b>4-40</b>	10	+/- 0,8	F 1" - F 1"	1,00	159X100X141
Ref.	filter capacity	Fluid	Flow rate	Inlet-outlet	Weight	Packaging
	µ	Type	l/min	BSPG	Kg	mm
<b>099-5240-020</b>	<b>20</b>	DEF-AdBlue®	60	F 1" - F 1"	1,00	150X245X165
<b>099-5241-020</b>	<b>20</b>	DEF-AdBlue®	-	-	0,06	Ø60Xh.126mm

Electronic control unit that offers high precision performance for the DEF-AdBlue® measurement and delivery for private use.



**Art. 092-5200-230 Electronic control unit MecGest 110/230V 50Hz**  
**Software included**  
preselection and multi-users consumption management



**Art. 092-5220-000 Coded communication kit USB key reader for PC**



**Art. 092-5300-000 Red Key- Manager - nr. 1 pc.**



**Art. 092-5300-001 Blue key - User - nr. 1 pc.**



**Art. 092-5300-010 Kit blue keys - Users - 10 pcs**



**Art. 092-5350-001 Coded Kit Lan Connection USB - RS485**



**Art. 092-5402-100 Shielded cable signal 2 poles 100 m length**





Art. 099-6600-000 Adaptor for suction hose SEC connection



Art. 099-6010-000 External suction hose connections for IBC S60X6



Art. 099-6020-006 Plastic foot valve with filter F 1"  
Flow rate 80 l/min



Art. R1-9100-2006 Plastic fitting linear M 1" BSP - Ø 20



Art. R1-9100-2506 Plastic fitting linear M 1" BSP - Ø 25



Art. R1-9102-2006 Plastic fitting male 90° M 3/4" BSP - Ø 20



Art. R1-9105-2006 Plastic fitting female F 1" BSP - Ø 20



Art. R1-9106-2006 Plastic fitting 90° female F 1" BSP - Ø 20



Art. R1-9107-0606 Plastic fitting 90° F-F 1" BSP



Art. R1-9125-2006 Plastic fitting 90° male-female M/F 1" BSP  
with rubber holder Ø 20



Art. R1-9120-0606 Plastic fitting 90° male-female M/F 1" BSP



**Art. 099-6500-000 Suction hose M 56x4 SEC connection**  
For IBC tanks and Mauser, Greif barrels  
1050 mm Length max



**Art. 099-6500-010 Suction hose 2" BSP SEC connection**  
For IBC tanks and Mauser, Greif barrels  
1050 mm Length max



**Art. 099-6504-000 Drum adaptor AF2" 56x4 1" BSP**  
for Greif barrels



**Art. 099-6504-010 Drum adaptor AF2" 70x6 1" BSP**  
for Mauser barrels



**Art. 099-6505-000 Drum adaptor F 2" BSP - M 70x6**  
for Mauser barrels



**Art. 099-6506-000 Drum adaptor F 2" BSP - M 56x4**  
for Greif barrels



**Art. 099-6510-011 Suction kit PU spiral hose 1,10 m length with SEC connection**  
PVC spiral hose Ø 19x27  
Inlet-outlet M 1" BSP  
SEC valve connection




**Art. 099-6512-015 Suction kit PU spiral hose 1,50 m length**  
PVC spiral hose Ø 19x27  
Inlet-outlet M 1" BSP  
Plastic foot valve+filter  
Stainless steel clamps



**Art. B27-1120-032 Stainless steel hose clamp F.9 20x32 mm**



**Art. B27-1132-035 Stainless steel hose clamp F.20 32x35 mm**



**Art. 921-0500-000 Antistatic rubber hose EPDM 20 bar 19x27 1.60m**

Ref.	Hose lenght	Ø Hose	Dimensions	Weight	Packaging
	m	G	mm	Kg	mm
<b>921-0500-020</b>	2	3/4"	19x27	1,20	400X400X100
<b>921-0500-040</b>	4	3/4"	19x27	2,40	400X400X100
<b>921-0500-060</b>	6	3/4"	19x27	3,40	400X400X100
<b>921-0500-100</b>	10	3/4"	19x27	4,65	400X400X150

They are suitable for the DEF-AdBlue® transfer. They can be easily installed and removed from drums.



**Art. 027-1325-P00 Manual lever pump for DEF-AdBlue®**

Delivery capacity: 0,25 l stroke  
 Telescopic shank for 50/220 l barrels  
 Plastic drum adaptor 2" BSP -M 56x4  
 Made in polypropylene, viton seals  
 Suitable for anti-freeze, windscreen and DEF-AdBlue® transfer



**Art. 099-3717-000 Hand lever pump for DEF-AdBlue®**

Delivery capacity: 0,25 l stroke  
 Telescopic shank for 50/220 l barrels e IBC 1000l  
 Plastic drum adaptor 2" BSP -M 70x6  
 Plastic drum adaptor 2" BSP -M 56x4  
 Made in polypropylene, viton seals  
 Suitable for anti-freeze, windscreen and DEF-AdBlue® transfer



**Art. 099-3718-000 Hand lever pump for DEF-AdBlue®**

Delivery capacity: 0,25 l stroke  
 Telescopic shank for 50/220 l barrels e IBC 1000l  
 Plastic drum adaptor 2" BSP -M 70x6  
 Plastic drum adaptor 2" BSP -M 56x4  
 Made in polypropylene, viton seals  
 Equipped with hose retin Ø20 with plastic end Ø 20 3 m l  
 Suitable for anti-freeze, windscreen and DEF-AdBlue® transfer

Ref.	Fluid	Spout	Delivery capacity	Weight	Packaging
	type	BSP / mm	l/min	Kg	mm
<b>099-3717-000</b>	DEF-AdBlue®	3/4"	<b>0,25 pompata</b>	1,40	510X240X110
<b>099-3718-000</b>	DEF-AdBlue®	20	<b>0,25 pompata</b>	2,70	510X240X110
<b>027-1325-P00</b>	DEF-AdBlue®	20	<b>0,30 pompata</b>	1,00	90X150X367

## AUTOMATIC HOSE REELS



Our automatic hose reels with spring, fixed or swivelling, of varnished steel, stainless steel AISI 304 or motorized hydraulic, pneumatic and electric are suitable for flexible hoses for the delivery of compressed air, water, oil or similar, grease, diesel, antifreeze, windscreen and DEF-AdBlue®. They allow to unroll only the necessary hose length, improving their functionality. The rewinding of the hose is fast and safe and allows to have a tidy workplace. You always have a ready-to-use equipment that grant to all the staff to work safely.



Please consult the lubrication equipment catalogue

You can download it from the website “[www.meclube.com](http://www.meclube.com)”

Equipped with:

- Black antistatic synthetic rubber EPDM hoses
- AISI 316 stainless steel connections
- Stainless steel 90° swivelling joint
- Viton® seals
- Stainless steel reel shaft



F-400	Article	L. hose	Ø hose	Max pressure	Inlet-Outlet
	070-1209-400	without hose	-	-	F1/2"-M1/2"BSP
	070-1209-410	10 m	1/2"	20 bar	F1/2"-M1/2" BSP



F-460	Article	L. hose	Ø hose	Max pressure	Inlet-Outlet
	070-1309-400	without hose	-	-	F1/2"-M1/2" BSP
	070-1309-415	15 m	1/2"	20 bar	F1/2"-M1/2" BSP

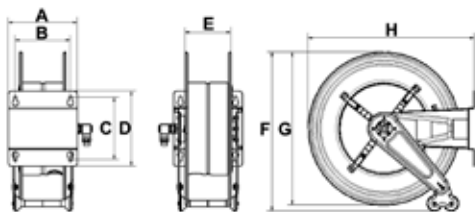





F-550	Article	L. hose	Ø hose	Max pressure	Inlet-Outlet
	070-1409-400	without hose	-	-	F1/2"-M1/2" BSP
	070-1409-500	without hose	-	-	F1"-M3/4" BSP
	070-1409-420	20 m	1/2"	20 bar	F1/2"-M1/2" BSP
	070-1409-425	25 m	1/2"	20 bar	F1/2"-M 1/2" BSP
	070-1409-510	10 m	3/4"	20 bar	F1"-M3/4" BSP
	070-1409-515	15 m	3/4"	20 bar	F1"-M3/4" BSP



F-555	Article	L. hose	Ø hose	Max pressure	Inlet-Outlet
	070-1509-500	without hose	-	-	F1"-M3/4" BSP
	070-1509-520	20 m	3/4"	20 bar	F1"-M3/4" BSP

### OVERALL DIMENSIONS FIXED VERSION



Mod.	A	B	C	D	E	F	G	H			
F-400	158	120	168	192	95	460	400	435	12,50<19,50	0,084	1
F-460	158	120	168	192	95	490	460	490	16,50<23,00	0,094	1
F-550	200	150	225	270	120	590	550	600	22,00<45,00	0,130	1
F-555	250	200	225	270	170	590	550	600	26,00<53,00	0,150	1



# SWIVELLING VARNISHED HOSE REELS FOR DEF-AdBlue® 20 bar



Equipped with:

- Black antistatic synthetic rubber EPDM hoses
- AISI 316 stainless steel connections
- Stainless steel 90° swivelling joint
- Viton® seals
- Stainless steel reel shaft

Article	L. hose	Ø hose	Max pressure	Inlet-Outlet	S-400
071-1209-400	without hose	-	-	F1/2"-M1/2" BSP	
071-1209-410	10 m	1/2"	20 bar	F1/2"-M1/2" BSP	



Article	L. hose	Ø hose	Max pressure	Inlet-Outlet	S-460
071-1309-400	without hose	-	-	F1/2"-M1/2" BSP	
071-1309-415	15 m	1/2"	20 bar	F1/2"-M1/2" BSP	



Article	L. hose	Ø hose	Max pressure	Inlet-Outlet	S-550
071-1409-400	without hose	-	-	F1/2"-M1/2" BSP	
071-1409-500	without hose	-	-	F1"-M3/4" BSP	
071-1409-420	20 m	1/2"	20 bar	F1/2"-M1/2" BSP	
071-1409-425	25 m	1/2"	20 bar	F1/2"-M 1/2" BSP	
071-1409-510	10 m	3/4"	20 bar	F1"-M3/4" BSP	
071-1409-515	15 m	3/4"	20 bar	F1"-M3/4" BSP	

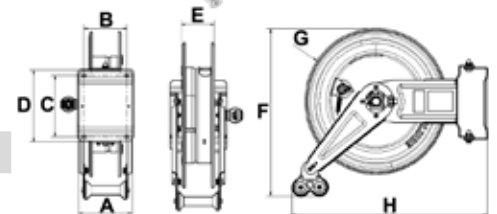


Article	L. hose	Ø hose	Max pressure	Inlet-Outlet	S-555
071-1509-500	without hose	-	-	F1"-M3/4" BSP	
071-1509-520	20 m	3/4"	20 bar	F1"-M3/4" BSP	



## OVERALL DIMENSIONS SWIVELLING VERSION

Mod.	A	B	C	D	E	F	G	H	Kg	m <sup>3</sup>	№
S-400	150	120	168	196	95	460	400	550	13,50<20,50	0,084	1
S-460	150	120	168	196	95	490	460	575	17,50<24,00	0,094	1
S-550	200	150	225	270	120	572	550	680	23,00<45,00	0,130	1
S-555	250	200	225	270	170	572	550	680	27,00<54,00	0,150	1



Equipped with:

- Black antistatic synthetic rubber EPDM hoses
- AISI 316 stainless steel connections
- AISI 316 stainless steel 90° swivelling joint
- Viton® seals



**FX-400**

Article	L. hose	Ø hose	Max pressure	Inlet-Outlet
070-2209-400	without hose	-	-	F1/2"-M1/2" BSP
070-2209-410	10 m	1/2"	20 bar	F1/2"-M1/2" BSP



**FX-460**

Article	L. hose	Ø hose	Max pressure	Inlet-Outlet
070-2309-400	without hose	-	-	F1/2"-M1/2" BSP
070-2309-415	15 m	1/2"	20 bar	F1/2"-M1/2" BSP



**FX-550**

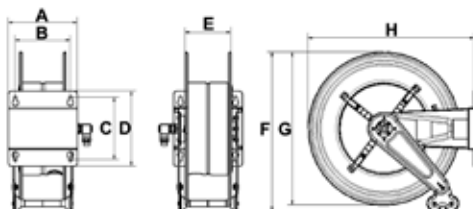
Article	L. hose	Ø hose	Max pressure	Inlet-Outlet
070-2409-400	without hose	-	-	F1/2"-M1/2" BSP
070-2409-500	without hose	-	-	F1"-M3/4" BSP
070-2409-420	20 m	1/2"	20 bar	F1/2"-M1/2" BSP
070-2409-425	25 m	1/2"	20 bar	F1/2"-M1/2" BSP
070-2409-510	10 m	3/4"	20 bar	F1"-M3/4" BSP
070-2409-515	15 m	3/4"	20 bar	F1"-M3/4" BSP






**FX-555**

Article	L. hose	Ø hose	Max pressure	Inlet-Outlet
070-2509-500	without hose	-	-	F1"-M3/4" BSP
070-2509-520	20 m	3/4"	20 bar	F1"-M3/4" BSP

## OVERALL DIMENSIONS FIXED VERSION



Mod.	A	B	C	D	E	F	G	H			
FX-400	158	120	168	192	95	460	400	435	12,50<19,50	0,084	1
FX-460	158	120	168	192	95	490	460	490	16,50<23,00	0,094	1
FX-550	200	150	225	270	120	590	550	600	22,00<45,00	0,130	1
FX-555	250	200	225	270	170	590	550	600	26,00<53,00	0,150	1

# SWIVELLING STAINLESS STEEL HOSE REELS FOR DEF-AdBlue® 20 bar



Equipped with:

- Black antistatic synthetic rubber EPDM hoses
- AISI 316 stainless steel connections
- AISI 316 stainless steel 90° swivelling joint
- Viton® seals

Article	L. hose	Ø hose	Max pressure	Inlet-Outlet	SX-400
071-2209-400	without hose	-	-	F1/2"-M1/2" BSP	
071-2209-410	10 m	1/2"	20 bar	F1/2"-M1/2" BSP	



Article	L. hose	Ø hose	Max pressure	Inlet-Outlet	SX-460
071-2309-400	without hose	-	-	F1/2"-M1/2" BSP	
071-2309-415	15 m	1/2"	20 bar	F1/2"-M1/2" BSP	



Article	L. hose	Ø hose	Max pressure	Inlet-Outlet	SX-550
071-2409-400	without hose	-	-	F1/2"-M1/2" BSP	
071-2409-500	without hose	-	-	F1"-M3/4" BSP	
071-2409-420	20 m	1/2"	20 bar	F1/2"-M1/2" BSP	
071-2409-425	25 m	1/2"	20 bar	F1/2"-M 1/2" BSP	
071-2409-510	10 m	3/4"	20 bar	F1"-M3/4" BSP	
071-2409-515	15 m	3/4"	20 bar	F1"-M3/4" BSP	

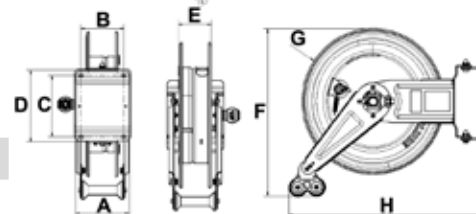


Article	L. hose	Ø hose	Max pressure	Inlet-Outlet	SX-555
071-2509-500	without hose	-	-	F1"-M3/4" BSP	
071-2509-520	20 m	3/4"	20 bar	F1"-M3/4" BSP	



## OVERALL DIMENSIONS SWIVELLING VERSION

Mod.	A	B	C	D	E	F	G	H	Kg	m³	No.
SX-400	150	120	168	196	95	460	400	550	13,50<20,50	0,084	1
SX-460	150	120	168	196	95	490	460	575	17,50<24,00	0,094	1
SX-550	200	150	225	270	120	572	550	680	23,00<45,00	0,130	1
SX-555	250	200	225	270	170	572	550	680	27,00<54,00	0,150	1



Equipped with:

- AISI 316 stainless steel connections
- AISI 304 stainless steel 90° swivelling joint
- Viton® seals
- AISI 304 stainless steel revolving flick folding handgrip



**FMX-400**

Article	Equipped	Hose reel capacity	Inlet-Outlet
077-2209-400	without hose	Ø 1/2" - max 10 m	F1/2"-M1/2" BSP



**FMX-460**

Article	Equipped	Hose reel capacity	Inlet-Outlet
077-2309-400	without hose	Ø 1/2" - max 15 m	F1/2"-M1/2" BSP



**FMX-550**

Article	Equipped	Hose reel capacity	Inlet-Outlet
077-2409-400	without hose	Ø 1/2" - max 25 m	F1/2"-M1/2" BSP
077-2409-500	without hose	Ø 3/4" - max 15 m	F1"G-M3/4" BSP



**FMX-555**

Article	Equipped	Hose reel capacity	Inlet-Outlet
077-2509-400	without hose	Ø 1/2" - max 30 m	F1/2"-M1/2" BSP
077-2509-500	without hose	Ø 3/4" - max 20 m	F1"-M3/4" BSP

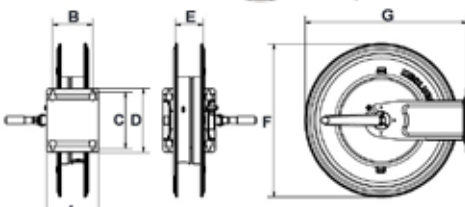


**FMX-560**

Article	Equipped	Hose reel capacity	Inlet-Outlet
077-2609-400	without hose	Ø 1/2" - max 50 m	F1/2"-M1/2" BSP
077-2609-500	without hose	Ø 3/4" - max 40 m	F1"-M3/4" BSP

## OVERALL DIMENSIONS

Mod.	A	B	C	D	E	F	G			
FMX-400	158	120	168	192	95	400	435	8,85<8,85	0,084	1
FMX-460	158	120	168	192	95	460	500	10,71<1w,80	0,094	1
FMX-550	200	150	225	270	120	550	600	15,96<16,33	0,130	1
FMX-555	250	200	225	270	170	550	600	17,22<17,83	0,150	1
FMX-560	440	390	225	270	360	550	600	25,75<26,38	0,240	1



# AUTOMATIC HOSE REELS IN AISI 304 STAINLESS STEEL SERIES HEAVY - DUTY FOR DEF-AdBlue® 20 bar



Equipped with:

- Black antistatic synthetic rubber EPDM hoses
- AISI 316 stainless steel connections
- AISI 316 stainless steel 90° swivelling joint
- Viton® seals

Article	L. hose	Ø hose	Max pressure	Inlet-Outlet	HDX-460
073-2309-400	without hose	-	-	F1/2"-M1/2" BSP	
073-2309-410	10 m	1/2" - 12,7x21	20 bar	F1/2"-M1/2" BSP	
073-2309-415	15 m	1/2" - 12,7x21	20 bar	F1/2"-F1/2" BSP	



Article	L. hose	Ø hose	Max pressure	Inlet-Outlet	HDX-550
073-2409-400	without hose	-	-	F1/2"-M1/2" BSP	
073-2409-500	without hose	-	-	F1"-M3/4" BSP	
073-2409-420	20 m	1/2"	20 bar	F1/2"-M1/2" BSP	
073-2409-425	25 m	1/2"	20 bar	F1/2"-M 1/2" BSP	
073-2409-510	10 m	3/4"	20 bar	F1"-M3/4" BSP	
073-2409-515	15 m	3/4"	20 bar	F1"-M3/4" BSP	

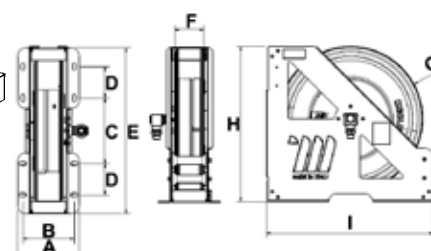


Article	L. hose	Ø hose	Max pressure	Inlet-Outlet	HDX-555
073-2509-500	without hose	-	-	F1"-M3/4" BSP	
073-2509-520	20 m	3/4"	20 bar	F1"-M3/4" BSP	



## OVERALL DIMENSIONS

Mod.	A	B	C	D	E	F	G	H	I			
HDX-460	196	163	209	100	529	95	460	495	534	22,60<27,00	0,072	1
HDX-550	230	197	324	100	644	120	550	597	649	39,05<46,03	0,120	1
HDX-555	280	247	324	100	644	170	550	597	649	50,50<59,65	0,145	1





Digital turbine flow meter offers high precision performance for the measurement of private use liquid food-stuff (milk, oil, water...). The software enables full control of dispensing system thanks to the various functions featured. Applicable on motor pumps or for gravity.



**Art. 100-5120-000 Digital turbine flow meter IN-LINE food  
min-max flow rate 10-150 l/min**

6 digits totalizer (non resettable)  
6 digits partial (resettable)  
Allowed fluids: (milk, oil, water...)



**Art. 100-5199-020 Manual plastic nozzle "F120" for food**

Flow rate 120 l  
PTFE seals  
Plastic body  
Swivel connection Ø 20



**Art. 100-5199-025 Manual plastic nozzle "F120" for food**

Flow rate 120 l  
PTFE seals  
Plastic body  
Swivel connection Ø 25

Ref.	Flow rate	Pressure	Accuracy	Inlet-outlet	Weight	Packaging
	l/min	bar	%	BSPG	Kg	mm

<b>100-5120-000</b>	<b>10-150</b>	3,5	+/- 0,5	F 1" - F 1"	0,35	145X135X85
<b>100-5199-020</b>	<b>120</b>	10	-	F 1" - 20	0,28	400X175X57
<b>100-5199-025</b>	<b>120</b>	10	-	F 1" - 25	0,28	400X175X57

Suitable to transfer chemical products. It is prearranged for the direct application on the drum.

**Art. 100-3725-000 Stainless steel manual pump for AISI 316 for chemical products transfer**

Delivery capacity: 0,125 l/stroke  
 With adaptor for drum connection  
 Shank 550 < 940 lenght for drums to 20 < 220 l  
 PTFE seals




**Art. 030-1390-000 Trolley for plastic drums 20 < 30 l**

EQUIPPED WITH:  
 nr. 2 wheels Ø 100 mm  
 Base dimension 215x275 mm

Ref.	Delivery capacity	for drums	Inlet-outlet	Weight	Packaging
	l/stroke	l	BSPG	Kg	mm

<b>100-3725-000</b>	<b>0,125</b>	20<220	F 1/2"	2,10	740X205X95
<b>030-1390-000</b>	-	20<30	-	3,70	550X270X120

## European agreement concerning the international carriage of dangerous goods by road



The carriage of dangerous goods by road is regulated by an international Agreement (ADR) which is regularly amended and updated every two years. The original agreement was called "The European Agreement concerning the International Carriage of Dangerous Goods by Road (AOR)" and was signed at Geneva on 30 September 1957. Currently the number of countries which adhere to ADR is 48. The Agreement itself is short and simple. It consists of 17 articles which contain legislative principles and the procedures for Agreement subscription, application and revision, and of two Annexes that list all the instruction and provisions; Annex A contains the conditions for the goods in question, in particular as regards their packaging and labelling, and in Annex 8 are laid down the provision regarding the construction, equipment and operation of the vehicles carrying the dangerous goods.

In summary ADR regulations concern:

- Classification of dangerous goods with reference to transport by road.
- Dangerous Goods List; special provisions related to dan-

### EXEMPTIONS:

Annex A, in addition to provisions concerning dangerous substances and articles, specifies the exemptions relative to the transport on road of dangerous goods; in accordance with these exemptions it is possible to carry ADR goods in compliance with the quantities listed in par. 1.1.3.6 without any UN-approved package, driver with training certificate or safety labeled and equipped vehicle.

- In the matter in question these exemptions refer to:
- exemptions related to the nature of the transport operation;
  - exemptions related to quantities carried per transport unit.

### EXEMPTIONS RELATED TO THE NATURE OF THE TRANSPORT OPERATION (TOTAL EXEMPTION PAR.1.1.3.1 ADR).

(a) The carriage of dangerous goods by private individuals where the goods in question are packaged for retail sale and are intended for their personal or domestic use or for their leisure or sporting activities provided that measures have been taken to prevent any leakage of contents in normal conditions of carriage. When these goods are flammable liquids carried in refillable receptacles filled by, or for, a private individual, the total quantity shall not exceed 60 liters per receptacle and 240 liters per transport unit. Dangerous goods in IBCs, large packagings or tanks are not considered to be packaged for retail sale.

(c) The carriage undertaken by enterprises which is ancillary to their main activity, such as deliveries to

dangerous goods packed in limited quantities.

- Packaging and containers provisions.
- Construction and testing of packagings.
- Construction and approval of vehicles.
- Conditions of carriage, loading, unloading and handling.
- Vehicle crews, equipment, operation and documentation.
- Total and partial exemptions.

Dangerous goods are defined on the basis of their properties and are divided into Classes. The Classes of dangerous goods, according to ADR, are the following:

- Class 1 - Explosive substances and articles.
- Class 2 - Gases.
- Class 3 - Flammable liquids.
- Class 4.1- Flammable solids, self-reactive substances and solid desensitized explosives.
- Class 4.2 - Substances liable to spontaneous combustion.
- Class 4.3 - Substances which, in contact with water, emit flammable gases.
- Class 5.1 - Oxidizing substances

or returns from building or civil engineering sites, or in relation to surveying, repairs and maintenance, in quantities of not more than 450 liters per packaging and within the maximum quantities specified in par. 1.1.3.6. Measures shall be taken to prevent any leakage of contents in normal conditions of carriage. These exemptions do not apply to Class 7. Carriage undertaken by such enterprises for their supply or external or internal distribution does not fall within the scope of this exemption.

### EXEMPTIONS RELATED TO QUANTITIES CARRIED PER TRANSPORT UNIT (PARTIAL EXEMPTION PAR. 1.1.3.6 ADR).

In accordance with this article, transport of dangerous goods can be partially exempt from ADR prescriptions if the quantity carried does not exceed the value indicated in a specific table (1.1.3.6.3). Transports under par. 1.1.3.6 have the following exemptions to the regulations;

- vehicle need not have orange Plates displayed;
- no requirement to have instructions in writing;
- driver does not need ADR Vocational licence, but will need awareness training.

in particular, for petroleum products:

- for goods belonging to Packaging Group II (i.e. gasoline) the maximum quantity carried per transport unit is 333 l;
- for goods belonging to Packaging Group III (i.e. Diesel Fuel, kerosene) the maximum quantity carried per transport unit is 1.000 L

- Class 5.2 - Organic peroxides.
- Class 6.1 - Toxic substances.
- Class 6.2 - Infectious substances.
- Class 7 - Radioactive material.
- Class 8 - Corrosive substances.
- Class 9 - Miscellaneous dangerous substances and articles.

From a quantitative point of view, the dangerous goods more prevalent on the roads are the petroleum products (Class 3 - Flammable liquids), in particular the products with number: UN 1202 (Diesel fuel), UN 1203 (gasoline) and UN1223 (kerosene).

### IN SUMMARY:

- Partial Exemption: in accordance with par. 1.1.3.6, the maximum quantities which can be carried per transport unit are:

	Max Quantity (L)	Container Type
Diesel fuel	1000	UN Approved - ADR Homologated for Dangerous Goods of Class 3 and Packaging Group III.
Gasoline	333	UN Approved - ADR Homologated for Dangerous Goods of Class 3 and Packaging Group II.

- Total Exemption- in accordance with par. 1.1.3.1, the maximum quantities which can be carried are:

### • par. 1.1.3.1 a), for private individuals:

	Max Quantity (L)	Container Type
Diesel Fuel and Gasoline	240 l, with a max of 60 l per unit.	Adequate for the purpose.

### • par. 1.1.3.1 c), for enterprises:

	Max Quantity (L)	Tipò di contenitore
Diesel fuel	450	Adequate for the purpose.
Gasoline	333	Adequate for the purpose.

When ordering please use the part numbers indicated in the catalogue.

Claims will not be accepted if we receive them 8 (eight) days after the reception of the order.

After this period the goods will be considered tacitly accepted.

The goods travel at customer's risk, even if Meclube organizes DAP shipment.

Except previously agreed, all prices are to be intended EX WORKS Bondeno di Gonzaga (MN), Incoterms 2020.

In case of late payments for any reason, including missed reception of statements of account, the buyer has to pay to the seller the annual interest in force at the moment of the sale, in the amount indicated on the invoice.

Any change of faulty products can be made to MECLUBE according to DAP Incoterms, and after having received our authorization.

The company MECLUBE takes no responsibilities for missing goods or damaged parcels caused by the shipment.

For any controversy only the Court of Mantua will entertain jurisdiction.

Specifications, dimensions, features and colours reported in this catalogue are not binding, and due to continuous performance enhancements of equipment and accessories, can be modified without any notice.



# NOTES

---

---

---

---

---

---

---

---

---

---

---

---

---

---

---

---

---

---

---

---

---

---

---

---



---

---

---

---

---

---

---

---

---

---

---

---

---

---

---

---

---

---

---

---

---

---

---

---



**MECLUBE srl**

Strada Pavese, 13 - Loc. Bondeno  
46023- Gonzaga (MN) - ITALIA  
Tel. +39 0376 595006 - +39 0376 595035  
Fax +39 0376 54144  
info@meclube.com

**[www.meclube.com](http://www.meclube.com)**