




COMPLETE FUEL SOLUTIONS



DIESEL / GASOLINE / AdBlue®/DEF

meclube.com





WE ARE MECLUBE
WE ARE **PASSION!**



EDITION 2026

meclube.com



Fully Italian production






































MECLUBE gives to all its customers the availability of a global service, assured by a wide range of products. The excellent relation between quality/price and the respect of the delivery time make our company an ideal partner. Thanks to the high flexibility of our modalities of production we are able to establish an exceptional relation with our customers that comes true in the customization, in the colour, in the brand of the company on the standard range of our products. Our purchase cycle becomes complete with a speedy and qualified assistance service.

Service

Our company is able to offer to all our customers items of high quality and availability. It has a modern and innovative equipment of project, a lot of machines with a huge productive potential, a wide range of stamps, manufacturing cycles, tools, test and assembly machinery. Our customers represent the most important patrimony of MECLUBE. We are convinced that people make the difference, and we are at their disposal to start a relationship of growth and innovation, always having in mind the only possible result: the best one.


























DIESEL FAMILY INDEX

	ELECTRIC PUMPS KIT "Battery Kit"page. 4		"Multitank" "Tank in Tank"page. 102
	ELECTRIC PUMPS KIT "Diesel Bag"page. 6		WHEELED FILTER GROUP "Mec-Filter"page. 104
	12-24V ELECTRIC PUMPS KIT "Barrel Kit"page. 8		WHEELED FILTER GROUP "EcoFilter"page. 108
	230-115V ELECTRIC PUMPS KIT "Transfer Kit"page. 12		DC 12-24V BATTERY PUMPS FOR DIESELpage. 110
	230-115V ELECTRIC PUMPS KIT "Barrel Kit"page. 16		AC 230-115V ELECTRIC PUMPS FOR DIESELpage.113
	CENTRIFUGAL PUMPS KIT "Dispenser Kit"page. 20		AC 230-400V HIGH FLOW MOTOR PUMP FOR DIESELpage.119
	WALL DISPENSER TRANSFER "Compact"page. 24		ELECTRIC PUMPS FOR OIL AND LUBRICANTSpage. 120
	WALL DISPENSER TRANSFER "Wall Mec"page. 30		MECHANICAL/DIGITAL METERS FOR DIESELpage. 122
	CABINET DISPENSER "Meclube Box"page. 38		ACCESSORIES FOR ELECTRONIC CONTROL UNITpage. 126
	DISTRIBUTOR DISPENSER "Mec-Reel"page. 46		MANUAL NOZZLESpage. 127
	DISPENSER GROUP "Double-Pump"page. 50		AUTOMATIC NOZZLESpage. 128
	DIESEL TRANSFER SYSTEM "Cami Dispenser"page. 52		WATER SEPARATING DELIVERY FILTERSpage. 131
	DIESEL TRANSFER SYSTEM "Gaia Service"page. 64		SUCTION HOSE KITS FOR DIESELpage. 134
	HOSE REEL SUPPORT BASE COLUMNpage. 70		ANTISTATIC RUBBER HOSES FOR DIESELpage. 134
	ELECTRONIC CONTROL UNIT "MecGest Box"page. 72		VALVES FILTERS FITTINGSpage. 136
	DIESEL TRANSFER SYSTEM "Service Station"page. 76		JERRY CANS FOR FUEL TRANSFERpage. 138
	TANK FOR DIESEL TRANSPORT "Diesel tank"page. 80		MANUAL PUMPS FOR DIESELpage. 139
	TANK FOR DIESEL TRANSPORT "Caddy"page. 100		AUTOMATIC HOSE REELS FOR DIESELpage. 140
			QUICK CONNECTORS "Camlock"page. 156

GASOLINE FAMILY INDEX

	ELECTRIC PUMPS KIT "Benz Kit"page. 158
	TANK FOR GASOLINE TRANSPORT "Benz-Tank"page. 164
	TANK FOR GASOLINE TRANSPORT "Caddy"page. 166
	ELECTRIC PUMP FOR GASOLINEpage. 168
	MECHANICAL/DIGITAL METERS FOR GASOLINEpage. 169
	AUTOMATIC HOSE REELS FOR GASOLINEpage. 170

DEF-AdBlue® FAMILY INDEX

	ELECTRIC PUMPS FOR DEF KIT "DEF-AdBlue® IBC"page. 178		TRANSFER KIT FOR DEF-AdBlue® "Giuly-Blu"page. 212
	ELECTRIC PUMPS FOR DEF KIT "Barrel Kit DEF-AdBlue®"page. 184		TRANSFER KIT FOR DEF-AdBlue® "Eco-Blu"page. 216
	PORTABLE ELECTRIC PUMPS KIT FOR DEF-AdBlue®page. 188		TROLLEYS FOR DRUMS 180-220Lpage. 218
	CABINET DISPENSER FOR DEF "Meclube Box DEF-AdBlue®"page. 192		ELECTRIC DIAPHRAGM PUMPS FOR DEF-AdBlue®page. 220
	"ELECTRONIC CAMI DISPENSER FOR DEF-AdBlue®"page. 196		ELECTRIC-PUMP FOR DEF-AdBlue® "Mec-Ariel"page. 222
	"ELECTRONIC GAIA SERVICE DEF-AdBlue®"page. 200		AIR-OPERATED DOUBLE DIAPHRAGM PUMPSpage. 224
	TANK FOR DEF TRANSPORT "DEF-AdBlue® Tank"page. 204		MANUAL/AUTOMATIC NOZZLES FOR DEF-AdBlue®page. 226
	DEF-DEF-AdBlue® TANK-DISTRIBUTOR "DEF-Tank"page. 208		DIGITAL FLOW METERS AND FILTERS FOR DEF-AdBlue®page. 228
	TANK FOR DEF-AdBlue® TRANSPORT "Caddy"page. 210		ACCESSORIES FOR ELECTRONIC CONTROL UNITpage. 229
			FITTINGS AND CONNECTIONS FOR DEF-AdBlue® SUCTION HOSES KIT FOR DEF-AdBlue®page. 230
			MANUAL PUMPS FOR DEF-AdBlue® TRANSFERpage.232
			AUTOMATIC HOSE REELS FOR DEF-AdBlue® MANUAL NOZZLES FOR FOODpage.234
			DIGITAL FLOW METER FOR FOOD TROLLEY FOR 20-30L DRUMSpage. 240
			STAINLESS STEEL MANUAL PUMPpage. 241

Portable diesel transferring kit with 12V or 24V DC electric pump. It is useful when the distribution or the diesel fuel transfer are needed, but only the electric power supply of a battery is available.

“Battery Kit” series composed by:



Art. 091-5080-045 12V Pump - power cable (sec. 2,5 mmq, 2 m lenght) with pincers and fuse - 45 l/min

Art. 091-5082-045 24V Pump - power cable (sec. 2,5 mmq, 2 m lenght) with pincers and fuse - 45 l/min



Art. 091-5081-060 12V Pump - power cable (sec. 4 mmq, 4 m lenght) with pincers and fuse - 60 l/min

Art. 091-5083-060 24V Pump- power cable (sec. 4 mmq, 4 m lenght) with pincers and fuse - 60 l/min



Art. 091-6081-085 Pump 12 V - power cable (sec. 6 mmq, 4 m lenght) with pincers and fuse - 85 l/min

Art. 091-6083-085 24 V Pump - power cable (sec. 6 mmq, 4 m lenght) with pincers and fuse - 85 l/min



Art. 908-0516-040 Connection hose \varnothing 20 mm M-M 1” 4 m lenght



Art. 095-5430-020 Suction hose kit \varnothing 25 mm, 2 m lenght



Art. 093-5200-000 Manual nozzle MC80 Flow rate 80 l/min




Art. 093-5210-000 Automatic nozzle PA60 Flow rate 70 l/min

Art. 093-5215-000 Automatic nozzle PA90 Flow rate 90 l/min

ELECTRIC PUMPS KIT FOR DIESEL TRANSFER "Battery Kit"



Ref.	Descrip.	Flow rate	Voltage	Power	Inlet-Outlet	Conn. Hose	Nozzle	Duty cycle	Weight	Packaging
		l/min	DC Volt	W	BSPG	Ø		min	Kg	mm

090-5025-045	Battery kit	45	12	264	F1" - F1"	20	Manual	40	9.50	410X400X270
090-5025-060	Battery kit	60	12	336	F1" - F1"	20	Manual	40	10,70	410X400X270
090-5025-085	Battery kit	85	12	432	F1" - F1"	20	Manual	S2 30	13,65	410X400X270

090-5026-045	Battery kit	45	24	312	F1" - F1"	20	Manual	40	9.50	410X400X270
090-5026-060	Battery kit	60	24	432	F1" - F1"	20	Manual	40	10,70	410X400X270
090-5026-085	Battery kit	85	24	432	F1" - F1"	20	Manual	S2 30	13,65	410X400X270

090-5027-045	Battery kit	45	12	264	F1" - F1"	20	Aut.PA60	40	9.80	410X400X270
090-5027-060	Battery kit	60	12	336	F1" - F1"	20	Aut.PA60	40	11,20	410X400X270
090-5027-085	Battery kit	85	12	432	F1" - F1"	20	Aut.PA90	S2 30	14,55	410X400X270

090-5028-045	Battery kit	45	24	312	F1" - F1"	20	Aut.PA60	40	9.80	410X400X270
090-5028-060	Battery kit	60	24	432	F1" - F1"	20	Aut.PA60	40	11,20	410X400X270
090-5028-085	Battery kit	85	24	432	F1" - F1"	20	Aut.PA90	S2 30	14,55	410X400X270

Portable Diesel Bag with 12V or 24V DC electric pump. It is useful when the distribution or the diesel fuel transfer are needed, but only the electric power supply of a battery is available. Equipped with a practical plastic case that allows the operator to work safely while maintaining a clean work environment.

“Diesel Bag” series composed by:



Art. 091-5080-045 12V Pump- power cable (sec. 2,5 mmq, 2 m lenght)
with pincers and fuse - 45 l/min

Art. 091-5082-045 24V Pump- power cable (sec. 2,5 mmq, 2 m lenght)
with pincers and fuse - 45 l/min



Art. 908-0516-040 Connection hose \varnothing 20 mm M-M 1” 4 m lenght



Art. 095-5430-020 Suction kit hose \varnothing 25 mm 2 m lenght



Art. 093-5200-000 Manual nozzle MC80 Flow rate 80 l/min



Art. 093-5210-000 Automatic nozzle PA60 Flow rate 70 l/min




Art. A11-3000-001 Protective gloves



Art. 090-5020-000 Portable plastic box 410x600x224

ELECTRIC PUMPS KIT FOR DIESEL TRANSFER “Diesel Bag”



Ref.	Descrip.	Flow Rate	Voltage	Power	Inlet-Outlet	Conn. Hose	Nozzle	Duty Cycle	Weight	Packaging
		l/min	DC Volt	W	BSPG	Ø		min	Kg	mm

090-5021-B45	Diesel Bag	45	12	264	F1" - F1"	20	Manual	40	12,30	420X610X235
090-5022-B45	Diesel Bag	45	24	312	F1" - F1"	20	Manual	40	12,75	420X610X235
090-5023-B45	Diesel Bag	45	12	264	F1" - F1"	20	Aut.PA60	40	12,30	420X610X235
090-5024-B45	Diesel Bag	45	24	312	F1" - F1"	20	Aut.PA60	40	12,75	420X610X235

Portable diesel transferring kit with 12V or 24V DC electric pump. It is useful when the distribution or the diesel fuel transfer are needed, but only the electric power supply of a battery is available.

“Barrel Kit” series composed by:



Art. 091-5080-045 12V Pump- power cable (sec. 2,5 mmq, 2 m lenght)
with pincers and fuse - 45 l/min

Art. 091-5082-045 24V Pump- power cable (sec. 2,5 mmq, 2 m lenght)
with pincers and fuse - 45 l/min



Art. 091-5081-060 12V Pump- power cable (sec. 4 mmq, 4 m lenght)
with pincers and fuse - 60 l/min

Art. 091-5083-060 24V Pump- power cable (sec. 4 mmq, 4 m lenght)
with pincers and fuse - 60 l/min



Art. 091-6081-085 12 V Pump- power cable (sec. 6 mmq, 4 m lenght)
with pincers and fuse - 85 l/min

Art. 091-6083-085 24 V Pump- power cable (sec. 6 mmq, 4 m lenght)
with pincers and fuse - 85 l/min



Art. 908-0516-040 Connection hose ø 20 mm M-M 1” 4 m lenght



Art. 095-5284-000 Telescopic suction hose with foot valve
M 1” 495<885 mm lenght



Art. 095-5280-609 M 1”- M 2” quick coupling



Art. 093-5200-000 Manual nozzle MC80 Flow rate 80 l/min



Art. 093-5210-000 Automatic nozzle PA60 Flow rate 70 l/min


Art. 093-5215-000 Automatic nozzle PA90 Flow rate 90 l/min



Art. 093-5306-000 Nozzle support bracket

ELECTRIC PUMPS KIT FOR DIESEL TRANSFER “Barrel Kit”



Ref.	Descrip.	Flow rate	Voltage	Power	Inlet-Outlet	Conn. Hose	Nozzle	Duty cycle	Weight	Packaging
		l/min	DC Volt	W	BSPG	Ø		min	Kg	mm

090-5030-045	Barrel Kit	45	12	264	F1" - F1"	20	Manual	40	11,05	410X400X320
090-5030-060	Barrel Kit	60	12	336	F1" - F1"	20	Manual	40	12,45	410X400X320
090-5030-085	Barrel Kit	85	12	432	F1" - F1"	20	Manual	S2 30	15,35	410X400X320

090-5032-045	Barrel Kit	45	24	312	F1" - F1"	20	Manual	40	11,05	410X400X320
090-5032-060	Barrel Kit	60	24	432	F1" - F1"	20	Manual	40	12,45	410X400X320
090-5032-085	Barrel Kit	85	24	432	F1" - F1"	20	Manual	S2 30	15,35	410X400X320

090-5035-045	Barrel Kit	45	12	264	F1" - F1"	20	Aut.PA60	40	11,50	410X400X320
090-5035-060	Barrel Kit	60	12	336	F1" - F1"	20	Aut.PA60	40	12,85	410X400X320
090-5035-085	Barrel Kit	85	12	432	F1" - F1"	20	Aut.PA90	S2 30	16,25	410X400X320

090-5036-045	Barrel Kit	45	24	312	F1" - F1"	20	Aut.PA60	40	11,50	410X400X320
090-5036-060	Barrel Kit	60	24	432	F1" - F1"	20	Aut.PA60	40	12,85	410X400X320
090-5036-085	Barrel Kit	85	24	432	F1" - F1"	20	Aut.PA90	S2 30	16,25	410X400X320

Portable diesel transferring kit with 12V or 24V DC electric pump. It is useful when the distribution or the diesel fuel transfer are needed, but only the electric power supply of a battery is available.

“Barrel Kit” series composed by:



Art. 091-5080-045 12V Pump- power cable (sec. 2,5 mmq, 2 m lenght) with pincers and fuse - 45 l/min

Art. 091-5082-045 24V Pump- power cable (sec. 2,5 mmq, 2 m lenght) with pincers and fuse - 45 l/min



Art. 091-5081-060 12V Pump- power cable (sec. 4 mmq, 4 m lenght) with pincers and fuse - 60 l/min

Art. 091-5083-060 24V Pump- power cable (sec. 4 mmq, 4 m lenght) with pincers and fuse - 60 l/min



Art. 091-6081-085 12 V Pump- power cable (sec. 6 mmq, 4 m lenght) with pincers and fuse - 85 l/min

Art. 091-6083-085 24 V Pump- power cable (sec. 6 mmq, 4 m lenght) with pincers and fuse - 85 l/min



Art. 092-5103-000 Mechanical flow meter 3 digits F1” 120 l/min



Art. 908-0516-040 Connection hose \varnothing 20 mm M-M 1” 4 m lenght



Art. 095-5284-000 Telescopic suction hose with foot valve M 1” 495<885 mm lenght



Art. 095-5280-609 M 1”- M 2” quick coupling



Art. 093-5200-000 Manual nozzle MC80 Flow rate 80 l/min



Art. 093-5210-000 Automatic nozzle PA60 Flow rate 70 l/min



Art. 093-5215-000 Automatic nozzle PA90 Flow rate 90 l/min



Art. 093-5306-000 Nozzle support bracket

ELECTRIC PUMPS KIT FOR DIESEL TRANSFER “Barrel Kit”



Ref.	Descrip.	Flow rate	Voltage	Power	Inlet-Outlet	Conn. hose	Nozzle	Flow meter	Duty cycle	Weight	Packaging
		l/min	DC Volt	W	BSPG	Ø			min	Kg	mm

090-5037-M45	Barrel Kit	45	12	264	F1"-F1"	20	Manual	YES	40	12,90	550X400X320
090-5037-M60	Barrel Kit	60	12	336	F1"-F1"	20	Manual	YES	40	14,30	550X400X320
090-5037-M85	Barrel Kit	85	12	432	F1"-F1"	20	Manual	YES	S2 30	17,82	550X400X320

090-5038-M45	Barrel Kit	45	24	312	F1"-F1"	20	Manual	YES	40	12,90	550X400X320
090-5038-M60	Barrel Kit	60	24	432	F1"-F1"	20	Manual	YES	40	14,30	550X400X320
090-5038-M85	Barrel Kit	85	24	432	F1"-F1"	20	Manual	YES	S2 30	17,82	550X400X320

090-5037-045	Barrel Kit	45	12	264	F1"-F1"	20	Aut.PA60	YES	40	13,32	550X400X320
090-5037-060	Barrel Kit	60	12	336	F1"-F1"	20	Aut.PA60	YES	40	14,70	550X400X320
090-5037-085	Barrel Kit	85	12	432	F1"-F1"	20	Aut.PA90	YES	S2 30	18,10	550X400X320

090-5038-045	Barrel Kit	45	24	312	F1"-F1"	20	Aut.PA60	YES	40	13,32	550X400X320
090-5038-060	Barrel Kit	60	24	432	F1"-F1"	20	Aut.PA60	YES	40	14,70	550X400X320
090-5038-085	Barrel Kit	85	24	432	F1"-F1"	20	Aut.PA90	YES	S2 30	18,10	550X400X320

Transfer kit composed by electric vane pump 230V/115V, hose \varnothing 20 4 m lenght, suction hose \varnothing 25 2 m lenght complete with valve + filter, manual or automatic dispensing nozzle.

“Transfer Kit” series composed by:



Art. 091-6100-060 Electric pump AC 230V 50Hz MEC-60 l/min



Art. 091-6100-070 Electric pump AC 230V 50Hz MEC-70 l/min

Art. 091-6102-070 Electric pump AC 115V 60Hz MEC-70 l/min



Art. 908-0516-040 Connection hose \varnothing 20 mm M-M 1” 4 m lenght



Art. 095-5440-020 Suction kit hose \varnothing 25 mm 2 m lenght




Art. 093-5200-000 Aluminium manual nozzle MC80 Flow rate 80 l/min



Art. 093-5210-000 Automatic nozzle PA60 Flow rate 70 l/min

ELECTRIC PUMPS KIT FOR DIESEL TRANSFER "Transfer Kit"



Ref.	Descrip.	Flow rate	Voltage	Power	Inlet-Outlet	Conn. Hose	Nozzle	Duty cycle	Weight	Packaging
		l/min	AC V./Hz	W	BSPG	Ø		min	Kg	mm

090-5260-060	Transfer Kit	60	230/50	440	F1" - F1"	20	Manual	Contin.	12,50	410X400X270
090-5260-070	Transfer Kit	70	230/50	480	F1" - F1"	20	Manual	Contin.	13,40	410X400X270
090-5260-07X	Transfer Kit	70	115/60	495	F1" - F1"	20	Manual	Contin.	13,70	410X400X270
090-5262-060	Transfer Kit	60	230/50	440	F1" - F1"	20	Aut.PA60	Contin.	12,90	410X400X270
090-5262-070	Transfer Kit	70	230/50	480	F1" - F1"	20	Aut.PA60	Contin.	14,00	410X400X270
090-5262-07X	Transfer Kit	70	115/60	495	F1" - F1"	20	Aut.PA60	Contin.	14,30	410X400X270

Transfer kit composed by electric vane pump 230V / 115V, hose \varnothing 25 4 m lenght, suction hose \varnothing 25 2 m lenght complete with valve + filter, manual or automatic dispensing nozzle.

“Transfer Kit” series composed by:



Art. 091-6100-100 Electric Pump AC 230V 50Hz MEC-100 l/min

Art. 091-6102-100 Electric Pump AC 115V 60Hz MEC-100 l/min



Art. 091-6100-150 Electric Pump AC 230V 50Hz MEC-150 l/min



Art. 908-0616-040 Connection hose \varnothing 25 mm M 1" - M 1" m lenght

Art. 908-0718-040 Connection hose \varnothing 32 mm M 1.2" - M 1.1.4" m lenght



Art. 095-5440-020 Suction hose kit \varnothing 25 mm 2 m M 1" lenght

Art. 095-5457-020 Suction hose kit \varnothing 32 mm 2 m M 1.1.4" lenght



Art. 093-5200-000 Aluminium manual nozzle MC80 Flow rate 80 l/min




Art. 093-5220-000 Automatic nozzle PA120 Flow rate 120 l/min



Art. 093-5220-180 Automatic nozzle PA180 Flow rate 180 l/min

ELECTRIC PUMPS KIT FOR DIESEL TRANSFER "Transfer Kit"



Ref.	Descrip.	Flow rate	Voltage	Power	Inlet-Outlet	Conn. hose	Nozzle	Duty cycle	Weight	Packaging
		l/min	AC V.Hz	W	BSPG	Ø		min	Kg	mm

090-5300-100	Transfer Kit	100	230/50	800	F1" - F1"	25	Manual	Contin.	19,50	410X400X270
090-5300-10X	Transfer Kit	100	115/60	1045	F1" - F1"	25	Manual	Contin.	19,80	410X400X270
090-5302-100	Transfer Kit	100	230/50	800	F1" - F1"	25	Aut.PA120	Contin.	20,40	410X400X270
090-5302-150	Transfer Kit	150	230/50	2780	F-F1 1.4"	32	Aut.PA180	Contin.	21,10	410X400X270
090-5302-10X	Transfer Kit	100	115/60	1045	F1" - F1"	25	Aut.PA120	Contin.	20,70	410X400X270

Kit for diesel transfer from drums and barrels through electric vane pump 230V / 115V.

The kit is composed by metallic telescopic hose for suction, 2” quick coupling for drum fixing, manual or automatic dispensing nozzle, with support bracket to facilitate the usage of the dispenser.

“Barrel Kit” series composed by:



Art. 091-6100-060 Electric pump AC 230V 50Hz MEC-60 l/min



Art. 091-6100-070 Electric pump AC 230V 50Hz MEC-70 l/min

Art. 091-6102-070 Electric pump AC 115V 60Hz MEC-70 l/min



Art. 908-0516-040 Connection hose \varnothing 20 mm M-M 1” 4 m lenght



Art. 095-5284-000 Telescopic suction hose with foot valve
M 1” 495<885 mm lenght



Art. 095-5280-609 M 1”- M 2” quick coupling



Art. 093-5200-000 Aluminium manual nozzle MC80 Flow rate 80 l/min




Art. 093-5210-000 Automatic nozzle PA60 Flow rate 70 l/min



Art. 093-5306-000 Nozzle support bracket

ELECTRIC PUMPS KIT FOR DIESEL TRANSFER “Barrel Kit”



Ref.	Descrip.	Flow rate	Voltage	Power	Inlet-Outlet	Conn. hose	Nozzle	Duty Cycle	Weight	Packaging
		l/min	AC V./Hz	W	BSPG	Ø		min	Kg	mm

090-5039-M60	Barrel Kit	60	230/50	440	F1" - F1"	20	Man.	Contin.	14,20	410X400X320
090-5039-M70	Barrel Kit	70	230/50	480	F1" - F1"	20	Man.	Contin.	14,20	410X400X320
090-5039-M7X	Barrel Kit	70	115/60	650	F1" - F1"	20	Man.	Contin.	14,50	410X400X320
090-5039-060	Barrel Kit	60	230/50	440	F1" - F1"	20	Aut.PA60	Contin.	14,60	410X400X320
090-5039-070	Barrel Kit	70	230/50	480	F1" - F1"	20	Aut.PA60	Contin.	14,60	410X400X320
090-5039-07X	Barrel Kit	70	115/60	650	F1" - F1"	20	Aut.PA60	Contin.	14,90	410X400X320

Kit for diesel transfer from drums and barrels through electric vane pump 230V / 115V. The kit is composed by metallic telescopic hose for suction, mechanical flow meter, 2” quick coupling for drum fixing, manual or automatic dispensing nozzle, with support bracket to facilitate the usage of the dispenser.

“Barrel Kit” series composed by:



Art. 091-6100-060 Electric pump AC 230V 50Hz MEC-60 l/min



Art. 091-6100-070 Electric pump AC 230V 50Hz MEC-70 l/min

Art. 091-6102-070 Electric pump AC 115V 60Hz MEC-70 l/min



Art. 092-5103-000 Mechanical flow meter 3 digits F1” 120 l/min



Art. 908-0516-040 Connection hose ø 20 mm M-M 1” 4 m lenght



Art. 095-5284-000 Telescopic suction hose with foot valve
M 1” 495<885 mm lenght



Art. 095-5280-609 M 1”- M 2” quick coupling



Art. 093-5200-000 Aluminium manual nozzle MC80 Flow rate 80 l/min





Art. 093-5210-000 Automatic nozzle PA60 Flow rate 70 l/min



Art. 093-5306-000 Nozzle support bracket

ELECTRIC PUMPS KIT FOR DIESEL TRANSFER “Barrel Kit”



Ref.	Descrip.	Flow rate	Voltage	Power	Inlet-Outlet	Conn. hose	Nozzle	Flow meter	Duty cycle	Weight	Packaging
		l/min	AC V./Hz	W	BSPG	Ø			min	Kg	mm

090-5040-M60	Barrel Kit	60	230/50	440	F1" - F1"	20	Man.	YES	Contin.	16,00	550X400X320
090-5040-M70	Barrel Kit	70	230/50	480	F1" - F1"	20	Man.	YES	Contin.	16,00	550X400X320
090-5040-M7X	Barrel Kit	70	115/60	650	F1" - F1"	20	Man.	YES	Contin.	16,30	550X400X320
090-5040-060	Barrel Kit	60	230/50	440	F1" - F1"	20	Aut.PA60	YES	Contin.	16,50	550X400X320
090-5040-070	Barrel Kit	70	230/50	480	F1" - F1"	20	Aut.PA60	YES	Contin.	16,50	550X400X320
090-5040-07X	Barrel Kit	70	115/60	650	F1" - F1"	20	Aut.PA60	YES	Contin.	16,80	550X400X320



CENTRIFUGAL PUMP KIT FOR DIESEL TRANSFER “Dispenser Kit”

Centrifugal electric pump kit for diesel transfer. It is perfect for a quick and handy refuelling from barrels of diesel-powered vehicles. It is equipped with suction filter and integrated switch. It can be powered from electric line 230V / 115V and battery 12V / 24V.

It is connected to the barrel through M64x4 2” BSP.

“Dispenser Kit” series composed by:



Art. 091-5600-040 Electric pump 230V 50Hz 40 l/min

Art. 091-5602-040 Electric pump 115V 60Hz 40 l/min



Art. 091-5610-035 Electric pump 12V 35 l/min

Art. 091-5612-035 Electric pump 24 V 35 l/min



Art. 908-0500-040 Antistatic rubber hose for diesel \varnothing 19X27 mm 4 m length




Art. 093-5199-000 Plastic manual nozzle “MP120” Flow rate 120 l/min



Art. 093-5210-000 Automatic nozzle PA60 Flow rate 70 l/min

CENTRIFUGAL PUMP KIT FOR DIESEL TRANSFER “Dispenser Kit”



Ref.	Descrip.	Flow rate	Voltage	Power	Fixing to barrel	Conn. hose	Nozzle	Duty cycle	Weight	Packaging
		l/min	AC V./Hz DC Volt	W	BSPG	Ø		min	Kg	mm

090-5400-040	Dispenser kit	40	230/50	224	2"	19	Man.	Contin.	4,00	410x400x270
090-5400-04X	Dispenser kit	40	115/60	320	2"	19	Man.	Contin.	4,00	410x400x270
090-5400-Y35	Dispenser kit	35	12	110	2"	19	Man.	Contin.	4,00	410x400x270
090-5400-Z35	Dispenser kit	35	24	135	2"	19	Man.	Contin.	4,00	410x400x270
090-5401-040	Dispenser kit	40	230/50	224	2"	19	Aut.PA60	Contin.	5,10	410x400x270
090-5401-04X	Dispenser kit	40	115/60	320	2"	19	Aut.PA60	Contin.	5,10	410x400x270
090-5401-Y35	Dispenser kit	35	12	110	2"	19	Aut.PA60	Contin.	5,10	410x400x270
090-5401-Z35	Dispenser kit	35	24	135	2"	19	Aut.PA60	Contin.	5,10	410x400x270

Centrifugal electric pump kit for diesel transfer. It is perfect for a quick and handy refuelling from barrels of diesel-powered vehicles. It is equipped with suction filter and integrated switch. It can be powered from electric line 230V / 115V and battery 12V / 24V.

It is connected to the barrel through M64x4 2” BSP.

“Dispenser Kit” series composed by



Art. 091-5600-040 Electric pump 230V 50Hz 40 l/min

Art. 091-5602-040 Electric pump 115V 60Hz 40 l/min



Art. 091-5610-035 Electric pump 12V 35 l/min

Art. 091-5612-035 Electric pump 24 V 35 l/min



Art. 092-5124-000 Digital turbine flow meter MEC 24
min/max flow rate 7/120 l/min



Art. 908-0500-040 Antistatic rubber hose for diesel \varnothing 19X27 mm 4 m lenght



Art. 093-5199-000 Plastic manual nozzle “MP120” Flow rate 120 l/min



Art. 093-5210-000 Automatic nozzle PA60 Flow rate 70 l/min

CENTRIFUGAL PUMP KIT FOR DIESEL TRANSFER “Dispenser Kit”



Ref.	Descrip.	Flow rate	Voltage	Power	Fixing to barell	Conn. hose	Nozzle	Flow meter	Duty cycle	Wei-ght	Packaging
		l/min	AC V./Hz DC Volt	W	BSPG	Ø			min	Kg	mm

090-5402-040	Dispenser kit	40	230/50	224	2"	19	Man	YES	Contin.	4,45	410x400x270
090-5402-04X	Dispenser kit	40	115/60	320	2"	19	Man.	YES	Contin.	4,45	410x400x270
090-5402-Y35	Dispenser kit	35	12	110	2"	19	Man.	YES	Contin.	4,45	410x400x270
090-5402-Z35	Dispenser kit	35	24	135	2"	19	Man.	YES	Contin.	4,45	410x400x270
090-5403-040	Dispenser kit	40	230/50	224	2"	19	Aut.PA60	YES	Contin.	5,45	410x400x270
090-5403-04X	Dispenser kit	40	115/60	320	2"	19	Aut.PA60	YES	Contin.	5,45	410x400x270
090-5403-Y35	Dispenser kit	35	12	110	2"	19	Aut.PA60	YES	Contin.	5,45	410x400x270
090-5403-Z35	Dispenser kit	35	24	135	2"	19	Aut.PA60	YES	Contin.	5,45	410x400x270

Diesel transferring kit for private use. It allows the quick and safe filling of the vehicles.
All the accessories to complement the dispenser are available.

“Compact” composed by:



Art. 091-5081-045 12V Pump - power cable (sec. 4 mmq, 4 m lenght) with pincers and fuse - 45 l/min

Art. 091-5083-045 24V Pump- power cable (sec. 4 mmq, 4 m lenght) con pincers and fuse - 45 l/min



Art. 091-5081-060 12V Pump- power cable (sec. 4 mmq, 4 m lenght) with pincers and fuse - 60 l/min

Art. 091-5083-060 24V Pump- power cable (sec. 4 mmq, 4 m lenght) with pincers and fuse - 60 l/min



Art. 091-6100-060 Electric pump AC 230V 50Hz MEC-60 l/min

Art. 091-6100-070 Electric pump AC 230V 50Hz MEC-70 l/min

Art. 091-6100-100 Electric pump AC 230V 50Hz MEC-100 l/min



Art. 091-6102-070 Electric pump AC 115V 60Hz MEC-70 l/min

Art. 091-6102-100 Electric pump AC 115V 60Hz MEC-100 l/min



Art. 908-0516-040 Connection hose ø 20 mm M-M 1” 4 m lenght

Art. 908-0616-040 Connection hose ø 25 mm M-M 1” 4 m lenght



Art. 093-5200-000 Aluminium manual nozzle MC80 Flow rate 80 l/min



Art. 093-5210-000 Automatic nozzle PA60 Flow rate 70 l/min

Art. 093-5220-000 Automatic nozzle PA120 Flow rate 120 l/min

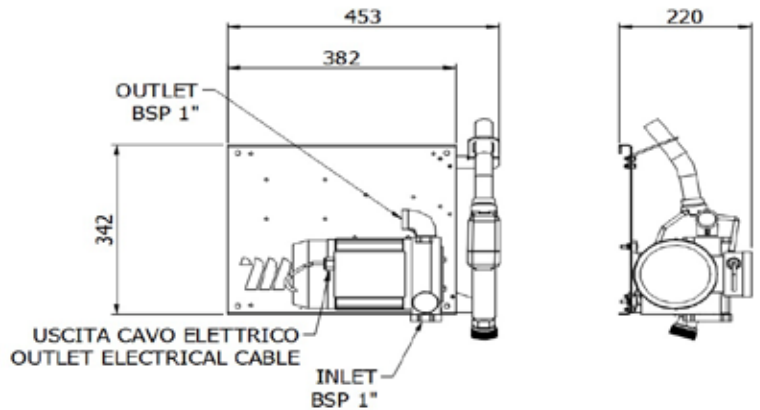
OPTIONAL:



Suction hose kit

Cartridge filter

WALL DISPENSER FOR DIESEL TRANSFER "Compact"



Ref.	Descrip.	Flow rate	Voltage	Power	Inlet-outlet	Conn. hose	Nozzle	Duty cycle	Weight	Packaging
		l/min	AC V/Hz DC Volt	W	BSPG	∅		min	Kg	mm

090-5043-060	Compact	60	230/50	440	F1" - F1"	20	Aut.PA60	Contin.	15,50	410X400X320
090-5043-070	Compact	70	230/50	480	F1" - F1"	20	Aut.PA60	Contin.	15,50	410X400X320
090-5043-100	Compact	100	230/50	800	F1" - F1"	25	Aut.PA120	Contin.	22,00	410X400X320
090-5044-060	Compact	60	230/50	440	F1" - F1"	20	Man.	Contin.	14,90	410X400X320
090-5044-070	Compact	70	230/50	480	F1" - F1"	20	Man.	Contin.	14,90	410X400X320
090-5044-100	Compact	100	230/50	800	F1" - F1"	25	Man.	Contin.	21,00	410X400X320
090-5043-07X	Compact	70	115/60	650	F1" - F1"	20	Aut.PA60	Contin.	15,80	410X400X320
090-5043-10X	Compact	100	115/60	1045	F1" - F1"	25	Aut.PA120	Contin.	22,28	410X400X320
090-5044-07X	Compact	70	115/60	650	F1" - F1"	20	Man.	Contin.	15,40	410X400X320
090-5044-10X	Compact	100	115/60	1045	F1" - F1"	25	Man.	Contin.	21,30	410X400X320
090-5043-Y45	Compact	45	12	264	F1" - F1"	20	Aut.PA60	40	12,15	410X400X320
090-5043-Z45	Compact	45	24	312	F1" - F1"	20	Aut.PA60	40	12,15	410X400X320
090-5043-Y60	Compact	60	12	336	F1" - F1"	20	Aut.PA60	40	13,30	410X400X320
090-5043-Z60	Compact	60	24	432	F1" - F1"	20	Aut.PA60	40	13,30	410X400X320
090-5044-Y45	Compact	45	12	264	F1" - F1"	20	Man.	40	11,60	410X400X320
090-5044-Z45	Compact	45	24	312	F1" - F1"	20	Man.	40	11,60	410X400X320
090-5044-Y60	Compact	60	12	336	F1" - F1"	20	Man.	40	12,75	410X400X320
090-5044-Z60	Compact	60	24	432	F1" - F1"	20	Man.	40	12,75	410X400X320

Diesel transferring kit for private use. It allows the quick and safe filling of the vehicles.

It also permits to measure and record the dispensed quantities.

All the accessories to complement the dispenser are available.

“Compact” series composed by:



Art. 091-5081-045 12V Pump - power cable (sec. 4 mmq, 4 m length) with pincers and fuse - 45 l/min



Art. 091-5083-045 24V Pump - power cable (sec. 4 mmq, 4 m length) with pincers and fuse - 45 l/min



Art. 091-5081-060 12V Pump - power cable(sec. 4 mmq, 4 m length) with pincers and fuse - 60 l/min

Art. 091-5083-060 24V Pump- power cable (sec. 4 mmq, 4 m length) with pincers and fuse - 60 l/min

Art. 091-6081-085 12V Pump - power cable(sec. 6 mmq, 4 m length) with pincers and fuse - 85 l/min

Art. 091-6083-085 24V Pump- power cable (sec. 6 mmq, 4 m length) with pincers and fuse - 85 l/min



Art. 091-6100-060 Electric pump AC 230V 50Hz MEC-60 l/min

Art. 091-6100-070 Electric pump AC 230V 50Hz MEC-70 l/min

Art. 091-6100-100 Electric pump AC 230V 50Hz MEC-100 l/min

Art. 091-6102-070 Electric pump AC 115V 60Hz MEC-70 l/min

Art. 091-6102-100 Electric pump AC 115V 60Hz MEC-100 l/min



Art. 908-0516-040 Connection hose ø 20 mm M-M 1” 4 m length

Art. 908-0616-040 Connection hose ø 25 mm M-M 1” 4 m length



Art. 093-5200-000 Aluminium manual nozzle MC80 Flow rate 80 l/min



Art. 093-5210-000 Automatic nozzle PA60 Flow rate 70 l/min

Art. 093-5215-000 Automatic nozzle PA90 Flow rate 90 l/min

Art. 093-5220-000 Automatic nozzle PA120 Flow rate 120 l/min



Art. 092-5103-000 Mechanical flow meter 3 digits F1” 120 l/min 3C

Art. 092-5104-000 Mechanical flow meter 4 digits F1” 120 l/min 4C



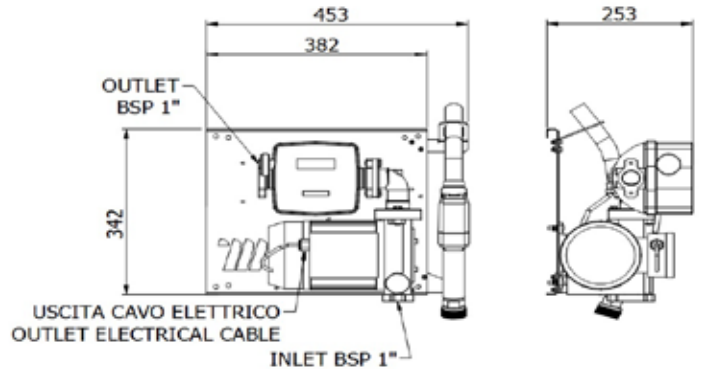
OPTIONAL:

Suction hose kit



Cartridge filter

WALL DISPENSER FOR DIESEL TRANSFER "Compact"



Ref.	Descrip.	Flow rate l/min	Voltage AC V/Hz DC Volt	Power W	Inlet-outlet BSPG	Conn. hose Ø	Nozzle	Flow meter	Duty cycle min	Weight Kg	Packaging mm
090-5045-060	Compact	60	230/50	440	F1" - F1"	20	AutPA60	3C	Contin.	17,55	410X400X320
090-5045-070	Compact	70	230/50	480	F1" - F1"	20	AutPA60	3C	Contin.	17,55	410X400X320
090-5045-100	Compact	100	230/50	800	F1" - F1"	25	AutPA120	4C	Contin.	23,90	410X400X320
090-5046-060	Compact	60	230/50	440	F1" - F1"	20	Manual	3C	Contin.	16,85	410X400X320
090-5046-070	Compact	70	230/50	480	F1" - F1"	20	Manual	3C	Contin.	16,85	410X400X320
090-5046-100	Compact	100	230/50	800	F1" - F1"	25	Manual	4C	Contin.	23,00	410X400X320
090-5045-07X	Compact	70	115/60	650	F1" - F1"	20	AutPA60	3C	Contin.	18,05	410X400X320
090-5045-10X	Compact	100	115/60	1045	F1" - F1"	25	AutPA120	4C	Contin.	24,20	410X400X320
090-5046-07X	Compact	70	115/60	650	F1" - F1"	20	Manual	3C	Contin.	17,35	410X400X320
090-5046-10X	Compact	100	115/60	1045	F1" - F1"	25	Manual	4C	Contin.	23,30	410X400X320
090-5045-Y45	Compact	45	12	264	F1" - F1"	20	AutPA60	3C	40	14,25	410X400X320
090-5045-Z45	Compact	45	24	312	F1" - F1"	20	AutPA60	3C	40	14,25	410X400X320
090-5045-Y60	Compact	60	12	336	F1" - F1"	20	AutPA60	3C	40	15,40	410X400X320
090-5045-Z60	Compact	60	24	432	F1" - F1"	20	AutPA60	3C	40	15,40	410X400X320
090-5046-Y45	Compact	45	12	264	F1" - F1"	20	Manual	3C	40	13,70	410X400X320
090-5046-Z45	Compact	45	24	312	F1" - F1"	20	Manual	3C	40	13,70	410X400X320
090-5046-Y60	Compact	60	12	336	F1" - F1"	20	Manual	3C	40	14,85	410X400X320
090-5046-Z60	Compact	60	24	432	F1" - F1"	20	Manual	3C	40	14,85	410X400X320
090-5046-Y85	Compact	85	12	432	F1" - F1"	20	AutPA90	4C	40	18,50	410X400X320
090-5046-Z85	Compact	85	24	432	F1" - F1"	20	AutPA90	4C	32	18,50	410X400X320

Diesel transferring kit for private use. It allows the quick and safe filling of the vehicles.

It also permits to measure and record the dispensed quantities.

All the accessories to complement the dispenser are available.

“Compact” series composed by:



Art. 091-5081-045 12V Pump - power cable (sec. 4 mmq, 4 m lenght) with pincers and fuse - 45 l/min

Art. 091-5083-045 24V Pump - power cable (sec. 4 mmq, 4 m lenght) with pincers and fuse- 45 l/min



Art. 091-5081-060 12V Pump - power cable(sec. 4 mmq, 4 m lenght) with pincers and fuse - 60 l/min

Art. 091-5083-060 24V Pump- power cable (sec. 4 mmq, 4 m lenght) with pincers and fuse - 60 l/min



Art. 091-6081-085 12V Pump - power cable(sec. 6 mmq, 4 m lenght) with pincers and fuse - 85 l/min

Art. 091-6083-085 24V Pump- power cable (sec. 6 mmq, 4 m lenght) with pincers and fuse - 85 l/min



Art. 091-6100-060 Electric pump AC 230V 50Hz MEC-60 l/min

Art. 091-6100-070 Electric pump AC 230V 50Hz MEC-70 l/min

Art. 091-6100-100 Electric pump AC 230V 50Hz MEC-100 l/min

Art. 091-6102-070 Electric pump AC 115V 60Hz MEC-70 l/min

Art. 091-6102-100 Electric pump AC 115V 60Hz MEC-100 l/min



Art. 908-0516-040 Connection hose ø 20 mm M-M 1” 4 m lenght

Art. 908-0616-040 Connection hose ø 25 mm M-M 1” 4 m lenght



Art. 093-5210-000 Automatic nozzle PA60 Flow rate 70 l/min

Art. 093-5215-000 Automatic nozzle PA90 Flow rate 90 l/min

Art. 093-5220-000 Automatic nozzle PA120 Flow rate 120 l/min



Art. 092-5103-000 Mechanical flow meter 3 digits F1” 120 l/min 3C

Art. 092-5104-000 Mechanical flow meter 4 digits F1” 120 l/min 4C



Art. 094-5240-000 Water separating delivery filter for diesel 70 l/min

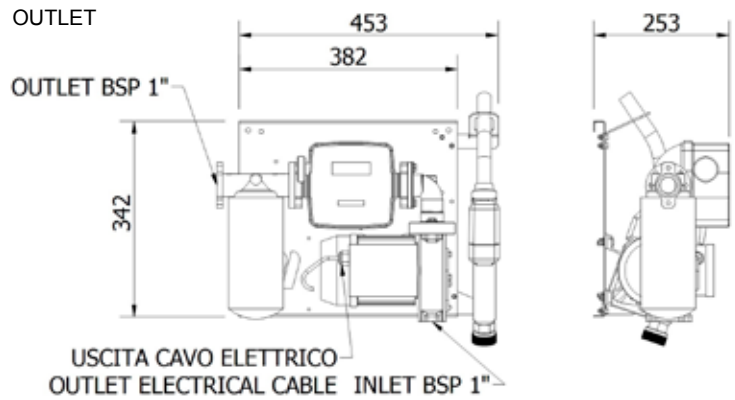
Art. 094-5245-000 Water separating delivery filter for diesel 150 l/min

OPTIONAL:



Suction hose kit

WALL DISPENSER FOR DIESEL TRANSFER "Compact"



Ref.	Descrip.	Flow Rate	Voltage	Power	Inlet-Outlet	Conn. Hose	Nozzle	Flow meter/Filter	Duty Cycle	Weight	Packaging
		l/min	AC V/Hz DC Volt	W	BSPG	Ø			min	Kg	mm

090-5047-060	Compact	60	230/50	440	F1" - F1"	20	Aut.PA60	3CYES	Contin.	18,50	550X400X320
090-5047-070	Compact	70	230/50	480	F1" - F1"	20	Aut.PA60	3CYES	Contin.	18,50	550X400X320
090-5047-100	Compact	100	230/50	800	F1" - F1"	25	Aut.PA120	4CYES	Contin.	26,20	550X400X320
090-5047-07X	Compact	70	115/60	650	F1" - F1"	20	Aut.PA60	3CYES	Contin.	19,00	550X400X320
090-5047-10X	Compact	100	115/60	1045	F1" - F1"	25	Aut.PA120	4CYES	Contin.	26,50	550X400X320
090-5047-Y45	Compact	45	12	264	F1" - F1"	20	Aut.PA60	3CYES	40	15,40	550X400X320
090-5047-Z45	Compact	45	24	312	F1" - F1"	20	Aut.PA60	3CYES	40	15,40	550X400X320
090-5047-Y60	Compact	60	12	336	F1" - F1"	20	Aut.PA60	3CYES	40	16,55	550X400X320
090-5047-Z60	Compact	60	24	432	F1" - F1"	20	Aut.PA60	3CYES	40	16,55	550X400X320
090-5047-Y85	Compact	85	12	432	F1" - F1"	20	Aut.PA90	4CYES	30	20,80	550X400X320
090-5047-Z85	Compact	85	24	432	F1" - F1"	20	Aut.PA90	4CYES	30	20,80	550X400X320

Diesel transferring kit for private use. It allows the quick and safe filling of the vehicles. It also permits to measure and record the dispensed quantities.

“Wall Mec” series composed by:



Art. 091-6100-060 Electric pump AC 230V 50Hz MEC-60 l/min



Art. 091-6100-070 Electric pump AC 230V 50Hz MEC-70 l/min

Art. 091-6102-070 Electric pump AC 115V 60Hz 70 l/min



Art. 091-6100-100 Electric pump AC 230V 50Hz MEC-100 l/min

Art. 091-6102-100 Electric pump AC 115V 60Hz 100 l/min



Art. 908-0516-060 Connection hose \varnothing 20 mm M-M 1” 6 m length

Art. 908-0616-060 Connection hose \varnothing 25 mm M-M 1” 6 m length



Art. 093-5210-000 Automatic nozzle PA60 Flow rate 70 l/min

Art. 093-5220-000 Automatic nozzle PA120 Flow rate 120 l/min



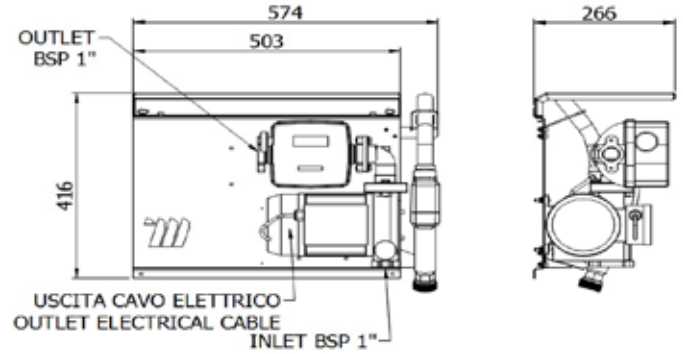
Art. 092-5103-000 Mechanical flow meter 3 digits F1” 120 l/min 3C

Art. 092-5104-000 Mechanical flow meter 4 digits F1” 120 l/min 4C



Art. 095-5440-040 Suction hose kit with valve \varnothing 25, 4 m length

WALL DISPENSER FOR DIESEL TRANSFER "Wall Mec"



Ref.	Descrip.	Flow rate l/min	Voltage AC V./Hz	Power W	Inlet-outlet BSPG	Conn. hose Ø	Nozzle	Flow meter	Duty cycle min	Weight Kg	Packaging mm
Without suction hose kit											
090-5048-060	Wall Mec	60	230/50	440	F1" - F1"	20	Aut.PA60	3C	Contin.	20,50	550X400X320
090-5048-070	Wall Mec	70	230/50	480	F1" - F1"	20	Aut.PA60	3C	Contin.	20,50	550X400X320
090-5048-100	Wall Mec	100	230/50	800	F1" - F1"	25	Aut.PA120	4C	Contin.	26,70	550X400X320
090-5048-07X	Wall Mec	70	115/60	650	F1" - F1"	20	Aut.PA60	3C	Contin.	21,70	550X400X320
090-5048-10X	Wall Mec	100	115/60	1045	F1" - F1"	25	Aut.PA120	4C	Contin.	26,70	550X400X320

With suction hose kit ref. 095-5440-040

090-5148-060	Wall Mec	60	230/50	440	F1" - F1"	20	Aut.PA60	3C	Contin.	22,00	550X400X320
090-5148-070	Wall Mec	70	230/50	480	F1" - F1"	20	Aut.PA60	3C	Contin.	22,00	550X400X320
090-5148-100	Wall Mec	100	230/50	800	F1" - F1"	25	Aut.PA120	4C	Contin.	28,20	550X400X320
090-5148-07X	Wall Mec	70	115/60	650	F1" - F1"	20	Aut.PA60	3C	Contin.	23,20	550X400X320
090-5148-10X	Wall Mec	100	115/60	1045	F1" - F1"	25	Aut.PA120	4C	Contin.	28,20	550X400X320

Diesel transferring kit for private use. It allows the quick and safe filling of the vehicles.
It also permits to measure and record the dispensed quantities.

“Wall Mec” series composed by:



Art. 091-6100-060 Electric pump AC 230V 50Hz MEC-60 l/min

Art. 091-6100-070 Electric pump AC 230V 50Hz MEC-70 l/min

Art. 091-6102-070 Electric pump AC 115V 60Hz MEC-70 l/min



Art. 091-6100-100 Electric pump AC 230V 50Hz MEC-100 l/min

Art. 091-6102-100 Electric pump AC 115V 60Hz MEC-100 l/min



Art. 091-6081-085 12V Pump - power cable(sec. 6 mmq, 4 m lenght)
with pincers and fuse - 85 l/min

Art. 091-6083-085 24V Pump- power cable (sec. 6 mmq, 4 m lenght)
with pincers and fuse - 85 l/min



Art. 908-0516-060 Connection hose ø 20 mm M-M 1” 6 m lenght

Art. 908-0616-060 Connection hose ø 25 mm M-M 1” 6 m lenght



Art. 093-5210-000 Automatic nozzle PA60 Flow rate 70 l/min

Art. 093-5215-000 Automatic nozzle PA90 Flow rate 90 l/min

Art. 093-5220-000 Automatic nozzle PA120 Flow rate 120 l/min



Art. 092-5103-000 Mechanical flow meter 3 digits F1” 120 l/min 3C

Art. 092-5104-000 Mechanical flow meter 4 digits F1” 120 l/min 4C



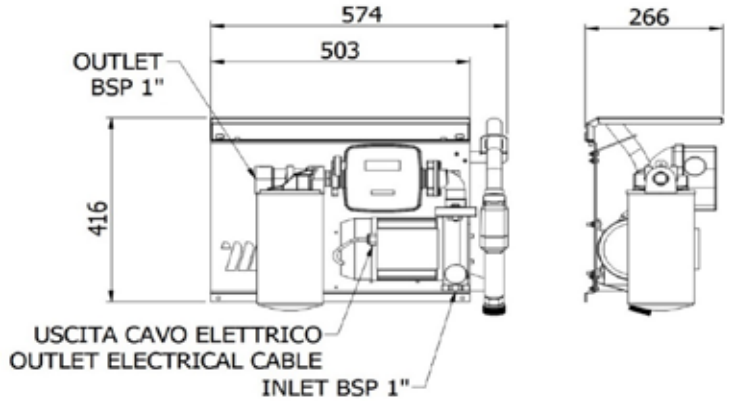
Art. 094-5240-000 Water separating delivery filter for diesel 70 l/min

Art. 094-5245-000 Water separating delivery filter for diesel 150 l/min



Art. 095-5440-040 Suction hose kit with valve Ø 25, 4 m lenght

WALL DISPENSER FOR DIESEL TRANSFER "Wall Mec"



Ref.	Descrip.	Flow rate	Voltage	Power	Inlet-outlet	Conn. hose	Nozzle	Flow meter/Filter	Duty cycle	Weight	Packaging
		l/min	AC V./Hz DC Volt	W	BSPG	Ø			min	Kg	mm
Without suction hose kit											
090-5049-060	Wall Mec	60	230/50	440	F1" - F1"	20	Aut.PA60	3CYES	Contin.	21,70	550X400X320
090-5049-070	Wall Mec	70	230/50	480	F1" - F1"	20	Aut.PA60	3CYES	Contin.	21,70	550X400X320
090-5049-100	Wall Mec	100	230/50	800	F1" - F1"	25	Aut.PA120	4CYES	Contin.	29,00	550X400X320
090-5049-07X	Wall Mec	70	115/60	650	F1" - F1"	20	Aut.PA60	3CYES	Contin.	22,00	550X400X320
090-5049-10X	Wall Mec	100	115/60	1045	F1" - F1"	25	Aut.PA120	4CYES	Contin.	29,30	550X400X320
090-5049-Y85	Wall Mec	85	12	432	F1" - F1"	20	Aut.PA90	4CYES	30	24,30	550X400X320
090-5049-Z85	Wall Mec	85	24	432	F1" - F1"	20	Aut.PA90	4CYES	30	24,30	550X400X320

With suction hose kit Cod. 095-5440-040

090-5149-060	Wall Mec	60	230/50	440	F1" - F1"	20	Aut.PA60	3CYES	Contin.	23,20	550X400X320
090-5149-070	Wall Mec	70	230/50	480	F1" - F1"	20	Aut.PA60	3CYES	Contin.	23,20	550X400X320
090-5149-100	Wall Mec	100	230/50	800	F1" - F1"	25	Aut.PA120	4CYES	Contin.	30,50	550X400X320
090-5149-07X	Wall Mec	70	115/60	650	F1" - F1"	20	Aut.PA60	3CYES	Contin.	23,50	550X400X320
090-5149-10X	Wall Mec	100	115/60	1045	F1" - F1"	25	Aut.PA120	4CYES	Contin.	30,80	550X400X320
090-5149-Y85	Wall Mec	85	12	432	F1" - F1"	20	Aut.PA90	4CYES	30	25,80	550X400X320
090-5149-Z85	Wall Mec	85	24	432	F1" - F1"	20	Aut.PA90	4CYES	30	25,80	550X400X320

Diesel transferring kit for private use. It allows the quick and safe filling of the vehicles. It also permits to measure and record the dispensed quantities.

“Wall Mec” series composed by:



Art. 091-6100-060 Electric pump AC 230V 50Hz MEC-60 l/min



Art. 091-6100-070 Electric pump AC 230V 50Hz MEC-70 l/min
Art. 091-6102-070 Electric pump AC 115V 60Hz 70 l/min



Art. 091-6100-100 Electric pump AC 230V 50Hz MEC-100 l/min
Art. 091-6102-100 Electric pump AC 115V 60Hz 100 l/min



Art. 908-0516-060 Connection hose \varnothing 20 mm M-M 1” 6 m lenght
Art. 908-0616-060 Connection hose \varnothing 25 mm M-M 1” 6 m lenght



Art. 093-5210-000 Automatic nozzle PA60 Flow rate 70 l/min
Art. 093-5220-000 Automatic nozzle PA120 Flow rate 120 l/min

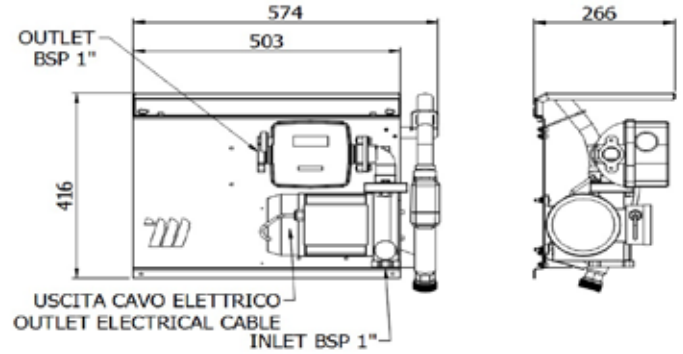


Art. 092-5130-000 Digital flow meter with gears MGE-110



Art. 095-5440-040 Suction hose kit with valve \varnothing 25, 4 m lenght

WALL DISPENSER FOR DIESEL TRANSFER "Wall Mec"



Ref.	Descrip.	Flow rate	Voltage	Power	Inlet-outlet	Conn. hose	Nozzle	Flow meter	Duty cycle	Weight	Packaging
		l/min	AC V./Hz	W	BSPG	Ø			min	Kg	mm

Without suction hose kit

090-5248-060	Wall Mec	60	230/50	440	F1" - F1"	20	Aut.PA60	110	Contin.	19,50	550X400X320
090-5248-070	Wall Mec	70	230/50	480	F1" - F1"	20	Aut.PA60	110	Contin.	19,50	550X400X320
090-5248-100	Wall Mec	100	230/50	800	F1" - F1"	25	Aut.PA120	110	Contin.	25,70	550X400X320
090-5248-07X	Wall Mec	70	115/60	650	F1" - F1"	20	Aut.PA60	110	Contin.	20,70	550X400X320
090-5248-10X	Wall Mec	100	115/60	1045	F1" - F1"	25	Aut.PA120	110	Contin.	25,70	550X400X320

With suction hose kit ref. 095-5440-040

090-5348-060	Wall Mec	60	230/50	440	F1" - F1"	20	Aut.PA60	110	Contin.	21,00	550X400X320
090-5348-070	Wall Mec	70	230/50	480	F1" - F1"	20	Aut.PA60	110	Contin.	21,00	550X400X320
090-5348-100	Wall Mec	100	230/50	800	F1" - F1"	25	Aut.PA120	110	Contin.	27,20	550X400X320
090-5348-07X	Wall Mec	70	115/60	650	F1" - F1"	20	Aut.PA60	110	Contin.	22,20	550X400X320
090-5348-10X	Wall Mec	100	115/60	1045	F1" - F1"	25	Aut.PA120	110	Contin.	27,20	550X400X320

Diesel transferring kit for private use. It allows the quick and safe filling of the vehicles. It also permits to measure and record the dispensed quantities.

“Wall Mec” series composed by:



Art. 091-6100-060 Electric pump AC 230V 50Hz MEC-60 l/min

Art. 091-6100-070 Electric pump AC 230V 50Hz MEC-70 l/min

Art. 091-6102-070 Electric pump AC 115V 60Hz MEC-70 l/min



Art. 091-6100-100 Electric pump AC 230V 50Hz MEC-100 l/min

Art. 091-6102-100 Electric pump AC 115V 60Hz MEC-100 l/min



Art. 908-0516-060 Connection hose \varnothing 20 mm M-M 1" 6 m lenght

Art. 908-0616-060 Connection hose \varnothing 25 mm M-M 1" 6 m lenght



Art. 093-5210-000 Automatic nozzle PA60 Flow rate 70 l/min

Art. 093-5220-000 Automatic nozzle PA120 Flow rate 120 l/min



Art. 092-5130-000 Digital flow meter with gears MGE-110

min-max flow rate 5-110 l/min



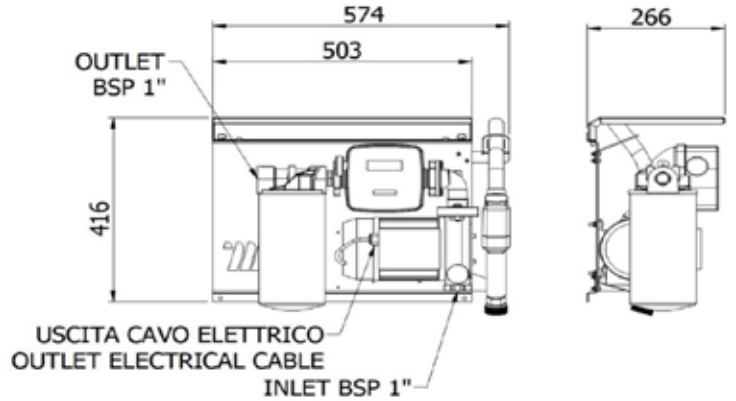
Art. 094-5240-000 Water separating delivery filter for diesel 70 l/min

Art. 094-5245-000 Water separating delivery filter for diesel 150 l/min



Art. 095-5440-040 Suction hose kit with valve \varnothing 25, 4 m lenght

WALL DISPENSER FOR DIESEL TRANSFER "Wall Mec"



Ref.	Descrip.	Flow rate	Voltage	Power	Inlet-outlet	Conn. hose	Nozzle	Flow meter/ Filter	Duty cycle	Weight	Packaging
		l/min	AC V./Hz	W	BSPG	Ø			min	Kg	mm

Without suction hose kit

090-5249-060	Wall Mec	60	230/50	440	F1" - F1"	20	Aut.PA60	YES110	Contin.	20,70	550X400X320
090-5249-070	Wall Mec	70	230/50	480	F1" - F1"	20	Aut.PA60	YES110	Contin.	20,70	550X400X320
090-5249-100	Wall Mec	100	230/50	800	F1" - F1"	25	Aut.PA120	YES110	Contin.	28,00	550X400X320
090-5249-07X	Wall Mec	70	115/60	650	F1" - F1"	20	Aut.PA60	YES110	Contin.	21,00	550X400X320
090-5249-10X	Wall Mec	100	115/60	1045	F1" - F1"	25	Aut.PA120	YES110	Contin.	28,30	550X400X320

With suction hose kit Cod. 095-5440-040

090-5349-060	Wall Mec	60	230/50	440	F1" - F1"	20	Aut.PA60	YES110	Contin.	22,20	550X400X320
090-5349-070	Wall Mec	70	230/50	480	F1" - F1"	20	Aut.PA60	YES110	Contin.	22,20	550X400X320
090-5349-100	Wall Mec	100	230/50	800	F1" - F1"	25	Aut.PA120	YES110	Contin.	29,50	550X400X320
090-5349-07X	Wall Mec	70	115/60	650	F1" - F1"	20	Aut.PA60	YES110	Contin.	22,50	550X400X320
090-5349-10X	Wall Mec	100	115/60	1045	F1" - F1"	25	Aut.PA120	YES110	Contin.	29,80	550X400X320

Solid cabinet in anti-corrosion painted steel complete with key lock. The pump is inside the cabinet with anti-vibration supports. It is equipped with nozzle holder, microswitch to turn it on/off, automatic nozzle with swiveling joint, flow meter, water separating, emergency button.

Diesel transfer system for private usage, it allows the quick and safe filling of vehicles, and permits to measure and record the dispensed quantities.

“Meclube Box” series composed by:



Art. 091-6100-060 Electric pump AC 230V 50Hz MEC-60 l/min

Art. 091-6100-070 Electric pump AC 230V 50Hz MEC-70 l/min

Art. 091-6102-070 Electric pump AC 115V 60Hz MEC-70 l/min



Art. 091-6100-100 Electric pump AC 230V 50Hz MEC-100 l/min

Art. 091-6102-100 Electric pump AC 115V 60Hz MEC-100 l/min



Art. 908-0516-060 Connection hose \varnothing 20 mm M-M 1" 6 m length

Art. 908-0616-060 Connection hose \varnothing 25 mm M-M 1" 6 m length



Art. 093-5210-000 Automatic nozzle PA60 Flow rate 70 l/min

Art. 093-5220-000 Automatic nozzle PA120 Flow rate 120 l/min



Art. 092-5103-000 Mechanical flow meter 3 digits F1" 120 l/min 3C

Art. 092-5104-000 Mechanical flow meter 4 digits F1" 120 l/min 4C



Art. 094-5240-000 Water separating delivery filter for diesel 70 l/min

Art. 094-5245-000 Water separating delivery filter for diesel 150 l/min



Art. 090-5056-000 Cabinet



OPTIONAL:



Suction hose kit

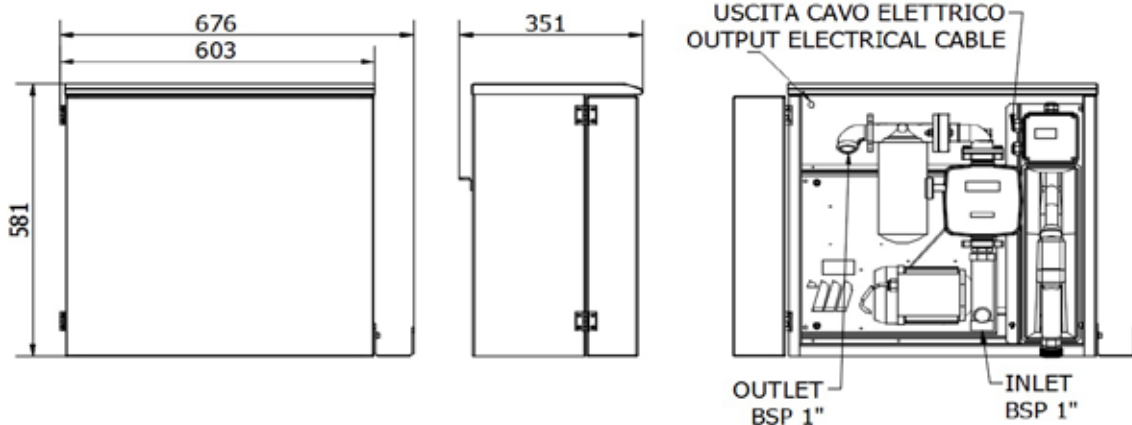
CABINET DISPENSER FOR DIESEL TRANSFER “Meclube Box”



Ref.	Descrip.	Flow rate	Voltage	Power	Inlet-Outlet	Conn. hose	Nozzle	Flow meter/Filter	Duty cycle	Weight	Packaging
		l/min	AC V./Hz	W	BSPG	Ø			min	Kg	mm

090-5050-060	Meclube box	60	230/50	440	F1" - F1"	20	Aut.PA60	3C YES	Contin.	37,30	615X375X605
090-5050-070	Meclube box	70	230/50	480	F1" - F1"	20	Aut.PA60	3C YES	Contin.	37,30	615X375X605
090-5050-100	Meclube box	100	230/50	800	F1" - F1"	25	Aut.PA120	4C YES	Contin.	47,35	615X375X605

090-5050-07X	Meclube box	70	115/60	650	F1" - F1"	20	Aut.PA60	3C YES	Contin.	37,30	615X375X605
090-5050-10X	Meclube box	100	115/60	1045	F1" - F1"	25	Aut.PA120	4C YES	Contin.	47,35	615X375X605



Solid cabinet in anti-corrosion painted steel complete with key lock. The pump is inside the cabinet with anti-vibration supports. It is equipped with automatic nozzle with swiveling joint, flow meter, water separating, emergency button.

Diesel transfer system for private usage, it allows the quick and safe filling of vehicles, and permits to measure and record the dispensed quantities.

“Meclube Box” series composed by:



Art. 091-6100-060 Electric pump AC 230V 50Hz MEC-60 l/min

Art. 091-6100-070 Electric pump AC 230V 50Hz MEC-70 l/min

Art. 091-6102-070 Electric pump AC 115V 60Hz MEC-70 l/min



Art. 091-6100-100 Electric pump AC 230V 50Hz MEC-100 l/min

Art. 091-6102-100 Electric pump AC 115V 60Hz MEC-100 l/min



Art. 908-0516-060 Connection hose \varnothing 20 mm M-M 1" 6 m length

Art. 908-0616-060 Connection hose \varnothing 25 mm M-M 1" 6 m length



Art. 093-5210-000 Automatic nozzle PA60 Flow rate 70 l/min

Art. 093-5220-000 Automatic nozzle PA120 Flow rate 120 l/min



Art. 092-5103-000 Mechanical flow meter 3 digits F1" 120 l/min 3C

Art. 092-5104-000 Mechanical flow meter 4 digits F1" 120 l/min 4C



Art. 094-5240-000 Water separating delivery filter for diesel 70 l/min

Art. 094-5245-000 Water separating delivery filter for diesel 150 l/min



Art. 090-5056-000 Cabinet

OPTIONAL:



Suction hose kit

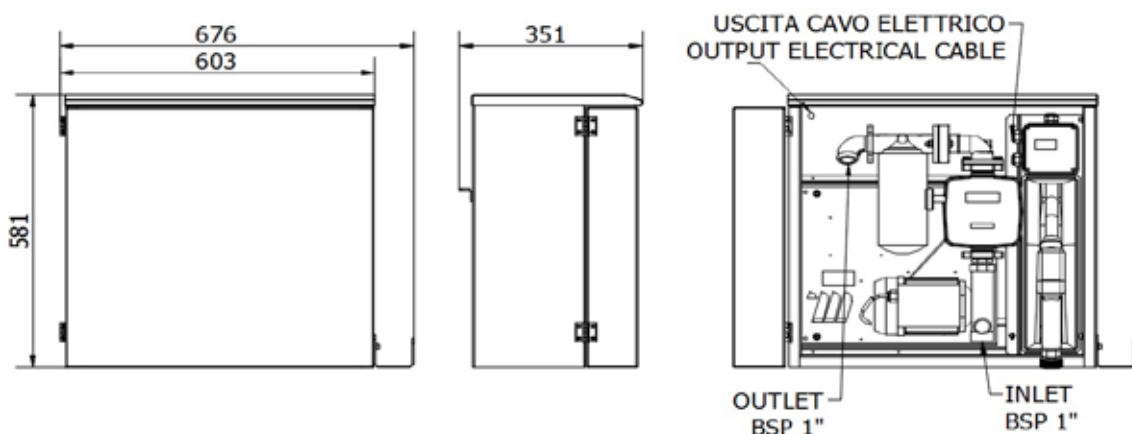
CABINET DISPENSER FOR DIESEL TRANSFER “Meclube Box”



Ref.	Descrip.	Flow rate	Voltage	Power	Inlet-Outlet	Conn. hose	Nozzle	Flow meter/Filter	Duty cycle	Weight	Packaging
		l/min	AC V./Hz	W	BSPG	Ø			min	Kg	mm

090-5051-060	Meclube box	60	230/50	440	F1" - F1"	20	Aut.PA60	3C YES	Contin.	36,00	615X375X605
090-5051-070	Meclube box	70	230/50	480	F1" - F1"	20	Aut.PA60	3C YES	Contin.	37,00	615X375X605
090-5051-100	Meclube box	100	230/50	800	F1" - F1"	25	Aut.PA120	4C YES	Contin.	45,00	615X375X605

090-5051-07X	Meclube box	70	115/60	650	F1" - F1"	20	Aut.PA60	3C YES	Contin.	37,00	615X375X605
090-5051-10X	Meclube box	100	115/60	1045	F1" - F1"	25	Aut.PA120	4C YES	Contin.	45,00	615X375X605



Solid cabinet in anti-corrosion painted steel complete with key lock. The pump is inside the cabinet with anti-vibration supports. It is equipped with automatic nozzle with swiveling joint, flow meter, water separating.

Diesel transfer system for private usage, it allows the quick and safe filling of vehicles, and permits to measure and record the dispensed quantities.

“Meclube Box” series composed by:

Art. 091-6100-060 Electric pump AC 230V 50Hz MEC-60 l/min

Art. 091-6100-070 Electric pump AC 230V 50Hz MEC-70 l/min

Art. 091-6102-070 Electric pump AC 115V 60Hz MEC-70 l/min



Art. 091-6100-100 Electric pump AC 230V 50Hz MEC-100 l/min

Art. 091-6102-100 Electric pump AC 115V 60Hz MEC-100 l/min



Art. 908-0516-060 Connection hose \varnothing 20 mm M-M 1” 6 m length

Art. 908-0616-060 Connection hose \varnothing 25 mm M-M 1” 6 m length



Art. 093-5210-000 Automatic nozzle PA60 Flow rate 70 l/min

Art. 093-5220-000 Automatic nozzle PA120 Flow rate 120 l/min



Art. 092-5103-000 Mechanical flow meter 3 digits F1” 120 l/min 3C

Art. 092-5104-000 Mechanical flow meter 4 digits F1” 120 l/min 4C



Art. 094-5240-000 Water separating delivery filter for diesel 70 l/min

Art. 094-5245-000 Water separating delivery filter for diesel 150 l/min



Art. 090-5056-000 Cabinet

OPTIONAL:

Suction hose kit

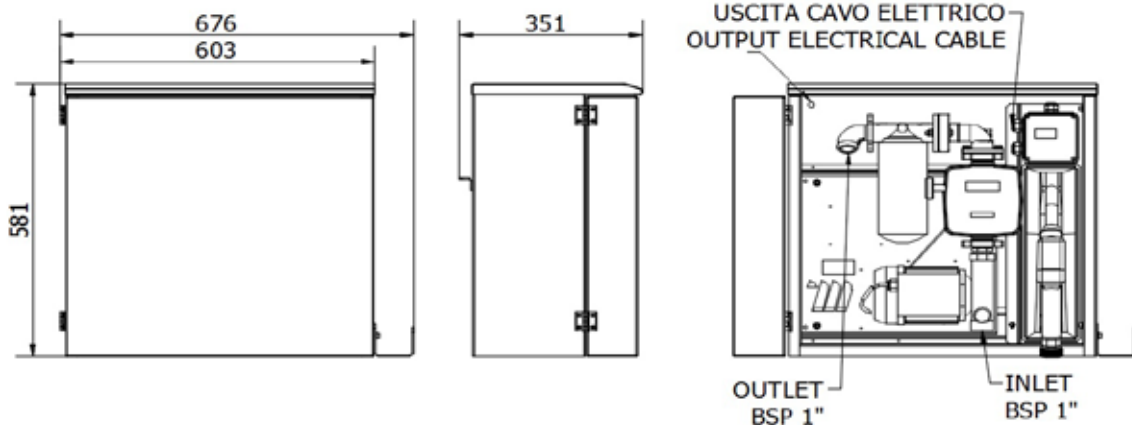
CABINET DISPENSER FOR DIESEL TRANSFER "Meclube Box"



Ref.	Descrip.	Flow rate	Voltage	Power	Inlet-Outlet	Conn. hose	Nozzle	Flow meter/Filter	Duty cycle	Weight	Packaging
		l/min	AC V./Hz	W	BSPG	Ø			min	Kg	mm

090-5052-060	Meclube box	60	230/50	440	F1" - F1"	20	Aut.PA60	3C YES	Contin.	35,30	615X375X605
090-5052-070	Meclube box	70	230/50	480	F1" - F1"	20	Aut.PA60	3C YES	Contin.	35,30	615X375X605
090-5052-100	Meclube box	100	230/50	800	F1" - F1"	25	Aut.PA120	4C YES	Contin.	43,90	615X375X605

090-5052-07X	Meclube box	70	115/60	650	F1" - F1"	20	Aut.PA60	3C YES	Contin.	35,30	615X375X605
090-5052-10X	Meclube box	100	115/60	1045	F1" - F1"	25	Aut.PA120	4C YES	Contin.	43,90	615X375X605



Solid cabinet in anti-corrosion painted steel complete with key lock. The pump is inside the cabinet with anti-vibration supports. It is equipped with automatic nozzle with swiveling joint, flow meter, water separating.

Diesel transfer system for private usage, it allows the quick and safe filling of vehicles, and permits to measure and record the dispensed quantities.

“Meclube Box” series composed by:

Art. 091-5081-060 12V Pump- power cable (sec. 4 mmq, 4 m lenght)
with pincers and fuse - 60 l/min

Art. 091-5083-060 24V Pump- power cable (sec. 4 mmq, 4 m lenght)
with pincers and fuse - 60 l/min



Art. 091-6081-085 12 V Pump- power cable (sec. 6 mmq, 4 m lenght)
with pincers and fuse - 85 l/min

Art. 091-6083-085 24 V Pump- power cable (sec. 6 mmq, 4 m lenght)
with pincers and fuse - 85 l/min



Art. 908-0516-060 Connection hose \varnothing 20 mm M-M 1” 6 m lenght



Art. 093-5210-000 Automatic nozzle PA60 Flow rate 70 l/min

Art. 093-5215-000 Automatic nozzle PA90 Flow rate 90 l/min



Art. 092-5103-000 Mechanical flow meter 3 digits F1” 120 l/min 3C

Art. 092-5104-000 Mechanical flow meter 4 digits F1” 120 l/min 4C



Art. 094-5240-000 Water separating delivery filter for diesel 70 l/min

Art. 094-5245-000 Water separating delivery filter for diesel 150 l/min



Art. 090-5056-000 Cabinet

OPTIONAL:

Suction hose kit

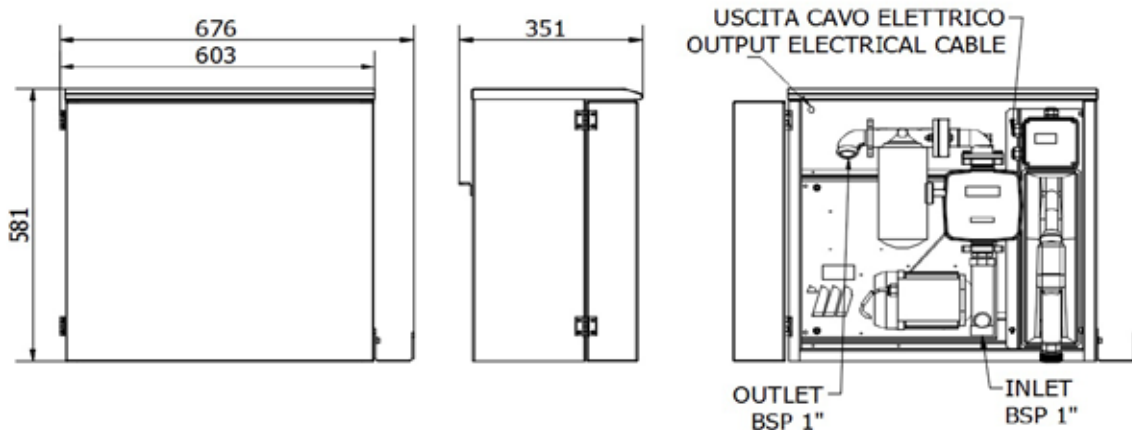
CABINET DISPENSER FOR DIESEL TRANSFER “Meclube Box”



Ref.	Descrip.	Flow rate	Voltage	Power	Inlet-Outlet	Conn. hose	Nozzle	Flow meter/Filter	Duty cycle	Weight	Packaging
		l/min	DC Volt	W	BSPG	Ø			min	Kg	mm

090-5054-060	Meclube box	60	12	336	F1" - F1"	20	Aut.PA60	3C YES	40	33,40	615X375X605
090-5054-085	Meclube box	85	12	432	F1" - F1"	20	Aut.PA90	4C YES	30	38,10	615X375X605

090-5055-060	Meclube box	60	24	432	F1" - F1"	20	Aut.PA60	3C YES	40	33,40	615X375X605
090-5055-085	Meclube box	85	24	432	F1" - F1"	20	Aut.PA90	4C YES	30	38,10	615X375X605



The Mec-Reel manufactured by Meclube is a dispatching group composed by an automatic hose reel with 15 m hose, pump with continuous power, water filter in suction and automatic nozzle, all components are integrated in a strong support. The Mec-Reel can be easily installed due to its compactness and versatility. It is the perfect solution to complete tanks or for mobile units.

“Mec-Reel” series composed by:



Art. 091-5081-060 12V Pump - power cable (sec. 4 mmq. m 4 lenght)
with pincers and fuse - 60 l/min

Art. 091-5083-060 24V Pump - power cable (sec. 4 mmq. m 4 lenght)
with pincers and fuse - 60 l/min



Art. 091-6100-060 Electric pump AC 230V 50Hz MEC-60 l/min

Art. 091-6100-070 Electric pump AC 230V 50Hz MEC-70 l/min

Art. 091-6102-070 Electric pump AC 115V 60Hz MEC-70 l/min



Art. 070-1408-515 Automatic fixed diesel hose reel 10 bar
Hose lenght 15 m - Ø hose 3/4” - Inlet/Outlet G 1”







Art. 093-5210-000 Automatic nozzle PA60 Flow rate 70 l/min

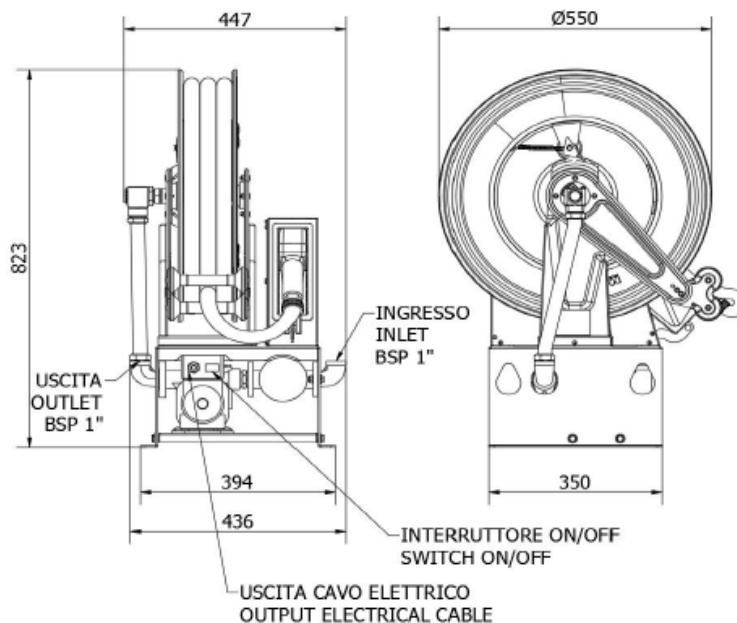


Art. 094-5240-000 Water separating delivery filter for diesel 70 l/min

“Mec-Reel” DISTRIBUTOR



Ref.	Description	Flow rate	Voltage	Power	Inlet	Hose Reel	Nozzle	Filter	Weight	Packaging
		l/min	AC V./Hz DC Volt	W	BSPG				Kg	mm
090-5060-060	Mec-Reel	60	230/50	440	F1"	Ø 3/4"-15 m	Aut.PA60	70 l/min	57,50	475x670x840
090-5060-070	Mec-Reel	75	230/50	480	F1"	Ø 3/4"-15 m	Aut.PA60	70 l/min	58,50	475x670x840
090-5060-07X	Mec-Reel	75	115/60	650	F1"	Ø 3/4"-15 m	Aut.PA60	70 l/min	58,50	475x670x840
090-5060-Y60	Mec-Reel	60	12	336	F1"	Ø 3/4"-15 m	Aut.PA60	70 l/min	57,50	475x670x840
090-5060-Z60	Mec-Reel	60	24	432	F1"	Ø 3/4"-15 m	Aut.PA60	70 l/min	57,50	475x670x840



The Mec-Reel manufactured by Meclube is a dispatching group composed by an automatic hose reel with 15 m hose, pump with continuous power, water filter in suction and automatic nozzle, all components are integrated in a strong support. The Mec-Reel can be easily installed due to its compactness and versatility. It is the perfect solution to complete tanks or for mobile units.

“Mec-Reel” series composed by:



Art. 091-6081-085 12V Pump - power cable(sec. 6 mmq, 4 m lenght)
with pincers and fuse - 85 l/min

Art. 091-6083-085 24V Pump- power cable (sec. 6 mmq, 4 m lenght)
with pincers and fuse - 85 l/min



Art. 091-6100-100 Electric pump AC 230V 50Hz MEC-100 l/min

Art. 091-6102-100 Electric pump AC 115V 60Hz MEC-100 l/min



Art. 070-1508-615 Automatic fixed diesel hose reel 10 bar
Hose lenght 15 m - Ø hose 1” - Inlet/Outlet G 1”



Art. 093-5215-000 Automatic nozzle PA90 Flow rate 90 l/min

Art. 093-5220-000 Automatic nozzle PA120 Flow rate 120 l/min







Art. 094-5245-000 Water separating delivery filter for diesel 150 l/min

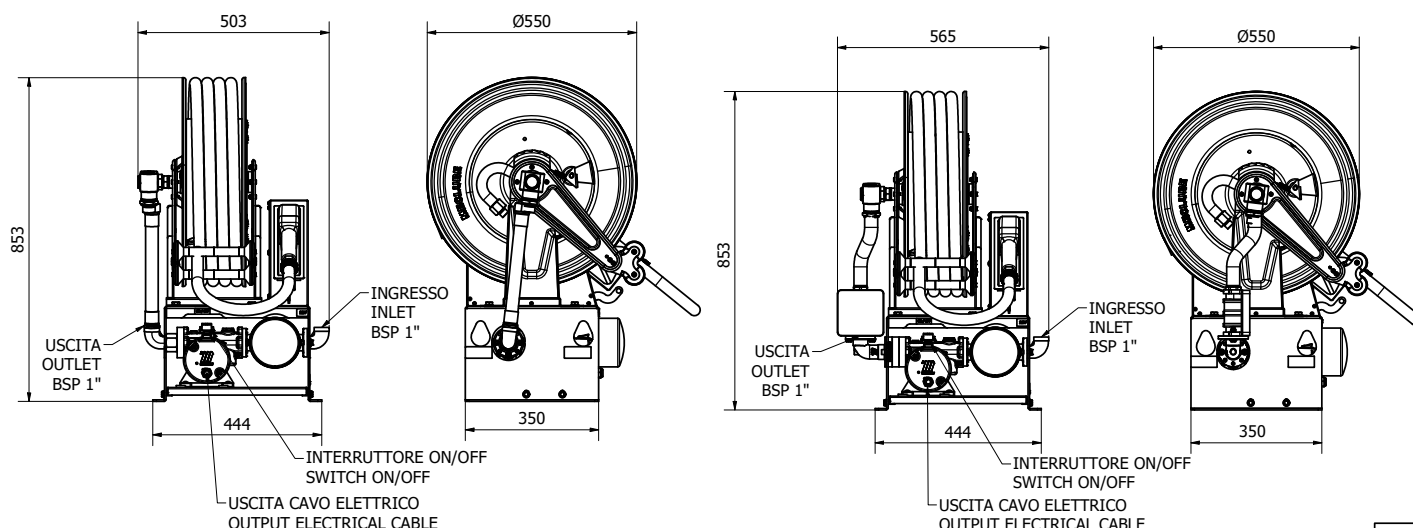


Art. 092-5130-000 Digital flow meter with gears MGE-11 min-max flow rate 5-110 l/min

“Mec-Reel” DISTRIBUTOR



Ref.	Description	Flow rate	Voltage	Power	Inlet	Hose Reel	Nozzle	Filter	flow meter	Weight	Packaging
		l/min	AC V./Hz DC Volt	W	BSPG					Kg	mm
090-5060-Y85	Mec-Reel	85	12	432	F1"	Ø 1"-15 m	Aut.PA90	150 l/min	NO	68,30	530x660x860
090-5060-Z85	Mec-Reel	85	24	432	F1"	Ø 1"-15 m	Aut.PA90	150 l/min	NO	68,30	530x660x860
090-5060-100	Mec-Reel	100	230/50	800	F1"	Ø 1"-15 m	Aut.PA120	150 l/min	NO	71,90	530x660x860
090-5060-10X	Mec-Reel	100	115/60	1045	F1"	Ø 1"-15 m	Aut.PA120	150 l/min	NO	71,90	530x660x860
090-5062-Y85	Mec-Reel	85	12	432	F1"	Ø 1"-15 m	Aut.PA90	150 l/min	YES	70,30	530x660x860
090-5062-Z85	Mec-Reel	85	24	432	F1"	Ø 1"-15 m	Aut.PA90	150 l/min	YES	70,30	530x660x860
090-5062-100	Mec-Reel	100	230/50	800	F1"	Ø 1"-15 m	Aut.PA120	150 l/min	YES	73,40	530x660x860
090-5062-10X	Mec-Reel	100	115/60	1045	F1"	Ø 1"-15 m	Aut.PA120	150 l/min	YES	73,40	530x660x860



PORTABLE DISPENSER GROUP "Double-Pump"

Double-Pump is a portable dispensing unit for high-flow diesel transfer.

It is the ideal solution for users who need to transfer diesel at a high flow rate.

Its use is especially indicated on construction sites, in agricultural contexts where machinery cannot be refueled directly from the fuel column.

The diesel dispenser has a continuous duty cycle and a noise level of 70 dB

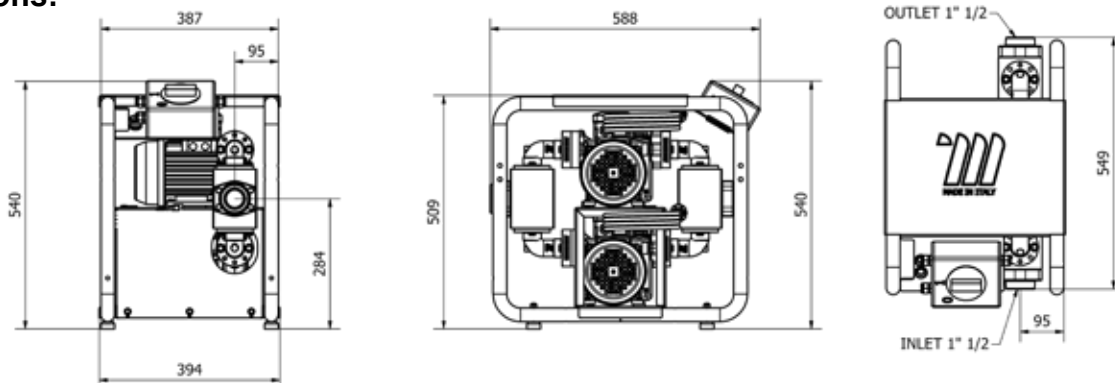


Ref.	Flow rate	Voltage	Power	Electricity	RPM	Cable length	Inlet-outlet	Duty cycle	Weight	Packaging
	l/min	AC V./Hz	W	A	rev. min	m	BSPG	min	kg	mm

PORTABLE DISPENSER GROUP

090-6030-200	200	230/50	1600	7,6	1450	2	F1.1/2"-1.1/2"	Contin.	56,00	640X590X610
090-6031-200	200	230/60	1900	10,4	1745	2	F1.1/2"-1.1/2"	Contin.	56,00	640X590X610
090-6032-200	200	115/60	2090	19,6	1750	2	F1.1/2"-1.1/2"	Contin.	56,00	640X590X610

Dimensions:



TROLLEY-MOUNTED DISPENSER GROUP "Double-Pump"



Double-Pump is a trolley-mounted dispensing unit for high-flow diesel transfer.

It is the ideal solution for users who need to transfer diesel at a high flow rate.

Its use is especially indicated on construction sites, in agricultural contexts where machinery cannot be refueled directly from the fuel column.

The diesel dispenser has a continuous duty cycle and a noise level of 70 dB

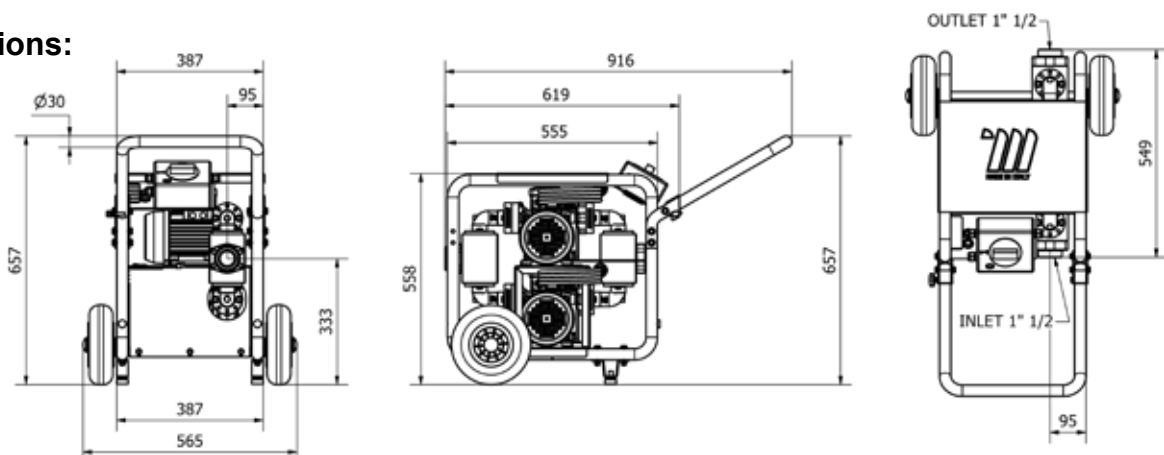


Ref.	Flow rate	Voltage	Power	Electricity	RPM	Cable length	Inlet-outlet	Duty cycle	Weight	Packaging
	l/min	AC V./Hz	W	A	rev. min	m	BSPG	min	kg	mm

TROLLEY-MOUNTED DISPENSER GROUP

090-6040-200	200	230/50	1600	7,6	1450	2	F1.1/2"-1.1/2"	Contin.	60,60	640X590X610
090-6041-200	200	230/60	1900	10,4	1745	2	F1.1/2"-1.1/2"	Contin.	60,60	640X590X610
090-6042-200	200	115/60	2090	19,6	1750	2	F1.1/2"-1.1/2"	Contin.	60,60	640X590X610

Dimensions:



Diesel transfer system for private usage, it allows the quick and safe filling of vehicles, and permits to measure and record the dispensed quantities. It is equipped with nozzle holder, microswitch to turn the pump on/off, automatic nozzle with swiveling joint, and extractable hose support. The equipment can be fixed to the wall, to a tank or to its own support column.

“Cami Dispenser” series composed by:



Art. 091-5081-060 12V Pump - power cable (sec. 4 mmq, 4 m length) with pincers and fuse- 60 l/min

Art. 091-5083-060 24V Pump - power cable (sec. 4 mmq, 4 m length) with pincers and use carrier - 60 l/min



Art. 091-6100-060 Electric pump AC 230V 50Hz MEC-60 l/min

Art. 091-6100-070 Electric pump AC 230V 50Hz MEC-70 l/min

Art. 091-6102-070 Electric pump AC 115V 60Hz MEC-70 l/min



Art. 091-6100-100 Electric pump AC 230V 50Hz MEC-100 l/min

Art. 091-6102-100 Electric pump AC 115V 60Hz MEC-100 l/min



Art. 908-0516-040 Connection hose ø 20 mm M-M 1” 4 m length

Art. 908-0616-040 Connection hose ø 25 mm M-M 1” 4 m length



Art. 093-5210-000 Automatic nozzle PA60 Flow rate 70 l/min

Art. 093-5220-000 Automatic nozzle PA120 Flow rate 120 l/min



Art. 092-5103-000 Mechanical flow meter 3 digits F1” 120 l/min - 3C

Art. 092-5104-000 Mechanical flow meter 4 digits F1” 120 l/min - 4C

OPTIONAL:



Art. 090-5072-000 Support column Cami-Dispenser



Art. 094-5240-000 Water separating delivery filter for diesel 70 l/min

Art. 094-5245-000 Water separating delivery filter for diesel 150 l/min

DIESEL TRANSFER SYSTEM "Cami Dispenser"

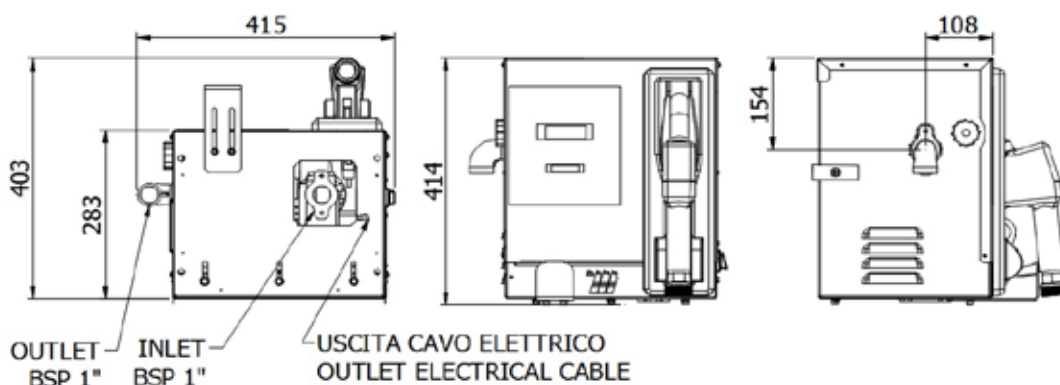


Ref.	Descrip.	Flow rate	Voltage	Power	Inlet-Outlet	Conn. hose	Nozzle	Flow meter	Duty cycle	Weight	Packaging
		l/min	AC V./Hz DC Volt	W	BSPG	Ø			min	Kg	mm

090-5070-060	Cami Dispenser	60	230/50	440	F1" - F1"	20	Aut.PA60	3C	Contin.	26,00	505X355X425
090-5070-070	Cami Dispenser	70	230/50	480	F1" - F1"	20	Aut.PA60	3C	Contin.	27,00	505X355X425
090-5070-100	Cami Dispenser	100	230/50	800	F1" - F1"	25	Aut.PA120	4C	Contin.	33,00	505X355X425

090-5070-07X	Cami Dispenser	70	115/60	650	F1" - F1"	20	Aut.PA60	3C	Contin.	27,00	505X355X425
090-5070-10X	Cami Dispenser	100	115/60	1045	F1" - F1"	25	Aut.PA120	4C	Contin.	33,00	505X355X425

090-5070-Y60	Cami Dispenser	60	12	336	F1" - F1"	20	Aut.PA60	3C	40	26,00	505X355X425
090-5070-Z60	Cami Dispenser	60	24	432	F1" - F1"	20	Aut.PA60	3C	40	26,00	505X355X425



Diesel transfer system for private usage, it allows the quick and safe filling of vehicles, and permits to measure and record the dispensed quantities. It is equipped with nozzle holder, microswitch to turn the pump on/off, automatic nozzle with swiveling joint, and extractable hose support. The equipment can be fixed to the ground.

“Cami Dispenser” series composed by:



Art. 091-5081-060 12V Pump - power cable (sec. 4 mmq, 4 m lenght) with pincers and fuse - 60 l/min

Art. 091-5083-060 24V Pump - power cable (sec. 4 mmq, 4 m lenght) with pincers and fuse - 60 l/min



Art. 091-6100-060 Electric pump AC 230V 50Hz MEC-60 l/min

Art. 091-6100-070 Electric pump AC 230V 50Hz MEC-70 l/min

Art. 091-6102-070 Electric pump 115V 60Hz 70 l/min



Art. 091-6100-100 Electric pump AC 230V 50Hz MEC-100 l/min

Art. 091-6102-100 Electric pump 115V 60Hz 100 l/min



Art. 908-0516-040 Connection hose ø 20 mm M-M 1” 4 m lenght

Art. 908-0616-040 Connection hose ø 25 mm M-M 1” 4 m lenght



Art. 093-5210-000 Automatic nozzle PA60 Flow rate 70 l/min

Art. 093-5220-000 Automatic nozzle PA120 Flow rate 120 l/min



Art. 092-5103-000 Mechanical flow meter 3 digits F1” 120 l/min - 3C

Art. 092-5104-000 Mechanical flow meter 4 digits F1” 120 l/min - 4C

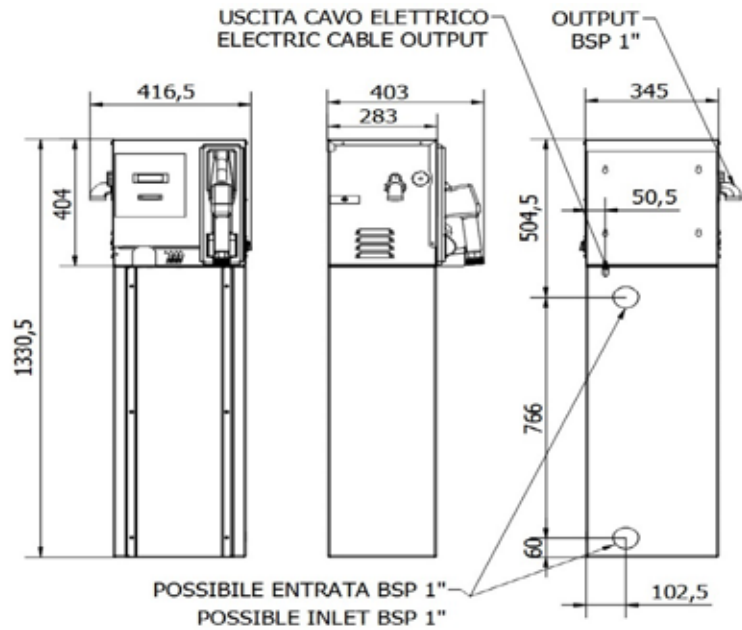
OPTIONAL:



Art. 094-5240-000 Water separating delivery filter for diesel 70 l/min

Art. 094-5245-000 Water separating delivery filter for diesel 150 l/min

DIESEL TRANSFER SYSTEM "Cami Dispenser"



Ref.	Descrip.	Flow rate l/min	Voltage AC V./Hz DC Volt	Power W	Inlet-Outlet BSPG	Conn. hose Ø	Nozzle	Flow meter	Duty cycle min	Weight Kg
------	----------	--------------------	--------------------------------	------------	----------------------	-----------------	--------	------------	-------------------	--------------

090-5072-060	Cami Dispenser	60	230/50	440	F1" - F1"	20	Aut.PA60	3C	Contin.	49,50
090-5072-070	Cami Dispenser	70	230/50	480	F1" - F1"	20	Aut.PA60	3C	Contin.	50,50
090-5072-100	Cami Dispenser	100	230/50	800	F1" - F1"	25	Aut.PA120	4C	Contin.	56,50

090-5072-07X	Cami Dispenser	70	115/60	650	F1" - F1"	20	Aut.PA60	3C	Contin.	50,50
090-5072-10X	Cami Dispenser	100	115/60	1045	F1" - F1"	25	Aut.PA120	4C	Contin.	56,50

090-5072-Y60	Cami Dispenser	60	12	336	F1" - F1"	20	Aut.PA60	3C	40	49,50
090-5072-Z60	Cami Dispenser	60	24	432	F1" - F1"	20	Aut.PA60	3C	40	49,50

Ref.	Packaging (mm)	NR. of boxes
------	----------------	--------------

090-5072-060	505X355X425 - 365X305X945	2
090-5072-070	505X355X425 - 365X305X945	2
090-5072-100	505X355X425 - 365X305X945	2

090-5072-07X	505X355X425 - 365X305X945	2
090-5072-10X	505X355X425 - 365X305X945	2

Ref.	Packaging (mm)	NR. of boxes
------	----------------	--------------

090-5072-Y60	505X355X425 - 365X305X945	2
090-5072-Z60	505X355X425 - 365X305X945	2

Diesel transferring kit in solid structure for private use. It allows the quick and clean filling of the vehicles. It permits the following functions: the identification of the authorised users, the pre-selection of dispensed quantity, the detection of the total consumption and the single-user consumption, the storage of the deliveries and the management of 200 users. The system is equipped with key-manager to start the delivery quickly. The system includes the nozzle holder with microswitch to turn the pump on/off, automatic nozzle with swiveling joint and side hose holder. The equipment can be fixed to the wall, to a tank or to its own support column.

“Electronic Cami Dispenser” series composed by:



- Art. 091-6100-060 Electric pump AC 230V 50Hz MEC-60 l/min
- Art. 091-6100-070 Electric pump AC 230V 50Hz MEC-70 l/min
- Art. 091-6102-070 Electric pump 115V 60Hz 70 l/min



- Art. 091-6100-100 Electric pump AC 230V 50Hz MEC-100 l/min
- Art. 091-6102-100 Electric pump 115V 60Hz 100 l/min



- Art. 908-0516-040 Connection hose ø 20 mm M-M 1” 4 m lenght
- Art. 908-0616-040 Connection hose ø 25 mm M-M 1” 4 m lenght



- Art. 093-5210-000 Automatic nozzle PA60 Flow rate 70 l/min
- Art. 093-5220-000 Automatic nozzle PA120 Flow rate 120 l/min



- Art. 092-5200-230 Electronic control unit MecGest 110/230V 50Hz
Software included



- Art. 092-5170-110 Mechanical flow meter with pulses MGI-110 - 5-110 l/min



- Art. 092-5220-000 Coded communication kit USB key reader for PC



- Art. 092-5300-000 Red Key - Manager - 1 piece

OPTIONAL:



- Art. 092-5300-010 Kit Blue Keys - Users - 10 pieces



- Art. 090-5072-000 Base column Cami-Dispenser



- Art. 094-5240-000 Water separating delivery filter for diesel 70 l/min
- Art. 094-5245-000 Water separating delivery filter for diesel 150 l/min

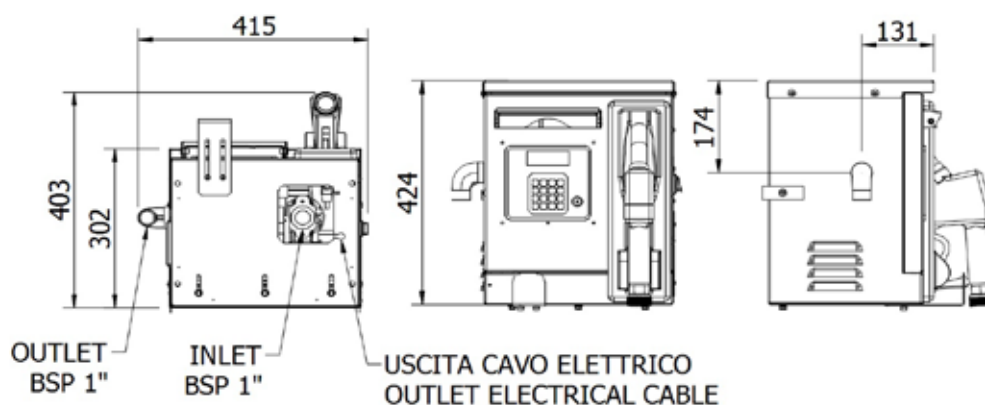
DIESEL TRANSFER SYSTEM "Electronic Cami Dispenser"



Ref.	Descrip.	Flow rate	Voltage	Power	Inlet-Outlet	Conn. hose	Nozzle	Flow meter	Duty cycle	Weight	Packaging
		l/min	AC V./Hz	W	BSPG	Ø			min	Kg	mm

090-5074-060	Cami Dispenser	60	230/50	440	F1" - F1"	20	Aut.PA60	MG110	Contin.	29,00	505X355X425
090-5074-070	Cami Dispenser	70	230/50	480	F1" - F1"	20	Aut.PA60	MG110	Contin.	30,00	505X355X425
090-5074-100	Cami Dispenser	100	230/50	800	F1" - F1"	25	Aut.PA120	MG110	Contin.	36,50	505X355X425

090-5074-07X	Cami Dispenser	70	115/60	650	F1" - F1"	20	Aut.PA60	MG110	Contin.	30,00	505X355X425
090-5074-10X	Cami Dispenser	100	115/60	1045	F1" - F1"	25	Aut.PA120	MG110	Contin.	36,50	505X355X425



Diesel transferring kit in solid structure for private use. It allows the quick and clean filling of the vehicles. It permits the following functions: the identification of the authorised users, the pre-selection of dispensed quantity, the detection of the total consumption and the single-user consumption, the storage of the deliveries and the management of 200 users. The system is equipped with key-manager to start the delivery quickly. The system includes the nozzle holder with microswitch to turn the pump on/off, automatic nozzle with swiveling joint and side hose holder. The equipment can be fixed to the wall, to a tank or to its own column.

“Electronic Cami Dispenser” series composed by:



Art. 091-6100-060 Electric pump AC 230V 50Hz MEC-60 l/min
 Art. 091-6100-070 Electric pump AC 230V 50Hz MEC-70 l/min
 Art. 091-6102-070 Electric pump 115V 60Hz 70 l/min



Art. 091-6100-100 Electric pump AC 230V 50Hz MEC-100 l/min
 Art. 091-6102-100 Electric pump 115V 60Hz 100 l/min



Art. 908-0516-040 Connection hose ø 20 mm M-M 1” 4 m lenght
 Art. 908-0616-040 Connection hose ø 25 mm M-M 1” 4 m lenght



Art. 093-5210-000 Automatic nozzle PA60 Flow rate 70 l/min
 Art. 093-5220-000 Automatic nozzle PA120 Flow rate 120 l/min



Art. 092-5200-230 Electronic control unit MecGest 110/230V 50Hz
 Software included



Art. 092-5170-110 Mechanical pulsed flow meter MGI-110 - 5-110 l/min



Art. 092-5220-000 Coded communication kit USB key reader for PC



Art. 092-5300-000 Red Key- Manager - nr. 1 pc

OPTIONAL:

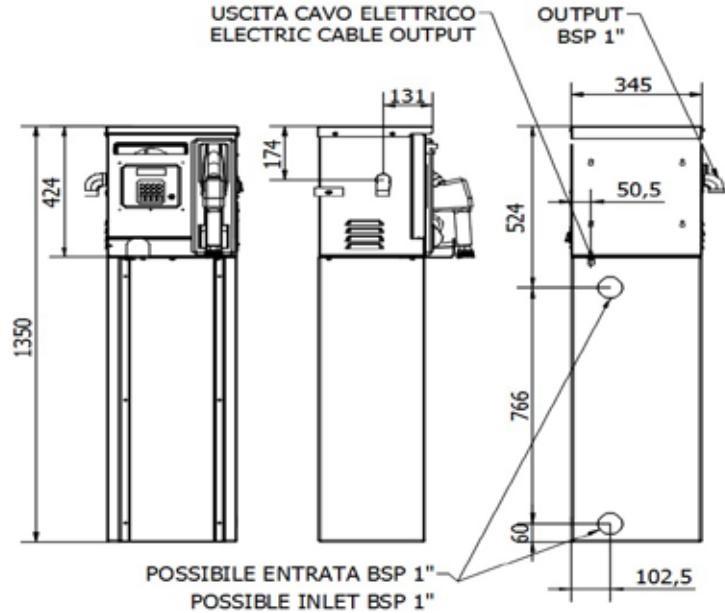


Art. 092-5300-010 Kit blue keys - Users - nr. 10 pcs.



Art. 094-5240-000 Water separating delivery filter for diesel 70 l/min
 Art. 094-5245-000 Water separating delivery filter for diesel 150 l/min

DIESEL TRANSFER SYSTEM "Electronic Cami Dispenser"



Ref.	Descrip.	Voltage	Flow rate	Power	Inlet-outlet	Conn. hose	Nozzle	Flow meter	Duty cycle	Weight
		l/min	AC V./Hz	W	BSPG	Ø			min	Kg

090-5075-060	Cami Dispenser	60	230/50	440	F1" - F1"	20	Aut.PA60	MG1110	Contin.	52,50
090-5075-070	Cami Dispenser	70	230/50	480	F1" - F1"	20	Aut.PA60	MG1110	Contin.	53,50
090-5075-100	Cami Dispenser	100	230/50	800	F1" - F1"	25	Aut.PA120	MG1110	Contin.	60,00

090-5075-07X	Cami Dispenser	70	115/60	650	F1" - F1"	20	Aut.PA60	MG1110	Contin.	53,50
090-5075-10X	Cami Dispenser	100	115/60	1045	F1" - F1"	25	Aut.PA120	MG1110	Contin.	60,00

Ref.	Packaging (mm)	NR. of boxes
------	----------------	--------------

090-5075-060	505X355X425 - 365X305X945	2
090-5075-070	505X355X425 - 365X305X945	2
090-5075-100	505X355X425 - 365X305X945	2

090-5075-07X	505X355X425 - 365X305X945	2
090-5075-10X	505X355X425 - 365X305X945	2

Diesel transferring kit for private use. It allows the quick and safe filling of the vehicles. It also permits to measure and record the dispensed quantities. It permits the following functions: the preselection of the dispatched quantity, to see the total dispensed and each single dispense, to memorize the dispatches. The systems comes with a Lan Connection that enables the constant communication with the software, the reception of the type of configuration from remote and the report sending of the dispenses, MecGest can manage up to 200 users. The system is equipped with user-key and manager-key, to quickly start the dispatch. It is equipped with nozzle holder, microswitch to turn the pump on/off, automatic nozzle with swiveling joint, and extractable hose support. The equipment can be fixed to the wall, to a tank or to its own column.

“Electronic Cami Dispenser LC” series composed by:



Art. 091-6100-060 Electric pump AC 230V 50Hz MEC-60 l/min

Art. 091-6100-070 Electric pump AC 230V 50Hz MEC-70 l/min

Art. 091-6102-070 Electric pump AC 115V 60Hz MEC-70 l/min



Art. 091-6100-100 Electric pump AC 230V 50Hz MEC-100 l/min

Art. 091-6102-100 Electric pump AC 115V 60Hz MEC-100 l/min



Art. 908-0516-040 Connection hose \varnothing 20 mm M-M 1" 4 m lenght

Art. 908-0616-040 Connection hose \varnothing 25 mm M-M 1" 4 m lenght



Art. 093-5210-000 Automatic nozzle PA60 Flow rate 70 l/min

Art. 093-5220-000 Automatic nozzle PA120 Flow rate 120 l/min



Art. 092-5200-230 Electronic control unit MecGest 110/230V 50Hz
Software included



Art. 092-5170-110 Mechanical pulsed flow meter MGI-110 - 5-110 l/min



Art. 092-5350-001 Coded Kit Lan Connection USB-RS485

OPTIONAL:



Art. 092-5300-010 Kit blue keys - Users - nr. 10 pcs



Art. 092-5220-000 Coded communication kit USB key reader for PC



Art. 090-5072-000 Base Column Cami-Dispenser



Art. 094-5240-000 Water separating delivery filter for diesel 70 l/min

Art. 094-5245-000 Water separating delivery filter for diesel 150 l/min

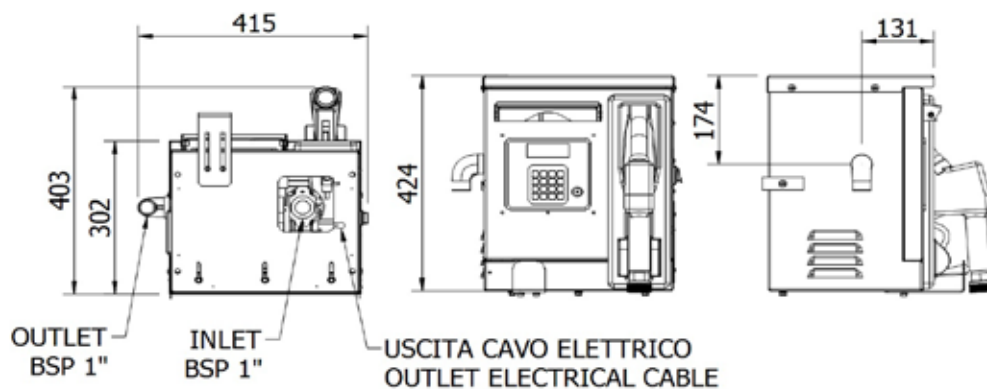
DIESEL TRANSFER SYSTEM "Electronic Cami Dispenser LC"



Ref.	Descrip.	Flow rate	Voltage	Power	Inlet-Outlet	Conn. hose	Nozzle	Flow meter	Duty cycle	Weight	Packaging
		l/min	AC V/Hz	W	BSPG	Ø			min	Kg	mm

090-5076-060	Cami Dispenser	60	230/50	440	F1" - F1"	20	Aut.PA60	MGI110	Contin.	29,00	505X355X425
090-5076-070	Cami Dispenser	70	230/50	480	F1" - F1"	20	Aut.PA60	MGI110	Contin.	30,00	505X355X425
090-5076-100	Cami Dispenser	100	230/50	800	F1" - F1"	25	Aut.PA120	MGI110	Contin.	36,50	505X355X425

090-5076-07X	Cami Dispenser	70	115/60	650	F1" - F1"	20	Aut.PA60	MGI110	Contin.	30,00	505X355X425
090-5076-10X	Cami Dispenser	100	115/60	1045	F1" - F1"	25	Aut.PA120	MGI110	Contin.	36,50	505X355X425



Diesel transferring kit for private use. It allows the quick and safe filling of the vehicles. It allows the quick and safe filling of the vehicles. It permits the following functions: the preselection of the dispatched quantity, to see the total dispensed and each single dispense, to memorize the dispatches. The systems comes with a Lan Connection that enables the constant communication with the software, the reception of the type of configuration from remote and the report sending of the dispenses, MecGest can manage up to 200 users. It is equipped with nozzle holder, microswitch to turn the pump on/off, automatic nozzle with swiveling joint, and extractable hose support. The equipment can be fixed to the ground.

“Electronic Cami Dispenser LC” series composed by:



Art. 091-6100-060 Electric pump AC 230V 50Hz MEC-60 l/min

Art. 091-6100-070 Electric pump AC 230V 50Hz MEC-70 l/min

Art. 091-6102-070 Electric pump AC 115V 60Hz MEC-70 l/min



Art. 091-6100-100 Electric pump AC 230V 50Hz MEC-100 l/min

Art. 091-6102-100 Electric pump AC 115V 60Hz MEC-100 l/min



Art. 908-0516-040 Connection hose ø 20 mm M-M 1” 4 m lenght

Art. 908-0616-040 Connection hose ø 25 mm M-M 1” 4 m lenght



Art. 093-5210-000 Automatic nozzle PA60 Flow rate 70 l/min

Art. 093-5220-000 Automatic nozzle PA120 Flow rate 120 l/min



Art. 092-5200-230 Electronic control unit MecGest 110/230V 50Hz
Software included



Art. 092-5170-110 Mechanical pulsed flow meter MGI-110 - 5-110 l/min



Art. 092-5350-001 Coded Kit Lan Connection USB-RS485

OPTIONAL:



Art. 092-5300-010 Kit blue keys - Users - nr. 10 pcs



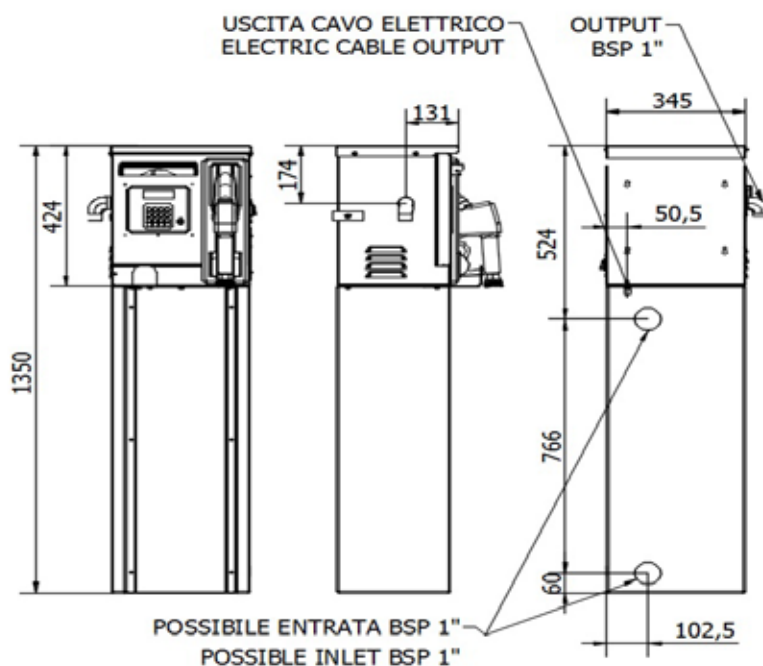
Art. 092-5220-000 Coded communication kit USB key reader for PC



Art. 094-5240-000 Water separating delivery filter for diesel 70 l/min

Art. 094-5245-000 Water separating delivery filter for diesel 150 l/min

DIESEL TRANSFER SYSTEM "Electronic Cami Dispenser LC"



Ref.	Descrip.	Flow rate	Voltage	Power	Inlet-outlet	Conn. hose	Nozzle	Flow meter	Duty cycle	Weight
		l/min	AC V./Hz	W	BSPG	Ø			min	Kg

090-5077-060	Cami Dispenser	60	230/50	440	F1" - F1"	20	Aut.PA60	MGI110	Contin.	52,50
090-5077-070	Cami Dispenser	70	230/50	480	F1" - F1"	20	Aut.PA60	MGI110	Contin.	53,50
090-5077-100	Cami Dispenser	100	230/50	800	F1" - F1"	25	Aut.PA120	MGI110	Contin.	60,00

090-5077-07X	Cami Dispenser	70	115/60	650	F1" - F1"	20	Aut.PA60	MGI110	Contin.	53,50
090-5077-10X	Cami Dispenser	100	115/60	1045	F1" - F1"	25	Aut.PA120	MGI110	Contin.	60,00

Ref.	Packaging (mm)	NR. of boxes
------	----------------	--------------

090-5077-060	505X355X425 - 365X305X945	2
090-5077-070	505X355X425 - 365X305X945	2
090-5077-100	505X355X425 - 365X305X945	2

090-5077-07X	505X355X425 - 365X305X945	2
090-5077-10X	505X355X425 - 365X305X945	2

Diesel transferring kit in solid structure for private use. It allows the quick and clean filling of the vehicles. It is equipped with automatic nozzle with swiveling joint, water filter absorption able to dispense the product free from impurities, microswitch to turn the pump on/off and side hose holder. Removable frontal panel for easy maintenance. The equipment can be fixed to the ground.

"Gaia Service" series composed by:



Art. 091-6100-070 Electric pump AC 230V 50Hz MEC-70 l/min
 Art. 091-6102-070 Electric pump AC 115V 60Hz MEC-70 l/min



Art. 091-6100-100 Electric pump AC 230V 50Hz MEC-100 l/min
 Art. 091-6102-100 Electric pump AC 115V 60Hz MEC-100 l/min



Art. 908-0516-040 Connection hose \varnothing 20 mm M-M 1" 4 m length
 Art. 908-0616-040 Connection hose \varnothing 25 mm M-M 1" 4 m length



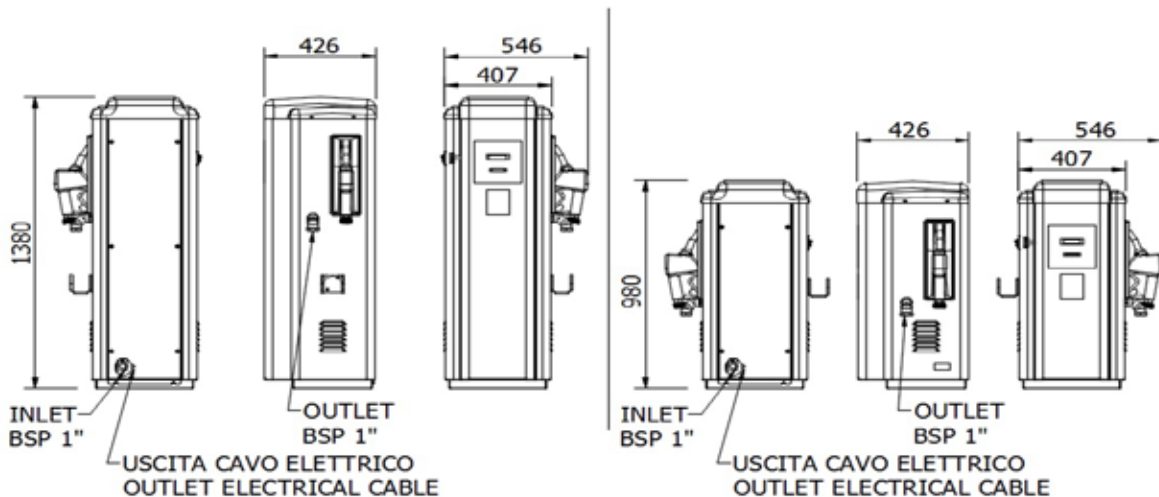
Art. 093-5210-000 Automatic nozzle PA60 Flow rate 70 l/min
 Art. 093-5220-000 Automatic nozzle PA120 Flow rate 120 l/min



Art. 092-5104-000 Mechanical flow meter 4 digits F1" 120 l/min



Art. 094-5240-000 Water separating delivery filter for diesel 70 l/min
 Art. 094-5245-000 Water separating delivery filter for diesel 150 l/min



H. 1380 mm

H.980 mm - Tank

DIESEL TRANSFER SYSTEM "Gaia Service"



H. 1380 mm



H.980 mm - Tank

Ref.	Descrip.	Flow rate	Voltage	Power	Inlet-outlet	Conn. hose	Nozzle	Flow meter/Filter	Duty cycle	Weight
		l/min	AC V./Hz	W	BSPG	Ø			min	Kg

H. 1380 mm

090-5080-070	Gaia Service	70	230/50	480	F1" - F1"	20	Aut.PA60	YES 4C	Contin.	69,00
090-5080-100	Gaia Service	100	230/50	800	F1" - F1"	25	Aut.PA120	YES 4C	Contin.	76,00
090-5080-07X	Gaia Service	70	115/60	650	F1" - F1"	20	Aut.PA60	YES 4C	Contin.	69,00
090-5080-10X	Gaia Service	100	115/60	1045	F1" - F1"	25	Aut.PA120	YES 4C	Contin.	76,00

H. 980 mm Suitable for fastening to tank

090-5081-070	Gaia "Tank"	70	230/50	480	F1" - F1"	20	Aut.PA60	YES 4C	Contin.	61,00
090-5081-100	Gaia "Tank"	100	230/50	800	F1" - F1"	25	Aut.PA120	YES 4C	Contin.	68,00
090-5081-07X	Gaia "Tank"	70	115/60	650	F1" - F1"	20	Aut.PA60	YES 4C	Contin.	61,00
090-5081-10X	Gaia "Tank"	100	115/60	1045	F1" - F1"	25	Aut.PA120	YES 4C	Contin.	68,00

Ref.	Packaging (mm)	NR. of boxes
------	----------------	--------------

090-5080-070	530X490X1410	1
090-5080-100	530X490X1410	1

090-5080-07X	530X490X1410	1
090-5080-10X	530X490X1410	1

Ref.	Packaging (mm)	NR. of boxes
------	----------------	--------------

090-5081-070	530X490X1010	1
090-5081-100	530X490X1010	1

090-5081-07X	530X490X1010	1
090-5081-10X	530X490X1010	1

Diesel transferring kit in solid structure for private use. It allows the quick and clean filling of the vehicles. It permits the following functions: the identification of the authorised users, the pre-selection of dispensed quantity, the detection of the total consumption and the single-user consumption, the storage of the deliveries and the management of 200 users. The system is equipped with key-manager to start the delivery quickly. The system includes the nozzle holder with microswitch to turn the pump on/off, automatic nozzle with swiveling joint and side hose holder.

“Electronic Gaia Service” series composed by:



Art. 091-6100-070 Electric pump AC 230V 50Hz MEC-70 l/min

Art. 091-6102-070 Electric pump AC 115V 60Hz MEC-70 l/min



Art. 091-6100-100 Electric pump AC 230V 50Hz MEC-100 l/min

Art. 091-6102-100 Electric pump AC 115V 60Hz MEC-100 l/min



Art. 908-0516-040 Connection hose \varnothing 20 mm M-M 1" 4 m lenght

Art. 908-0616-040 Connection hose \varnothing 25 mm M-M 1" 4 m lenght



Art. 093-5210-000 Automatic nozzle PA60 Flow rate 70 l/min

Art. 093-5220-000 Automatic nozzle PA120 Flow rate 120 l/min



Art. 092-5200-230 Electronic control unit MecGest 110/230V 50Hz
Software included



Art. 092-5170-110 Mechanical pulsed flow meter MGI-110 - 5-110 l/min



Art. 094-5240-000 Water separating delivery filter for diesel 70 l/min

Art. 094-5245-000 Water separating delivery filter for diesel 150 l/min



Art. 092-5220-000 Coded communication kit USB key reader for PC



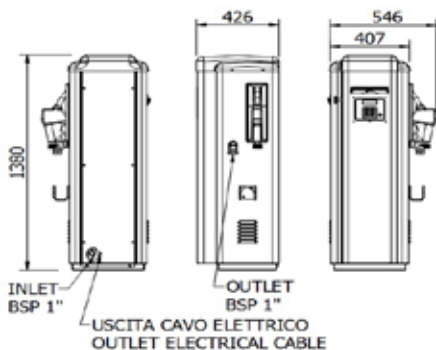
Art. 092-5300-000 Red Key- Manager - nr. 1 pc.

OPTIONAL:

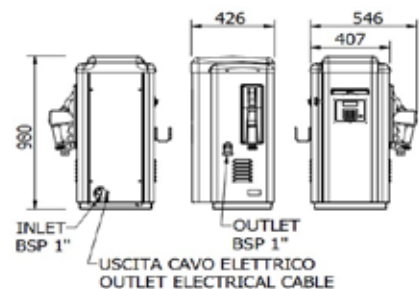


Art. 092-5300-010 Kit blue keys - Users - nr. 10 pcs

H. 1380 mm



H.980 mm - Tank



DIESEL TRANSFER SYSTEM "Electronic Gaia Service"



H. 1380 mm



H.980 mm - Tank

Ref.	Descrip.	Flow rate	Voltage	Power	Inlet-outlet	Conn. hose	Nozzle	Flow meter/Filter	Duty cycle	Weight
		l/min	AC V./Hz	W	BSPG	Ø			min	Kg

H. 1380 mm

090-5084-070	Gaia Service	70	230/50	480	F1" - F1"	20	Aut.PA60	YES	Contin.	69,00
090-5084-100	Gaia Service	100	230/50	800	F1" - F1"	25	Aut.PA120	YES	Contin.	76,00

090-5084-07X	Gaia Service	70	115/60	650	F1" - F1"	20	Aut.PA60	YES	Contin.	69,00
090-5084-10X	Gaia Service	100	115/60	1045	F1" - F1"	25	Aut.PA120	YES	Contin.	76,00

H. 980 mm Suitable for fastening to tank

090-5085-070	Gaia "Tank"	70	230/50	480	F1" - F1"	20	Aut.PA60	YES	Contin.	61,00
090-5085-100	Gaia "Tank"	100	230/50	800	F1" - F1"	25	Aut.PA120	YES	Contin.	68,00

090-5085-07X	Gaia "Tank"	70	115/60	650	F1" - F1"	20	Aut.PA60	YES	Contin.	61,00
090-5085-10X	Gaia "Tank"	100	115/60	1045	F1" - F1"	25	Aut.PA120	YES	Contin.	68,00

Ref.	Packaging (mm)	NR. of boxes
------	----------------	--------------

090-5084-070	530X490X1410	1
090-5084-100	530X490X1410	1

090-5084-07X	530X490X1410	1
090-5084-10X	530X490X1410	1

Ref.	Packaging (mm)	NR. of boxes
------	----------------	--------------

090-5085-070	530X490X1010	1
090-5085-100	530X490X1010	1

090-5085-07X	530X490X1010	1
090-5085-10X	530X490X1010	1

Diesel transferring kit in solid structure for private use. It allows the quick and clean filling of the vehicles. It also permits to measure and record the dispensed quantities. It permits the following functions: the pre-selection of the dispatched quantity, to see the total dispensed and each single dispense, to memorize the dispatches. The systems comes with a Lan Connection that enables the constant communication with the software, the reception of the type of configuration from remote and the report sending of the dispenses, MecGest can manage up to 200 users. The system includes the nozzle holder with microswitch to turn the pump on/off, automatic nozzle with swiveling joint and hose holder.

“Electronic Gaia Service LC” series composed by:



Art. 091-6100-070 Electric pump AC 230V 50Hz MEC-70 l/min
 Art. 091-6102-070 Electric pump AC 115V 60Hz MEC-70 l/min



Art. 091-6100-100 Electric pump AC 230V 50Hz MEC-100 l/min
 Art. 091-6102-100 Electric pump AC 115V 60Hz MEC-100 l/min



Art. 908-0516-040 Connection hose \varnothing 20 mm M-M 1” 4 m lenght
 Art. 908-0616-040 Connection hose \varnothing 25 mm M-M 1” 4 m lenght



Art. 093-5210-000 Automatic nozzle PA60 Flow rate 70 l/min
 Art. 093-5220-000 Automatic nozzle PA120 Flow rate 120 l/min



Art. 092-5200-230 Electronic control unit MecGest 110/230V 50Hz
 Software included



Art. 092-5170-110 Mechanical pulsed flow meter MGI-110 - 5-110 l/min



Art. 094-5240-000 Water separating delivery filter for diesel 70 l/min
 Art. 094-5245-000 Water separating delivery filter for diesel 150 l/min



Art. 092-5350-001 Coded Kit Lan Connection USB-RS485

OPTIONAL:

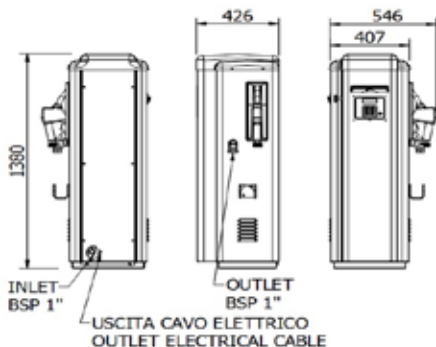


Art. 092-5300-010 Kit blue keys - Users - nr. 10 pcs

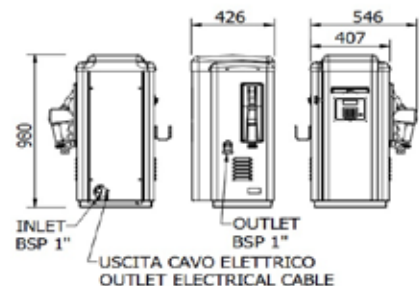


Art. 092-5220-000 Coded communication kit USB key reader for PC

H. 1380 mm



H.980 mm - Tank



DIESEL TRANSFER SYSTEM "Electronic Gaia Service LC"



H. 1380 mm



H.980 mm - Tank

Ref.	Descrip.	Flow rate	Voltage	Power	Inlet-outlet	Conn. hose	Nozzle	Flow meter/Filter	Duty cycle	Weight
		l/min	AC V./Hz	W	BSPG	Ø			min	Kg

H. 1380 mm

090-5086-070	Gaia Service	70	230/50	480	F1" - F1"	20	Aut.PA60	YES	Contin.	69,00
090-5086-100	Gaia Service	100	230/50	800	F1" - F1"	25	Aut.PA120	YES	Contin.	76,00

090-5086-07X	Gaia Service	70	115/60	650	F1" - F1"	20	Aut.PA60	YES	Contin.	69,00
090-5086-10X	Gaia Service	100	115/60	1045	F1" - F1"	25	Aut.PA120	YES	Contin.	76,00

H. 980 mm Suitable for fastening to tank

090-5087-070	Gaia "Tank"	70	230/50	480	F1" - F1"	20	Aut.PA60	YES	Contin.	61,00
090-5087-100	Gaia "Tank"	100	230/50	800	F1" - F1"	25	Aut.PA120	YES	Contin.	68,00

090-5087-07X	Gaia "Tank"	70	115/60	650	F1" - F1"	20	Aut.PA60	YES	Contin.	61,00
090-5087-10X	Gaia "Tank"	100	115/60	1045	F1" - F1"	25	Aut.PA120	YES	Contin.	68,00

Ref.	Packaging (mm)	NR. of boxes
------	----------------	--------------

090-5086-070	530X490X1410	1
090-5086-100	530X490X1410	1

090-5086-07X	530X490X1410	1
090-5086-10X	530X490X1410	1

Ref.	Packaging (mm)	NR. of boxes
------	----------------	--------------

090-5087-070	530X490X1010	1
090-5087-100	530X490X1010	1

090-5087-07X	530X490X1010	1
090-5087-10X	530X490X1010	1



HOSE REEL SUPPORT BASE COLUMN



HOSE REEL SUPPORT BASE COLUMN



This hose reel support column, ideal for connecting to diesel transfer dispensers, allows the use of 10/15 m hoses, making it easier to refuel large vehicles. Hose rewinding is quick and safe, leaving a clutter-free work area.



Art. 090-5072-010 Base column support for hose reels Mod. F-460 F-550/555 (13 kg)



Electronic control unit to manage the diesel transfer for private usage. It allows the measurement and record of the dispatched quantities and the following functions: identification of authorized vehicles, preselection of quantity to dispatch, it detects the total dispense and the single ones, it allows the memorization of the dispenses and it can handle 200 users. The system comes with a manager-key or Lan connection. The system can be completed with electric pump, nozzle holder with microswitch for switching on and off the pump, mechanical pulsed flow meter. The equipment is designed to be fixed to the wall or to tanks.

“MecGest Box” series composed by:



Art. 092-5200-230 Electronic control unit MecGest 110/230V 50Hz complete with software



Art. 092-5220-000 Communication kit USB keys reader for codified PC



Art. 092-5300-000 Red Key- Manager - 1 piece



Art. 092-5350-000 Codified Kit Lan Connection USB - RS485

OPTIONAL:



Art. 092-5300-010 Kit blue keys - Users - 10 pcs



Art. 091-6100-060 Electric pump AC 230V 50Hz MEC-60 l / min

Art. 091-6100-070 Electric pump AC 230V 50Hz MEC-70 l / min

Art. 091-6102-070 Electric pump 115V 60Hz MEC-70 l / min



Art. 091-6100-100 Electric pump AC 230V 50Hz MEC-100 l / min

Art. 091-6102-100 Electric pump 115V 60Hz MEC-100 l / min



Art. 092-5170-110 Mechanical pulsed flow meter MGI-110 - 5-110 l/min



Art. F90-9910-000 Aluminium nozzle holder with micro

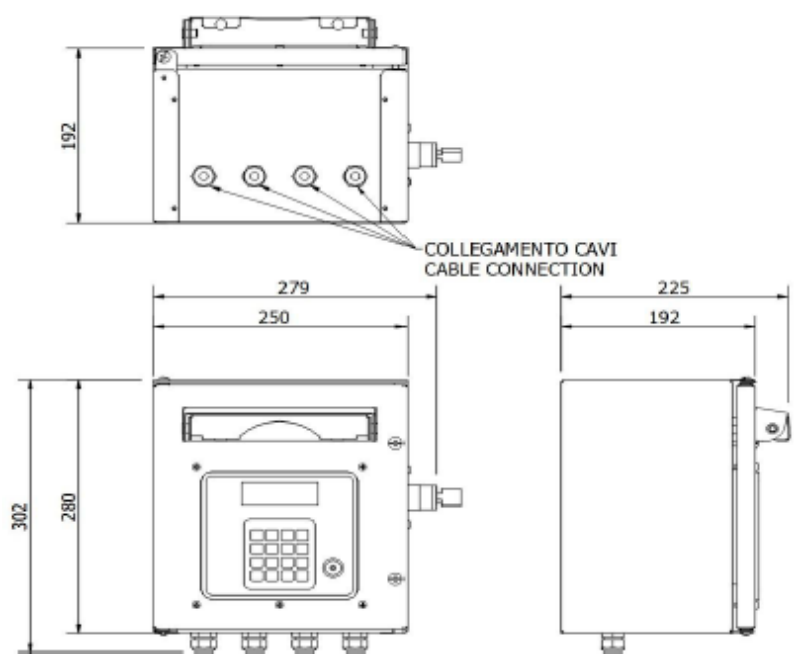


Art. 092-5402-100 Signal cable 2 poles I. 100 m shielded

ELECTRONIC CONTROL UNIT "MecGest Box"



Ref.	Description	Voltage	Communication kit USB keys reader for codified PC	Lan Connection kit USB - R	Weight	Packaging
		AC V/Hz			kg	mm
092-5510-000	MecGest Box	230/50 - 115/60	YES	NO	6,50	285X285X230
092-5520-000	MecGest Box LC	230/50 - 115/60	NO	YES	6,50	285X285X230



Electronic control unit that allows the refuelling of groups of vehicles. It offers the possibility to register the diesel supplies information and categorize them by user, vehicle, date and time. The equipment has to be used for private usage.

MecGest CONFIGURATION OPTIONS:



Art. 092-5200-230

OPTION 1



Art. 092-5220-000 + 092-5300-000

OPTION 3 = OPTION 2 + OPTIONAL



Art. 092-5350-001 + 092-5220-000 + 092-5300-010



Art. 092-5300-010

OPTION 2



Art. 092-5350-001

OPTIONAL:

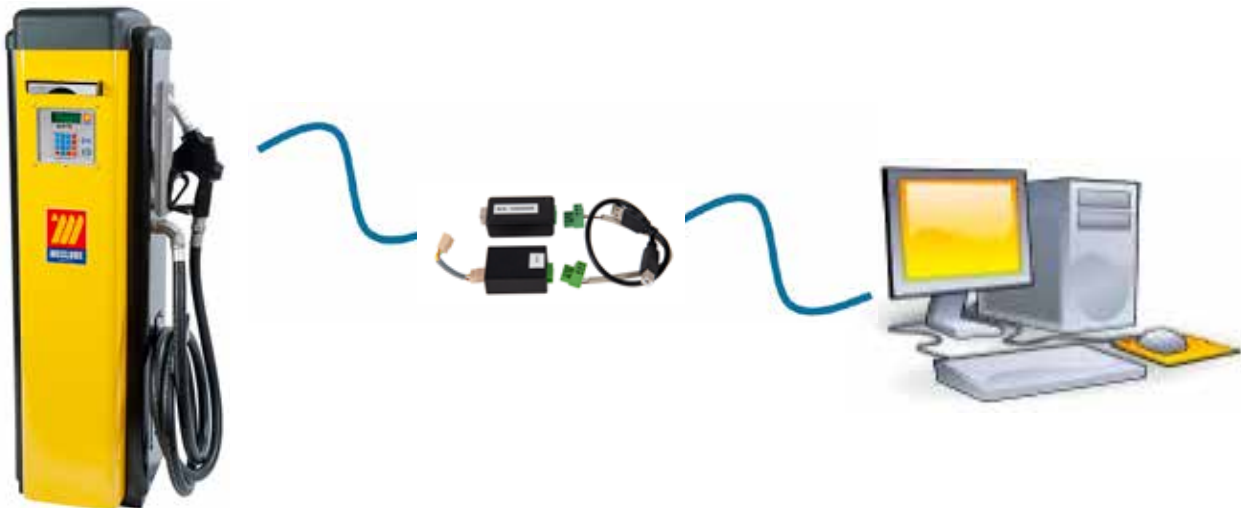


Art. 092-5300-010 + 092-5220-000

OPTION 1/ COMMUNICATION KIT WITH MEMORY-KEY: Red key and its reader: through this option it is possible to download the data of the diesel supplies and activate new user-codes. This procedure is done through the use of the red key and its own reader that have to be used with the PC and our software MecGest. The identification of the users and of the vehicles to enable the diesel supplies is made through the PIN code.



OPTION 2/ CABLE COMMUNICATION KIT: LAN connection cable for the direct connection with the PC and MecGest software. Also in this case it is possible to download the data of the diesel supplies and activate new user-codes with direct cable connection. The identification of the users and of the vehicles to enable the diesel supplies is made through the PIN code.



OPTION 3/ CABLE COMMUNICATION KIT + KEY READER + PACK 10 IDENTIFICATION KEYS: Converter and LAN connection cable for the direct connection to the PC and to MecGest software, and key reader with identification keys. Additionally, compared to previous options, it is possible to configurate the blue keys for users/vehicles in order to enable the diesel supplies. The diesel supply through PIN code is still available and the download of supply data or the activation of new keys or PIN are possible through LAN cable.

MINIMUM SYSTEM REQUISITES FOR MEC-GEST SOFTWARE: Operating system Microsoft Windows XP, 7, 8, 10 or superior, free USB port.

Diesel transferring kit in solid steel structure for private use with corrosion protection treatment. It allows the quick and clean filling of the vehicles, as well as measuring and recording the dispatched quantities. It is equipped with volumetric gear pump, 4-piston volumetric flow meter, automatic nozzle with swiveling joint, nozzle holder with magnetic opening system to turn the pump on/off and side hose holder. Removable frontal panel for easy maintenance.

“Service Station” series composed by:



Self-priming volumetric rotary pumping unit with gears
The 230V 50-60 Hz electric motor is connected to the unit through V-belt pulleys. Supplied with flexible connection and 2” threaded flange

Self-priming volumetric rotary pumping unit with gears
The 400V 50 Hz electric motor is connected to the unit through V-belt pulleys. Supplied with flexible connection and 2” threaded flange

4-piston volumetric flow meter, with degasser that eliminates air in the measurement avoiding errors, tolerance of 0.2%



Art. 908-0616-040 Connection hose \varnothing 25 mm M-M 1” 4 m length



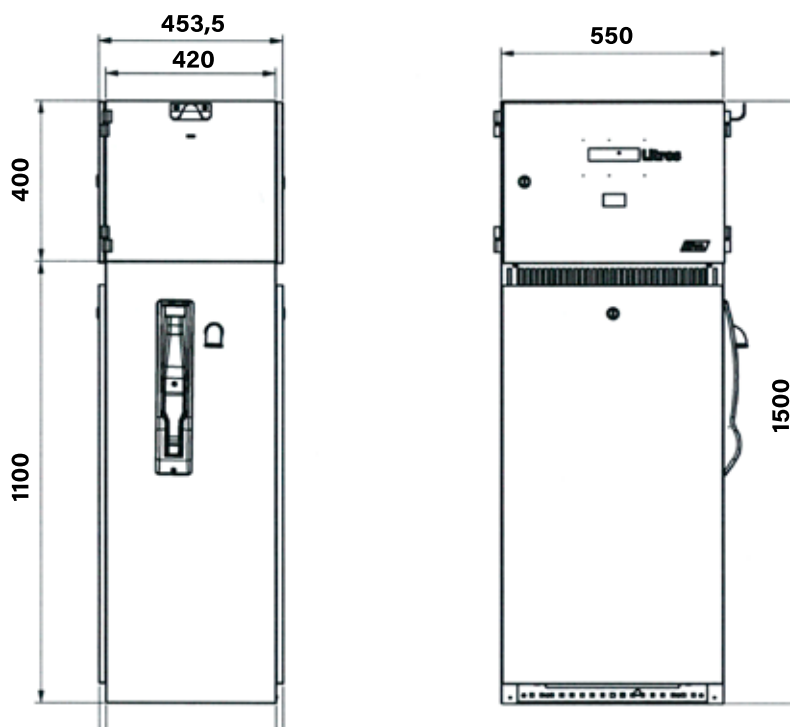
Art. 093-5250-080 Magnetic automatic diesel nozzle ZPA80 Flow rate 80 l/min

OPTIONAL:



Art. 094-5245-000 Water separating delivery filter for diesel 150 l/min

DIESEL TRANSFER SYSTEM "Service Station"



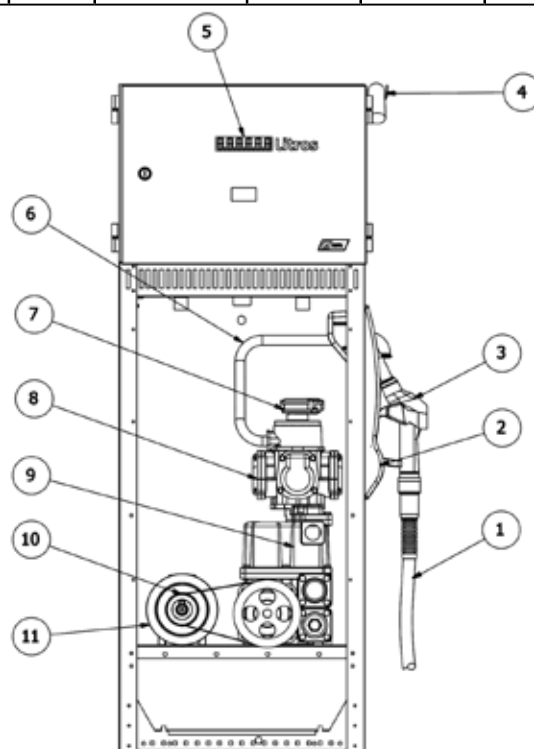
Ref.	Descrip.	Flow rate	Voltage	Power	Inlet-outlet	Conn. hose	Nozzle	Flow meter	Duty cycle	Weight
		l/min	AC V./Hz	W	BSPG	Ø			min	Kg

090-5090-080	Service Station	80	230/50-60	600	F1" - F1"	25	ZPA80	YES	Contin.	160,00
090-5091-080	Service Station	80	400/50	750	F1" - F1"	25	ZPA80	YES	Contin.	160,00

Ref.	Packaging (mm)	NR. of boxes
------	----------------	--------------

090-5090-080	476X640X1510	1
090-5091-080	476X640X1510	1

1	Delivery hose
2	Magnetic nozzle holder
3	Automatic nozzle
4	Hose holder
5	Digital Display
6	Delivery hose
7	Encoder
8	Volumetric flow meter
9	Volumetric rotary pumping unit
10	V-belt transmission
11	Electric motor



Diesel transferring kit in solid steel structure for private use with corrosion protection treatment. It allows the quick and clean filling of the vehicles, as well as measuring and recording the dispatched quantities. It is equipped with volumetric gear pump, 4-piston volumetric flow meter, automatic nozzle with swiveling joint, nozzle holder with magnetic opening system to turn the pump on/off and side hose holder. Removable frontal panel for easy maintenance. It permits the following functions: the identification of the authorised users, the pre-selection of dispensed quantity, the detection of the total consumption and the single-user consumption, the storage of the deliveries and the management of 200 users. The system is equipped with manager-key to quickly start the dispensing process.

“Pro-Service Station” series composed by:



Self-priming volumetric rotary pumping unit with gears
The 230V 50-60 Hz electric motor is connected to the unit through V-belt pulleys. Supplied with flexible connection and 2” threaded flange

Self-priming volumetric rotary pumping unit with gears
The 400V 50 Hz electric motor is connected to the unit through V-belt pulleys. Supplied with flexible connection and 2” threaded flange

4-piston volumetric flow meter, with degasser that eliminates air in the measurement avoiding errors, tolerance of 0.2%



Art. 908-0616-040 Connection hose \varnothing 25 mm M-M 1” 4 m length



Art. 093-5250-080 Magnetic automatic diesel nozzle ZPA80 Flow rate 80 l/min



Art. 092-5200-230 Electronic control unit MecGest 110/230V 50Hz Software included



Art. 092-5220-000 Codified communication kit USB key reader for PC



Art. 092-5300-000 Red Key- Manager - nr. 1 pc.

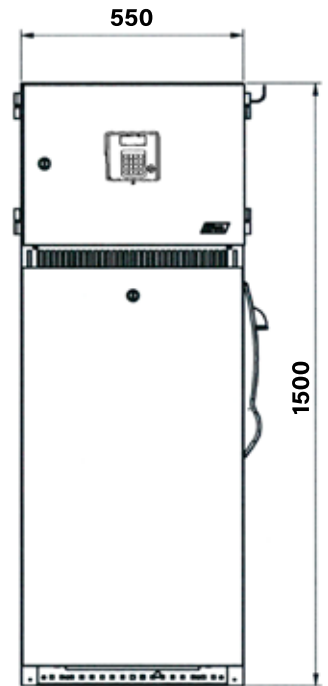
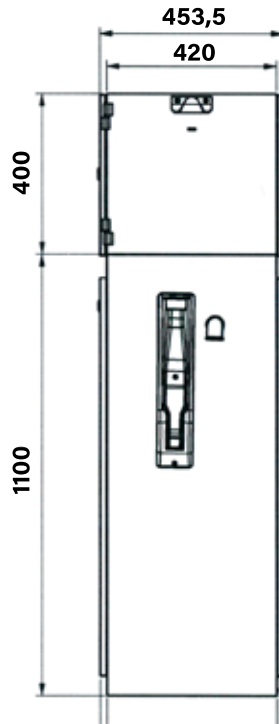


OPTIONAL:

Art. 092-5300-010 Kit blue keys - Users - nr. 10 pcs

Art. 094-5245-000 Water separating delivery filter for diesel 150 l/min

DIESEL TRANSFER SYSTEM "Pro Service Station"



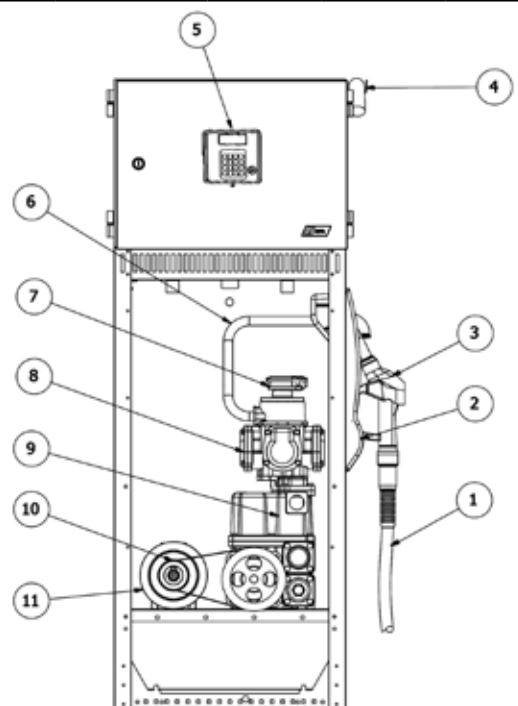
Ref.	Descrip.	Flow rate	Voltage	Power	Inlet-outlet	Conn. hose	Nozzle	Flow meter	Duty cycle	Weight
		l/min	AC V./Hz	W	BSPG	Ø			min	Kg

090-5092-080	Pro-Service Station	80	230/50-60	600	F1" - F1"	25	ZPA80	YES	Contin.	160,00
090-5093-080	Pro-Service Station	80	400/50	750	F1" - F1"	25	ZPA80	YES	Contin.	160,00

Ref.	Packaging (mm)	NR. of boxes
------	----------------	--------------

090-5092-080	476X640X1510	1
090-5093-080	476X640X1510	1

1	Delivery hose
2	Magnetic nozzle holder
3	Automatic nozzle
4	Hose holder
5	Digital Display
6	Delivery hose
7	Encoder
8	Volumetric flow meter
9	Volumetric rotary pumping unit
10	V-belt transmission
11	Electric motor



Rigid polyethylene tank for diesel transport for private use in total exemption for ADR (see ADR Regulation at page 242), with built-in transfer unit consisting of rotary vane self-priming pump available in various voltages (12-24V), delivery hose \varnothing 20 mm, 4 m length, automatic nozzle with swiveling joint. The system is available at 220 liters capacity, can be integrated with flow meter for measuring diesel. Equipped with pressurizing/depressurizing relief valve and lockable lid.



“Diesel Tank” series composed by:

Art. 090-6220-000 Only 220 l Tank



Art. 091-5081-045 Pump 12V - power cable (sec. 4 mmq, 4 m length) with pincers and fuse - 45 l/min

Art. 091-5083-045 24V Pump - power cable (sec. 4 mmq, 4 m length) with pincers and fuse - 45 l/min



Art. 908-0516-040 Connection hose \varnothing 20 mm M-M 1” 4 m length





Art. 093-5210-000 Automatic nozzle PA60 Flow rate 70 l/min



Art. 092-5124-000 Digital turbine flow meter MEC 24 min/max flow rate 7/120 l/min

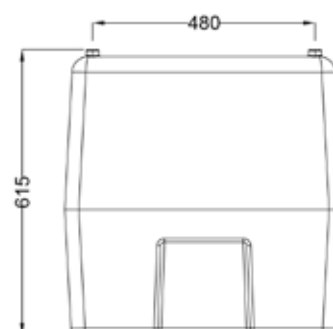
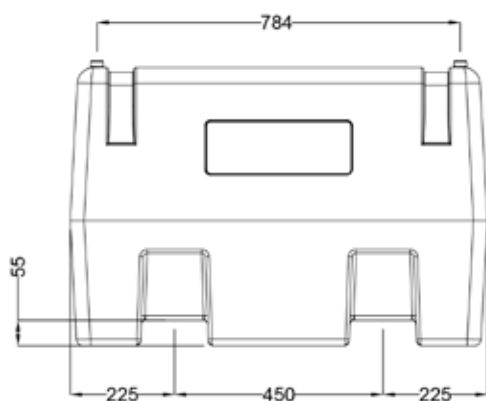
TANK FOR DIESEL TRANSPORT ” Diesel Tank 220 ”



Ref.	Descrip.	Flow rate l/min	Voltage DC Volt	Power W	Inlet-outlet BSPG	Conn. hose Ø	Nozzle 	Flow meter 	Duty cycle min	Weight Kg	Packaging mm
------	----------	--------------------	--------------------	------------	----------------------	-----------------	--	---	-------------------	--------------	-----------------

090-6220-012	Tank 220 l	45	12	264	F1" - F1"	20	Aut.PA60	NO	40	37,00	600X910X665
090-6220-024	Tank 220 l	45	24	312	F1" - F1"	20	Aut.PA60	NO	40	37,00	600X910X665

090-6221-012	Tank 220 l	45	12	264	F1" - F1"	20	Aut.PA60	YES	40	37,50	600X910X665
090-6221-024	Tank 220 l	45	24	312	F1" - F1"	20	Aut.PA60	YES	40	37,50	600X910X665



The special “Pick-Up” series has been specifically designed for transport on Pick-Up vehicles. Rigid polyethylene tank for diesel transport for private use in total exemption for ADR (see ADR Regulation at page 242), with built-in transfer unit consisting of rotary vane self-priming pump available in various voltages (12-24V), delivery hose \varnothing 20 mm, 4 m length, automatic nozzle with swiveling joint. The system is available at 220 liters capacity, can be integrated with flow meter for measuring diesel. Equipped with level probe, pressurizing/depressurizing relief valve and lockable lid.

“Diesel Tank Pick-Up” series composed by:



Art. 090-6225-000 Only 220 l Tank



Art. 091-5081-045 Pump 12V - power cable (sec. 4 mmq, 4 m length) with pincers and fuse - 45 l/min

Art. 091-5083-045 24V Pump - power cable (sec. 4 mmq, 4 m length) with pincers and fuse - 45 l/min



Art. 908-0516-040 Connection hose \varnothing 20 mm M-M 1” 4 m length



Art. 093-5210-000 Automatic nozzle PA60 Flow rate 70 l/min



Art. 092-5124-000 Digital turbine flow meter MEC 24 min/max flow rate 7/120 l/min



Art. 092-6000-220 Probe for Tank 220 l Pick-Up

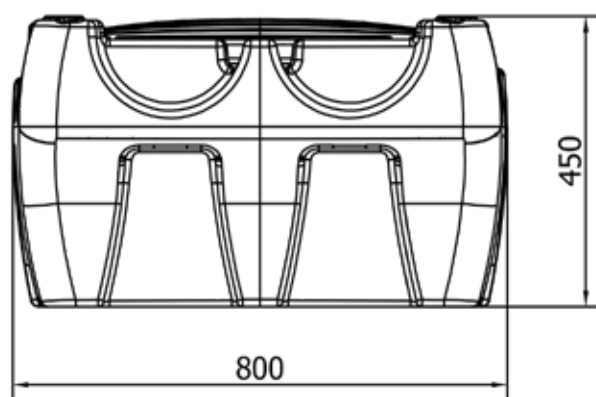
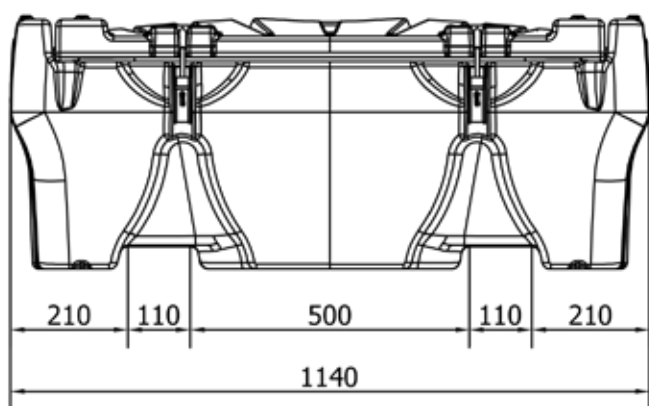
TANK FOR DIESEL TRANSPORT ” Diesel Tank 220 Pick-Up”



Ref.	Descrip.	Flow rate l/min	Voltage DC Volt	Power W	Inlet-outlet BSPG	Conn. hose Ø	Nozzle	Flow meter	Duty cycle min	Weight Kg	Packaging mm
------	----------	--------------------	--------------------	------------	----------------------	-----------------	--------	------------	-------------------	--------------	-----------------

090-6225-012	Tank 220 l	45	12	264	F1" - F1"	20	Aut.PA60	NO	40	37,00	1155X805X440
090-6225-024	Tank 220 l	45	24	312	F1" - F1"	20	Aut.PA60	NO	40	37,00	1155X805X440

090-6226-012	Tank 220 l	45	12	264	F1" - F1"	20	Aut.PA60	YES	40	37,50	1155X805X440
090-6226-024	Tank 220 l	45	24	312	F1" - F1"	20	Aut.PA60	YES	40	37,50	1155X805X440



Rigid polyethylene tank for diesel transport for personal use in total exemption for ADR (see ADR Regulation at page 242), with built-in transfer unit consisting of rotary vane self-priming pump available in various voltages (12-24V), delivery hose \varnothing 20 mm, 4 m length, automatic nozzle with swiveling joint. The system is available at 330 liters capacity, can be integrated with flow meter for measuring diesel and level probe. Equipped with pressurizing/depressurizing relief valve and lockable lid.

“Diesel Tank” series composed by:



Art. 090-6330-000 Only 330 I Tank



Art. 091-5081-045 12V Pump - power cable (sec. 4 mmq, 4 m length) with pincers and fuse - 45 l/min

Art. 091-5083-045 24V Pump - power cable (sec. 4 mmq, 4 m length) with pincers and fuse - 45 l/min



Art. 908-0516-040 Connection hose \varnothing 20 mm M-M 1" 4 m length



Art. 093-5210-000 Automatic nozzle PA60 Flow rate 70 l/min





Art. 092-5124-000 Digital turbine flow meter MEC 24 min/max flow rate 7/120 l/min



Art. 092-6000-330 Probe for Tank 330 I

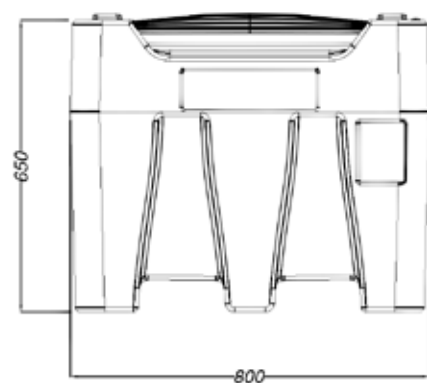
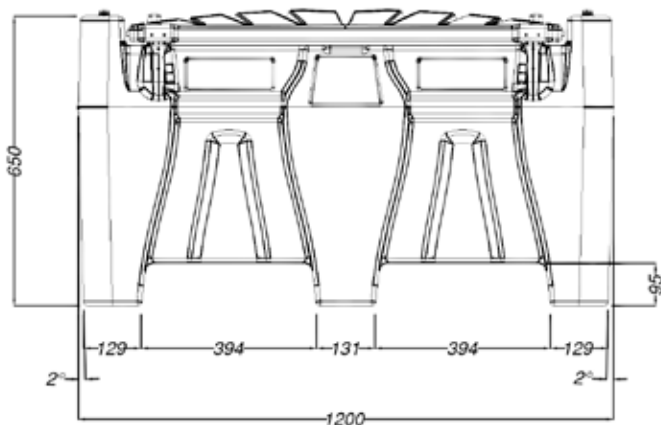
DIESEL TANK 330



Ref.	Descrip.	Flow rate	Voltage	Power	Inlet-outlet	Conn. hose	Nozzle	Flow meter	Duty cycle	Weight	Packaging
		l/min	DC Volt	W	BSPG	Ø			min	Kg	mm

090-6330-012	Tank 330 I	45	12	264	F1" - F1"	20	Aut.PA60	NO	40	44,00	1200x800x650
090-6330-024	Tank 330 I	45	24	312	F1" - F1"	20	Aut.PA60	NO	40	44,00	1200x800x650

090-6331-012	Tank 330 I	45	12	264	F1" - F1"	20	Aut.PA60	YES	40	44,50	1200x800x650
090-6331-024	Tank 330 I	45	24	312	F1" - F1"	20	Aut.PA60	YES	40	44,50	1200x800x650



The special “Pick-Up” series has been specifically designed for transport on Pick-Up vehicles. rigid polyethylene tank for diesel transport for private use in total exemption for ADR (see ADR Regulation at page 242), with built-in transfer unit consisting of rotary vane self-priming pump available in various voltages (12-24V), delivery hose \varnothing 20 mm, 4 m length, automatic nozzle with swiveling joint. The system is available at 330 liters capacity, can be integrated with flow meter for measuring diesel and level probe. Equipped with pressurizing/depressurizing relief valve and lockable lid.

“Diesel Tank” series composed by:



Art. 090-6335-000 Only 330 l Tank



Art. 091-5081-045 12V Pump - power cable (sec. 4 mmq, 4 m length) with pincers and fuse - 45 l/min

Art. 091-5083-045 24V Pump - power cable (sec. 4 mmq, 4 m length) with pincers and fuse - 45 l/min



Art. 908-0516-040 Connection hose \varnothing 20 mm M-M 1" 4 m length



Art. 093-5210-000 Automatic nozzle PA60 Flow rate 70 l/min





Art. 092-5124-000 Digital turbine flow meter MEC 24 min/max flow rate 7/120 l/min



Art. 092-6000-330 Probe for Tank 330 l

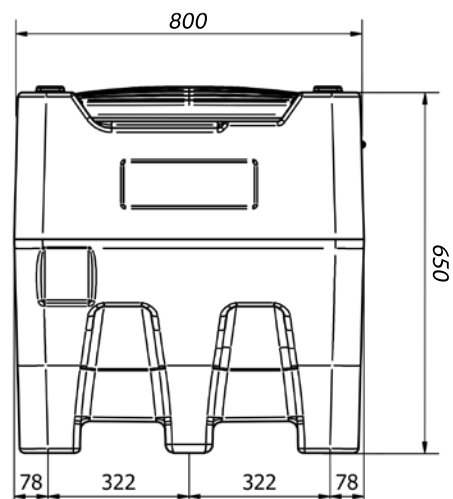
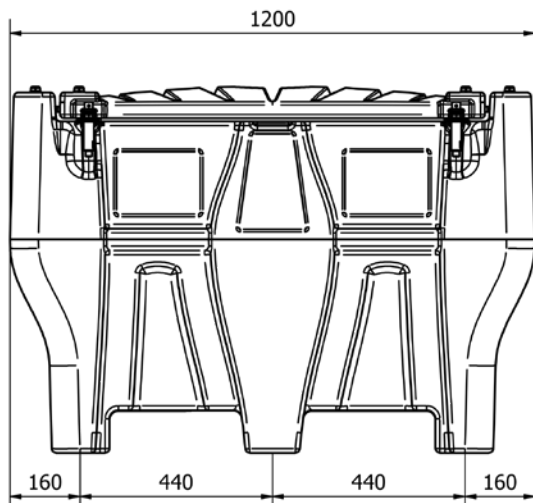
DIESEL TANK 330 Pick-Up



Ref.	Descrip.	Flow rate	Voltage	Power	Inlet-outlet	Conn. hose	Nozzle	Flow meter	Duty cycle	Weight	Packaging
		l/min	DC Volt	W	BSPG	Ø			min	Kg	mm

090-6335-012	Tank 330 l	45	12	264	F1" - F1"	20	Aut.PA60	NO	40	53,00	1200x800x650
090-6335-024	Tank 330 l	45	24	312	F1" - F1"	20	Aut.PA60	NO	40	53,00	1200x800x650

090-6336-012	Tank 330 l	45	12	264	F1" - F1"	20	Aut.PA60	YES	40	53,50	1200x800x650
090-6336-024	Tank 330 l	45	24	312	F1" - F1"	20	Aut.PA60	YES	40	53,50	1200x800x650



Rigid polyethylene tank for diesel transport for private use in total exemption for ADR (see ADR Regulation at page 242), with built-in transfer unit consisting of rotary vane self-priming pump available in various voltages (12-24V), delivery hose \varnothing 20 mm, 4 m length, automatic nozzle with swiveling joint. The system is available at 440 liters capacity, can be integrated with flow meter for measuring diesel and level probe. Equipped with pressurizing/depressurizing relief valve and lockable lid.

“Diesel Tank” series composed by:



Art. 090-6440-000 Only 440 l Tank



Art. 091-5081-045 12V Pump - power cable (sec. 4 mmq, 4 m length) with pincers and fuse - 45 l/min

Art. 091-5083-045 24V Pump - power cable (sec. 4 mmq, 4 m length) with pincers and fuse - 45 l/min



Art. 908-0516-040 Connection hose \varnothing 20 mm M-M 1" 4 m length



Art. 093-5210-000 Automatic nozzle PA60 Flow rate 70 l/min





Art. 092-5124-000 Digital turbine flow meter MEC 24 min/max flow rate 7/120 l/min



Art. 092-6000-440 Probe for Tank 440 l

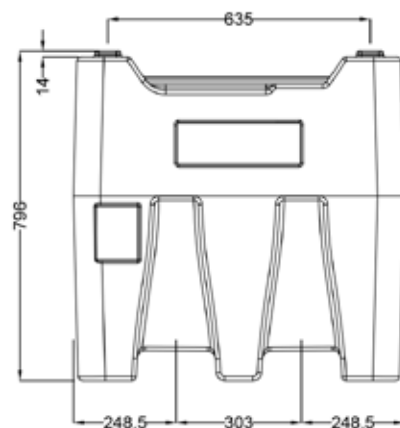
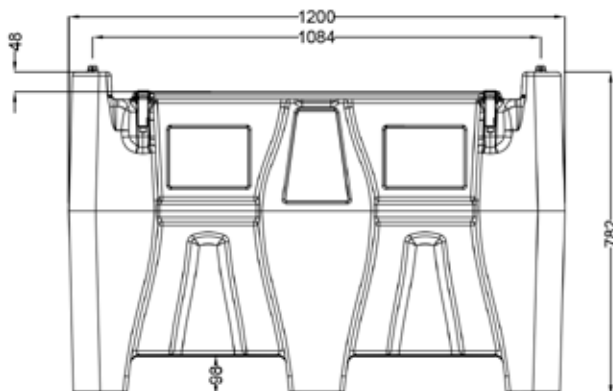
DIESEL TANK 440



Ref.	Descrip.	Flow rate	Voltage	Power	Inlet-outlet	Conn. hose	Nozzle	Flow meter	Duty cycle	Weight	Packaging
		l/min	DC Volt	W	BSPG	Ø			min	Kg	mm

090-6440-012	Tank 440 I	45	12	264	F1" - F1"	20	Aut.PA60	NO	40	53,00	1200x800x785
090-6440-024	Tank 440 I	45	24	312	F1" - F1"	20	Aut.PA60	NO	40	53,00	1200x800x785

090-6441-012	Tank 440 I	45	12	264	F1" - F1"	20	Aut.PA60	YES	40	53,50	1200x800x785
090-6441-024	Tank 440 I	45	24	312	F1" - F1"	20	Aut.PA60	YES	40	53,50	1200x800x785



The special "Pick-Up" series has been specifically designed for transport on Pick-Up vehicles. rigid polyethylene tank for diesel transport for private use in total exemption for ADR (see ADR Regulation at page 242), with built-in transfer unit consisting of rotary vane self-priming pump available in various voltages (12-24V), delivery hose \varnothing 20 mm, 4 m length, automatic nozzle with swiveling joint. The system is available at 440 liters capacity, can be integrated with flow meter for measuring diesel and level probe. Equipped with pressurizing/depressurizing relief valve and lockable lid.

"Diesel Tank" series composed by:



Art. 090-6455-000 Only 440 l Tank



Art. 091-5081-045 12V Pump - power cable (sec. 4 mmq, 4 m length) with pincers and fuse - 45 l/min

Art. 091-5083-045 24V Pump - power cable (sec. 4 mmq, 4 m length) with pincers and fuse - 45 l/min



Art. 908-0516-040 Connection hose \varnothing 20 mm M-M 1" 4 m length



Art. 093-5210-000 Automatic nozzle PA60 Flow rate 70 l/min





Art. 092-5124-000 Digital turbine flow meter MEC 24 min/max flow rate 7/120 l/min



Art. 092-6000-440 Probe for Tank 440 l

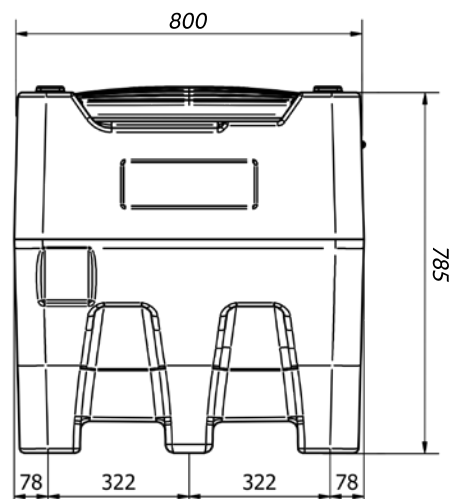
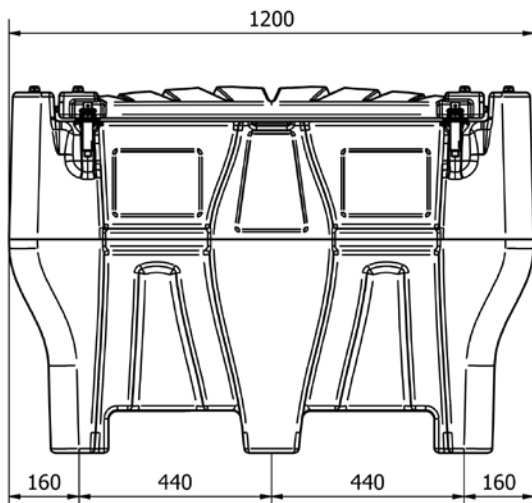
DIESEL TANK 440 Pick-Up



Ref.	Descrip.	Flow rate	Voltage	Power	Inlet-outlet	Conn. hose	Nozzle	Flow meter	Duty cycle	Weight	Packaging
		l/min	DC Volt	W	BSPG	Ø			min	Kg	mm

090-6455-012	Tank 440 l	45	12	264	F1" - F1"	20	Aut.PA60	NO	40	60,00	1200x800x785
090-6455-024	Tank 440 l	45	24	312	F1" - F1"	20	Aut.PA60	NO	40	60,00	1200x800x785

090-6456-012	Tank 440 l	45	12	264	F1" - F1"	20	Aut.PA60	YES	40	60,50	1200x800x785
090-6456-024	Tank 440 l	45	24	312	F1" - F1"	20	Aut.PA60	YES	40	60,50	1200x800x785



Combined tank for Diesel and DEF-AdBlue® transport for private use in total exemption for ADR (see ADR Regulation at page 242). Made of polyethylene with reinforced lockable lid. Diesel compartment with aluminium filling plug and integrated safety valve, DEF-AdBlue® compartment polyethylene plug. Complete with tank level indicator and suction filter only for diesel compartment. The tank is provided with chamfers to be lifted when it is full and grips to be lifted when empty. It is equipped with slots for positioning the fastening belts at the support base. Diesel and DEF-AdBlue® compartments supplied with 4 m long cable with pincers for the connection to power battery supply.

“Diesel-DEF-AdBlue® Tank” series composed by:



Art. 090-6450-000 Only 400 l Tank + 50 l



Art. 091-5081-045 12V Pump - power cable (sec. 4 mmq, 4 m length) with pincers and fuse - 45 l/min



Art. 098-6050-012 DEF-AdBlue® submerged pump 12V-25 l/min power cable (sec.2,5 mmq. 1 m length) with switch



Art. 092-5124-000 Digital turbine flow meter MEC 24 min/max flow rate 7/120 l/min



Art. 908-0516-040 Connection hose \varnothing 20 mm M-M 1" 4 m length for diesel



Art. 921-0500-040 Delivery hose EPDM \varnothing 19x27 mm M-M 4 m length for DEF-AdBlue®



Art. 099-5199-000 Manual plastic nozzle “AD90” Flow rate 90 l/min



Art. 093-5210-000 Automatic nozzle PA60 Flow rate 70 l/min



Art. 092-6000-440 Probe for Tank 440 l

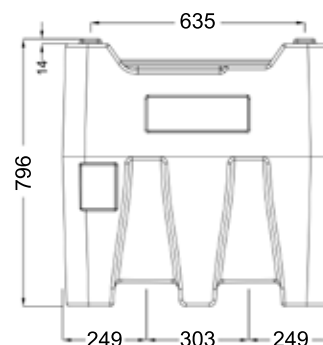
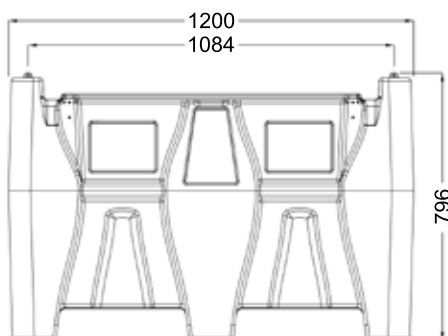
DIESEL-DEF-AdBlue® TANK 400+50



Ref.	Descrip.	Liquid	Flow rate	Voltage	Power	Inlet-outlet	Conn. hose	Nozzle	Flow meter	Duty cycle	Weight	Packaging
			l/min	DC Volt	W	BSPG	Ø			min	kg	mm

090-6450-012	400 l	Diesel	45	12	264	F1"-F1"	20	Aut.PA60	NO	40	57,00	1200X800X796
	Tank 400 + 50											
	50 l	DEF	15	12	26		19	Man.AD90	NO	-		

090-6451-012	400 l	Diesel	45	12	264	F1"-F1"	20	Aut.PA60	YES	40	57,50	1200X800X796
	Tank 400 + 50											
	50 l	DEF	15	12	26		19	Man.AD90	NO	-		



The special “Pick-Up” series has been specifically designed for transport on Pick-Up vehicles. Combined tank for Diesel and DEF-AdBlue® transport for private use in total exemption for ADR (see ADR Regulation at page 242). Made of polyethylene with reinforced lockable lid. Diesel compartment with aluminium filling plug and integrated safety valve, DEF-AdBlue® compartment polyethylene plug. Complete with tank level indicator and suction filter only for diesel compartment. The tank is provided with chamfers to be lifted when it is full and grips to be lifted when empty. It is equipped with slots for positioning the fastening belts at the support base. Diesel and DEF-AdBlue® compartments supplied with 4 m long cable with pincers for the connection to power battery supply.



“Diesel-DEF-AdBlue® Tank” series composed by:

Art. 090-6555-000 Only 400 l Tank + 50 l



Art. 091-5081-045 12V Pump - power cable (sec. 4 mmq, 4 m length) with pincers and fuse - 45 l/min



Art. 098-6050-012 DEF-AdBlue® submerged pump 12V-25 l/min power cable (sec.2,5 mmq. 1 m length) with switch



Art. 092-5124-000 Digital turbine flow meter MEC 24 min/max flow rate 7/120 l/min



Art. 908-0516-040 Connection hose \varnothing 20 mm M-M 1" 4 m length for diesel



Art. 921-0500-040 Delivery hose EPDM \varnothing 19x27 mm M-M 4 m length for DEF-AdBlue®



Art. 099-5199-000 Manual plastic nozzle “AD90” Flow rate 90 l/min



Art. 093-5210-000 Automatic nozzle PA60 Flow rate 70 l/min



Art. 092-6000-440 Probe for Tank 440 l

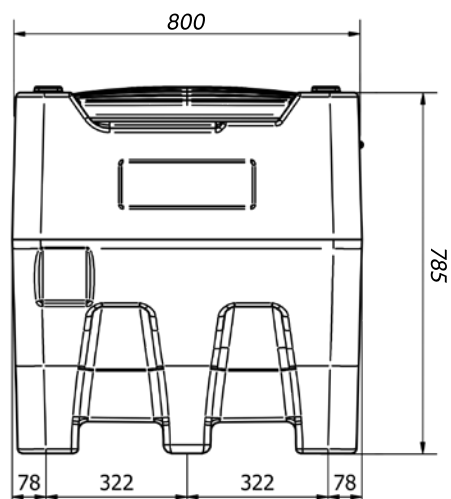
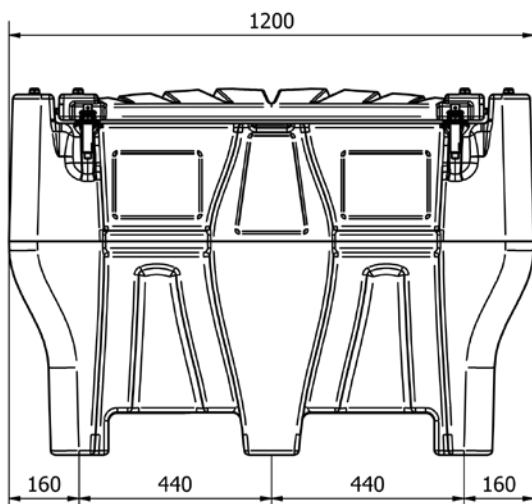
DIESEL-DEF-AdBlue® TANK 400+50 Pick-Up



Ref.	Descrip.	Liquid	Flow rate	Voltage	Power	Inlet-outlet	Conn. hose	Nozzle	Flow meter	Duty cycle	Weight	Packaging
			l/min	DC Volt	W	BSPG	Ø			min	kg	mm

090-6555-012	400 l	Diesel	45	12	264	F1"-F1"	20	Aut.PA60	NO	40	57,00	1200X800X796
	50 l	DEF	15	12	26		19	Man.AD90	NO	-		

090-6556-012	400 l	Diesel	45	12	264	F1"-F1"	20	Aut.PA60	YES	40	57,50	1200X800X796
	50 l	DEF	15	12	26		19	Man.AD90	NO	-		



Tank for Diesel transport for private use in partial exemption paragraph 1.1.3.6 ADR (see ADR Regulation at page 242). Made of polyethylene with reinforced lockable lid. Diesel compartment with 2” aluminium filling plug and integrated 3 effects safety valve, internal breakwater bulkheads are integrated to grant the maximum security during the transport. Complete with tank level indicator and suction filter only for Diesel compartment. The tank is provided with chamfers to be lifted when it is full and grips to be lifted when empty. It is equipped with slots for positioning the fastening belts at the support base. Diesel compartment are supplied with 4 m long cable with pincers for the connection to the power battery supply.

“Diesel Tank” series composed by:



Art. 090-6900-000 Only 900 I Tank



Art. 091-5081-060 12V Pump - power cable (sec. 4 mmq, 4 m lenght) with pincers and fuse - 60 l/min



Art. 091-5083-060 24V Pump - power cable (sec. 4 mmq, 4 m lenght) with pincers and fuse - 60 l/min



Art. 092-5124-000 Digital turbine flow meter MEC 24 min/max flow rate 7/120 l/min





Art. 908-0516-060 Connection hose \varnothing 20 mm M-M 1” 6 m lenght for diesel



Art. 093-5210-000 Automatic nozzle PA60 Flow rate 70 l/min

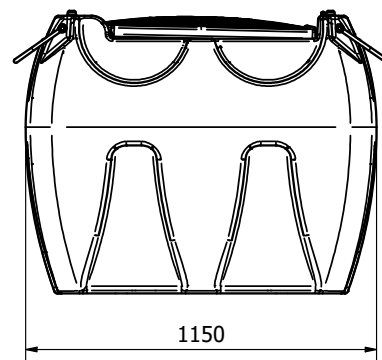
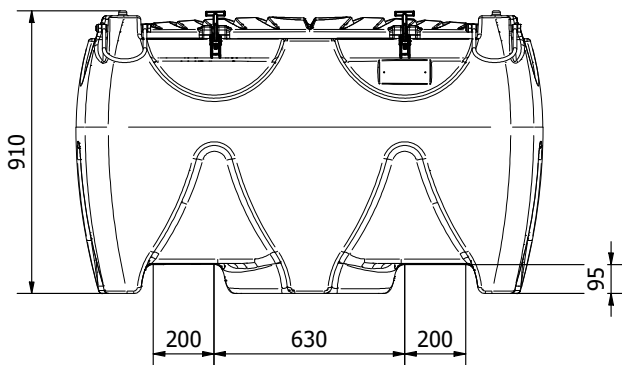
DIESEL TANK “Diesel Tank 900”



Ref.	Descrip.	Liquid	Flow rate	Voltage	Power	Inlet-outlet	Conn. hose	Nozzle	Flow meter	Duty cycle	Weight	Packaging
			l/min	DC Volt	W	BSPG	Ø			min	kg	mm

090-6890-012	900 l	Gasolio	60	12	336	F1"-F1"	20	Aut.PA60	NO	40	103,60	1530X910X1150
090-6890-024	900 l	Gasolio	60	24	432	F1"-F1"	20	Aut.PA60	NO	40	103,60	1530X910X1150

090-6891-012	900 l	Diesel	60	12	336	F1"-F1"	20	Aut.PA60	YES	40	104,10	1530X910X1150
090-6891-024	900 l	Diesel	60	24	432	F1"-F1"	20	Aut.PA60	YES	40	104,10	1530X910X1150



Combined tank for Diesel and DEF-AdBlue® transport for private use in partial exemption paragraph 1.1.3.6 ADR (see ADR Regulation at page 242). Made of polyethylene with reinforced lockable lid. Diesel compartment with 2” aluminium filling plug and integrated 3 effects safety valve, internal breakwater bulkheads are integrated to grant the maximum security during the transport. DEF-AdBlue® compartment with 2” polyethylene plug. Complete with tank level indicator and suction filter only for Diesel compartment. The tank is provided with chamfers to be lifted when it is full and grips to be lifted when empty. It is equipped with slots for positioning the fastening belts at the support base. Diesel and DEF-AdBlue® compartments are supplied with 4 m long cable with pincers for the connection to the power battery supply.

“Diesel-DEF-AdBlue® Tank” series composed by:



Art. 090-6900-000 Only 900 l Tank + 100 l



Art. 091-5081-060 12V Pump - power cable (sec. 4 mmq, 4 m lenght) with pincers and fuse - 60 l/min



Art. 098-6100-012 DEF-AdBlue® submerged pump 12V-25 l/min power cable (sec.2,5 mmq. 1 m lenght) with switch



Art. 092-5124-000 Digital turbine flow meter MEC 24 min/max flow rate 7/120 l/min



Art. 908-0516-060 Connection hose ø 20 mm M-M 1” 6 m lenght for diesel



Art. 921-0500-060 Delivery hose EPDM ø 19x27 mm M-M 6 m lenght for DEF-AdBlue®



Art. 099-5199-000 Manual plastic nozzle “AD90” Flow rate 90 l/min



Art. 093-5210-000 Automatic nozzle PA60 Flow rate 70 l/min

DIESEL-DEF-AdBlue® TANK

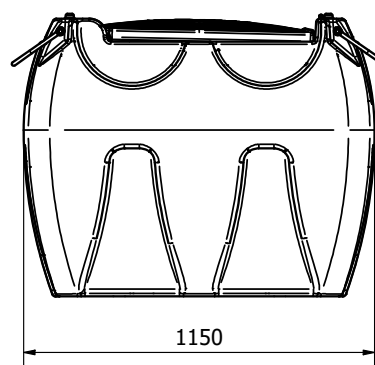
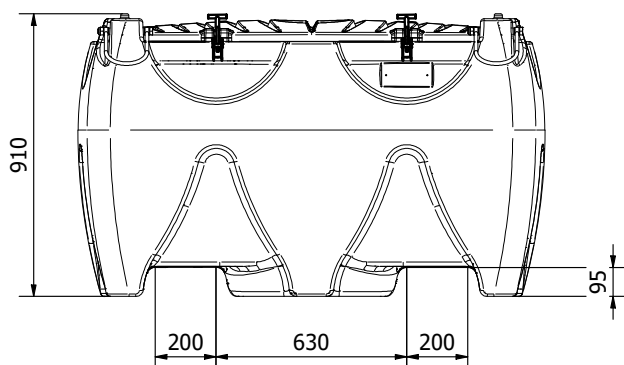
DEF-AdBlue® “Diesel-DEF-AdBlue® Tank 900+100”



Ref.	Descrip.	Liquid	Flow rate	Voltage	Power	Inlet-outlet	Conn. hose	Nozzle	Flow meter	Duty cycle	Weight	Packaging
			l/min	DC Volt	W	BSPG	Ø			min	kg	mm

090-6900-012	900 l	Diesel	60	12	336	F1"-F1"	20	Aut.PA60	NO	40	113,60	1530X910X1150
	Tank 900 + 100											
	100 l	DEF	15	12	26		19	Man.AD90	NO	-		

090-6901-012	900 l	Diesel	60	12	336	F1"-F1"	20	Aut.PA60	YES	40	114,00	1530X910X1150
	Tank 900 + 100											
	100 l	DEF	15	12	26		19	Man.AD90	NO	-		



Rigid polyethylene tank for diesel transport for private and professional use in total exemption for ADR (see ADR Regulation at page 242), perfect for refuelling of small operative vehicles, light-duty or recreational vehicles. It is equipped with run-flat wheels and suitable for moving on any ground. They have compact dimension for easy moving. Every tank can be filled vertically or horizontally, with the same fuel quantity. Provided with nozzle holder bracket, sphere relief valve with swiveling joint, filling plug with anti-spill vent valve.

“Caddy” series composed by:



Art. 090-6055-M00 Wheeled Caddy Tank 55 l diesel

Art. 090-6110-M00 Wheeled Caddy Tank 110 l diesel



Art. 027-3720-000 Alluminium manual rotary pump



Art. 908-0500-040 Antistatic rubber hose Ø 20 mm 4 m lenght



Art. 093-5200-000 Manual nozzle “MC 80” Flow rate 80 l/min


TANK FOR DIESEL TRANSPORT “Caddy”



55 l



110 l

Ref.	Descrip.	Flow rate for 100 revolutions		Width mm	Depth mm	Height mm	Nozzle 	Weight kg	Packaging mm
		l	USG						

090-6055-M00	Caddy 55 l	38	10	460	360	900	Manual	9,00	1000X500X500
090-6110-M00	Caddy 110 l	38	10	460	440	1100	Manual	13,00	1200X500X500

DOUBLE-WALL TANK FOR DIESEL “Multitank”

Double-wall tanks in HDPE with integrated galvanised steel foil, palletised base. Equipped with level indicator, visual leaks detector, built-in transport handles. Tanks suitable for stocking of diesel, bio-diesel, for professional or private use. Approved for indoor installing and proper for filling with nozzles.

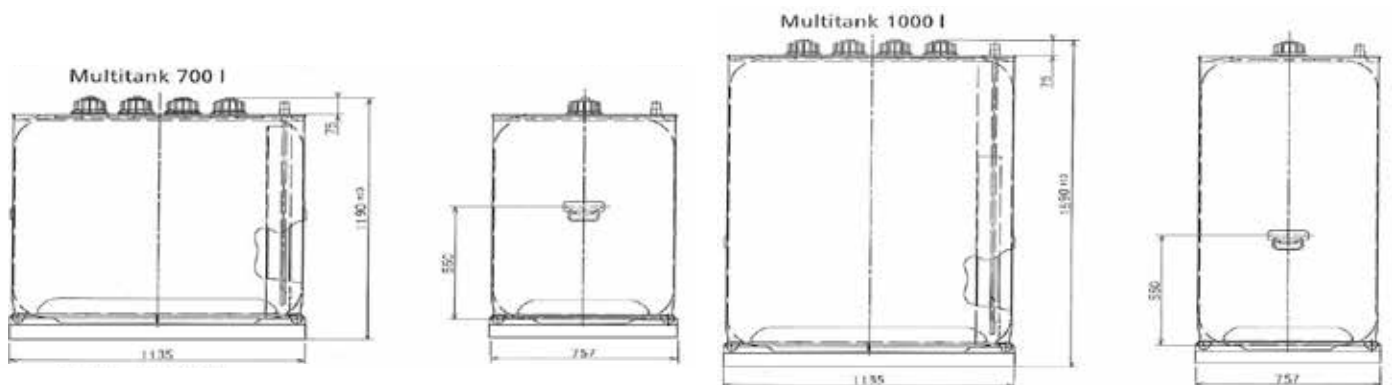


Hose reel, pump, nozzle and accessories are not included

Ref.	Descrip.	Capacity	Width	Depth	Height	Weight	Packaging
		l	mm	mm	mm	kg	mm

090-8070-000	Multitank	700	1135	757	1185	65,00	1135x757x1190
090-8100-000	Multitank	1000	1135	757	1590	80,00	1135x757x1590

090-8200-030	Supp.bracket	-	727	370	114	12,50	745x390x150
---------------------	--------------	---	-----	-----	-----	-------	-------------



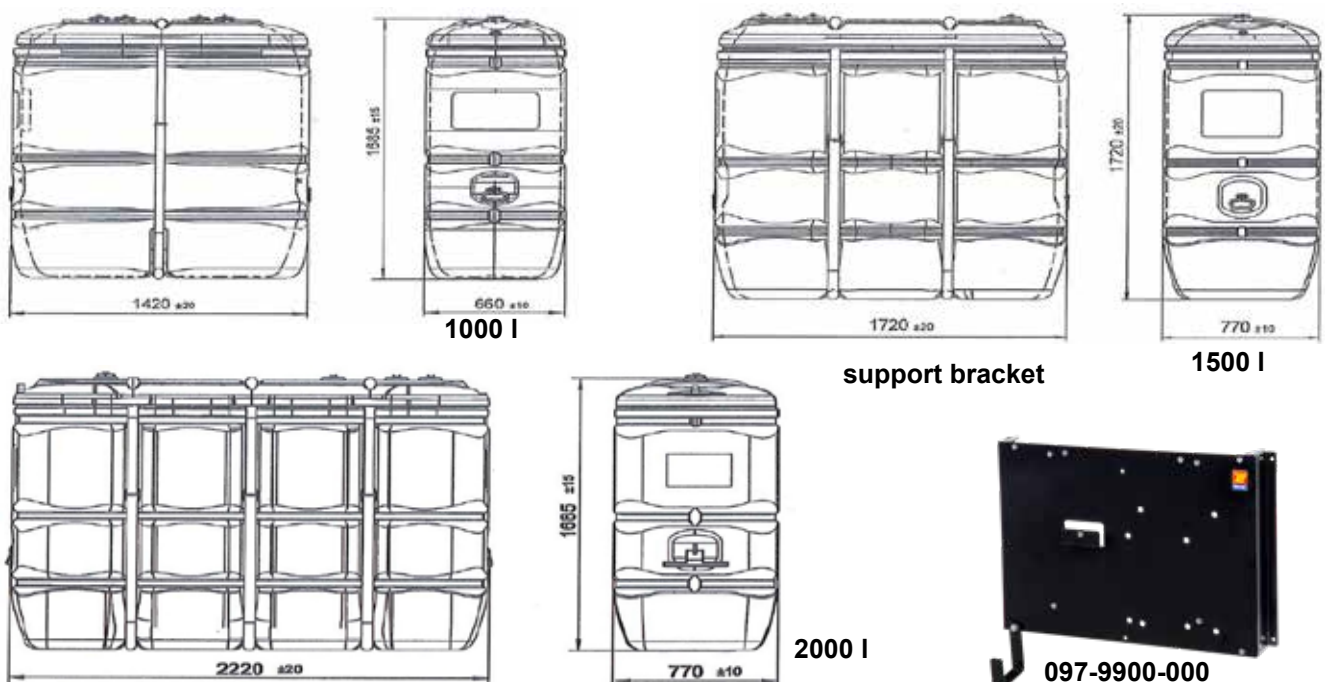
POLYETHYLENE TANK FOR DIESEL AND DEF-AdBlue® “Tank in tank”



Double-wall rigid polyethylene tank for diesel and DEF-AdBlue® for professional and private use, with built-in retention bucket, UV protection, anti-odor barrier SMP and seal of quality proofed barrier. Tank's accessory: support to install the DEF-AdBlue® and diesel “Compact” kit.



Ref.	Descrip.	Flow rate	Width	Depth	Height	Weight	Packaging
		l	mm	mm	mm	kg	mm
090-9100-000	Tank in Tank	1000	1420	660	1685	59,00	1420x660x1685
090-9150-000	Tank in Tank	1500	1720	770	1720	90,00	1720x770x1720
090-9200-000	Tank in Tank	2000	2220	770	1700	145,00	2200x770x1700
097-9900-000	Supp.bracket	-	571	382	79	5,00	572x383x90
099-6530-000	Suction kit AdBlue®	-	-	-	1685	4,80	880x150x150
095-5460-000	Suction hose kit for diesel	-	-	-	2000	1,80	350x350x120



Filter group with double filtering for diesel absorbing water and impurities. The high efficiency allows the filtering of large quantity of diesel in a single operation. The first stage with filtering capacity equal to a 125 μ , second stage with filtering capacity equal to 30 μ with water separating. Group equipped with delivery hose and suction hose. Big diameter wheels suitable for moving on every ground, solid structure in painted tubular.

“MecFilter” series composed by:



Art. 091-5081-060 12V Pump - power cable (sec. 4 mmq, 4 m lenght) with pincers and fuse - 60 l/min



Art. 091-6100-060 Electric pump AC 230V 50Hz MEC-60 l/min

Art. 091-6102-070 Electric pump AC 115V 60Hz MEC-70 l/min



Art. 908-0516-040 Connection hose \varnothing 20 mm M-M 1” 4 m lenght



Art. 095-5450-040 Suction kit with PVC hose



Art. 093-5200-000 Aluminium manual nozzle MC80 Flow rate 80 l/min



Art. 094-5250-030 Water separating delivery filter for diesel 30 μ - 70 l/min


Art. 094-5251-030 Cartridge for water separating delivery filter for diesel 30 μ



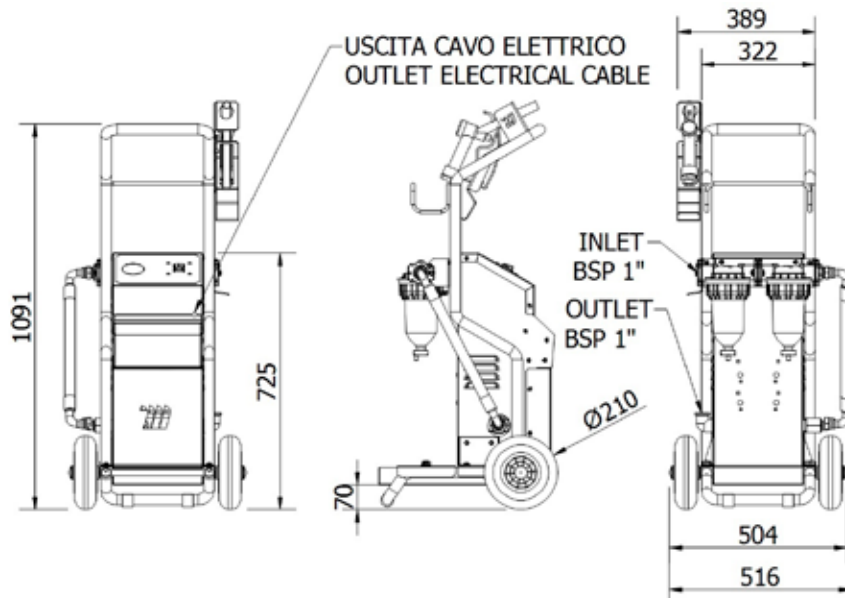
Art. 094-5255-125 Delivery filter with stainless steel cartridge for diesel 125 μ - 100 l/min

WHEELED FILTER GROUP FOR DIESEL "MecFilter"



Ref.	Descrip.	Flow rate	Voltage	Power	Conn. hose	Inlet-Outlet	Nozzle	Weight	Packaging
	MecFilter	l/min	AC V./Hz DC Volt	W	Ø mm length m	BSPG		kg	mm

090-6000-230	Diesel Filter	60	230/50	460	20 / 4m	F 1" - F 1"	Manual	46,00	530X520X1110
090-6000-115	Diesel Filter	70	115/60	575	20 / 4m	F 1" - F 1"	Manual	46,00	530X520X1110
090-6000-012	Diesel Filter	60	12	336	20 / 4m	F 1" - F 1"	Manual	45,00	530X520X1110



Filter group with double filtering for oil and impurities. The high efficiency allows the filtering of large quantity of oil in a single operation. The first stage with filtering capacity equal to a 125 μ , second stage with filtering capacity equal to 10 μ . Group equipped with delivery hose and suction hose. Big diameter wheels suitable for moving on every ground, solid structure in painted tubular.

“MecFilter” series composed by:



Art. 091-5500-025 Electric pump for oils and lubricants 230V-50Hz 25 l/min



Art. 095-5450-040 Connection hose \varnothing 20 mm M-M 1” 4 m length



Art. 095-5450-040 Suction kit with PVC hose



Art. 093-5200-000 Aluminium manual nozzle MC80 Flow rate 80 l/min



Art. 094-5255-125 Delivery filter with stainless steel cartridge for oil 125 μ - 100 l/min




Art. 094-5280-010 Oil filter 100 l/min 10 μ - Connection F 1”

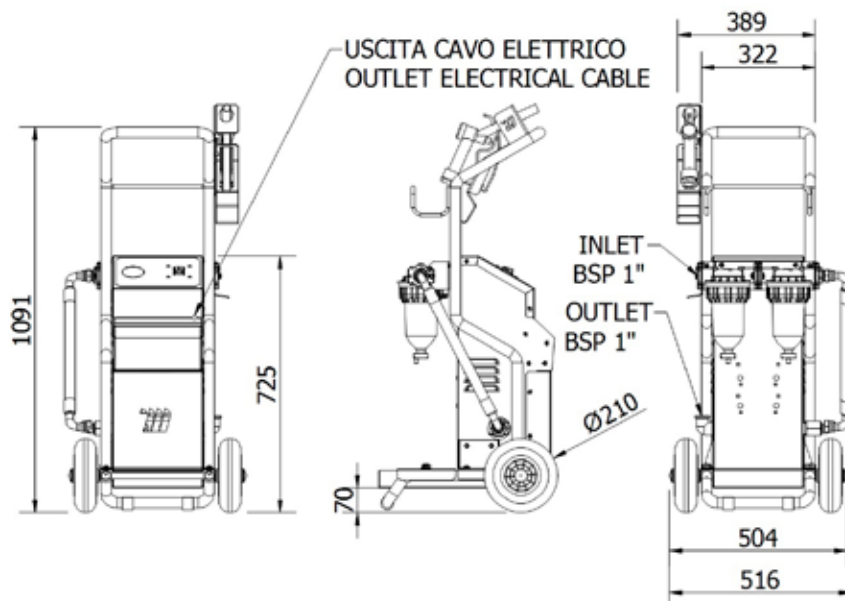


Art. 094-5281-010 Cartridge for oil filter 10 μ

WHEELED FILTER GROUP FOR OIL "MecFilter"



Ref.	Descrip.	Flow rate	Voltage	Power	Conn. hose	Inlet-Outlet	Nozzle	Weight	Packaging
	MecFilter	l/min	AC V./Hz	W	Ø mm length m	BSPG		kg	mm
090-6010-230	Filtro Olio	25	230/50	850	20 / 4m	F 1" - F 1"	Manual	52,00	530X520X1110



Filter group for oil and grease absorbing water and impurities. The high efficiency allows the filtering of large quantity of diesel in a single operation. Group equipped with delivery hose and suction hose. Big diameter wheels suitable for moving on every ground, solid structure in painted tubular.

“EcoFilter” series composed by:



Art. 091-6100-060 Electric pump for diesel AC 230V 50Hz MEC-60 l/min



Art. 091-6102-070 Electric pump for diesel AC 115V 60Hz MEC-70 l/min



Art. 091-5500-025 Electric pump for oils and lubricants 230V-50Hz 25 l/min



Art. 908-0516-040 Connection hose ø 20 mm M-M 1” 4 m length



Art. 095-5450-040 Suction kit with PVC hose



Art. 093-5200-000 Aluminium manual nozzle MC80 Flow rate 80 l/min



Art. 094-5240-000 Water separating delivery filter for diesel/oil 70 l/min

Art. 094-5280-010 Oil filter 100 l/min 10 µ - Connection F 1”

Art. 094-5281-010 Cartridge for oil filter 10 µ


WHEELED FILTER GROUP FOR OIL / DIESEL "EcoFilter"



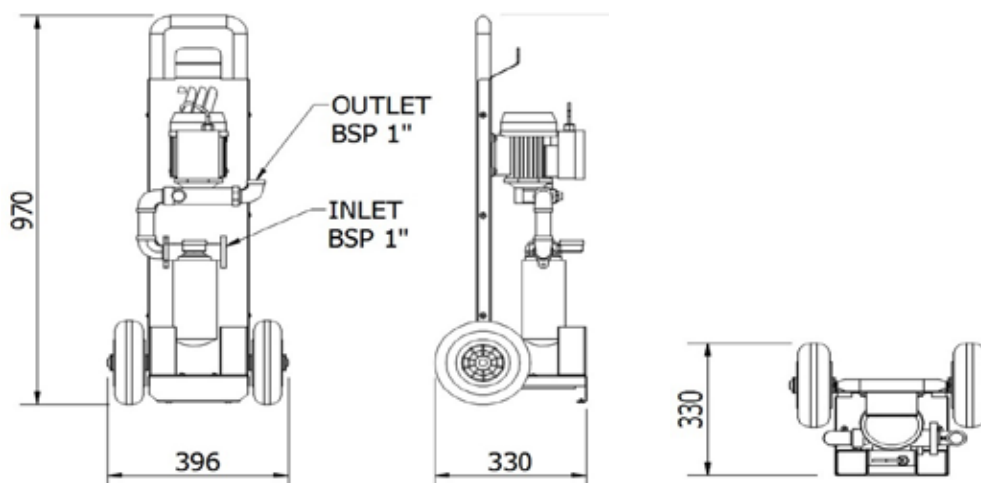
090-6020-230



090-6021-230

Ref.	Descrip.	Flow rate	Voltage	Power	Conn. hose	Inlet-Outlet	Nozzle	Weight	Packaging
	EcoFilter	l/min	AC V./Hz	W	Ø mm length m	BSPG		kg	mm

090-6020-230	Diesel Filter	60	230/50	440	20 / 4m	F 1" - F 1"	Manual	24,00	990X350X405
090-6020-115	Diesel Filter	70	115/60	650	20 / 4m	F 1" - F 1"	Manual	24,00	990X350X405
090-6021-230	Oil Filter	25	230/50	850	20 / 4m	F 1" - F 1"	Manual	29,75	990X350X405



Battery electric vane self-priming pump 12 or 24V direct electricity, constituted by cast iron body, sintered steel impeller and acetyl resin vane. Built-in by-pass valve and stainless steel filter.



Battery electric pump 45 l for diesel transfer equipped with:

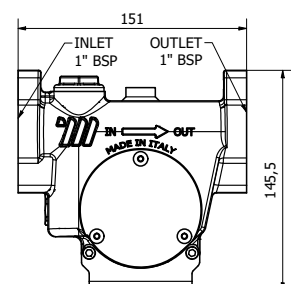
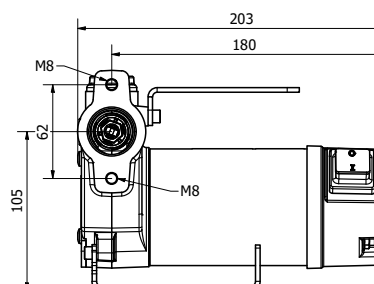
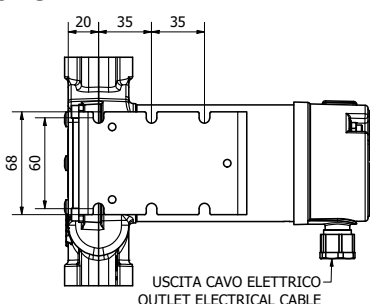
- Power cable 2 m length sec. 2,5 mmq with pincers and fuse
- Power cable 4 m length sec. 2,5 mmq with pincers and fuse
- Self-priming rotary electric pump
- Cast iron body
- By-pass valve
- DC engine
- Stainless steel filter 100 micron
- Motor protection rating IP55
- Max by-pass valve pressure 1,5 bar

Ref.	Flow rate	Voltage	Power	Electricity	Cable lenght	Inlet-Outlet	Duty cycle	Max suction height	Weight	Packaging
	l/min	DC Volt	W	A	m	BSPG	min	m	kg	mm

091-5080-045	45	12	264	22	2	F 1"-F 1"	40	3	5,40	245X180X190
091-5082-045	45	24	312	12	2	F 1"-F 1"	40	3	5,40	245X180X190

091-5081-045	45	12	264	22	4	F 1"-F 1"	40	3	5,70	245X180X190
091-5083-045	45	24	312	12	4	F 1"-F 1"	40	3	5,70	245X180X190

Dimensions:



Battery electric vane self-priming pump 12 or 24V direct electricity, constituted by cast iron body, sintered steel impeller and acetyl resin vane. Built-in by-pass valve and stainless steel filter.



Battery electric pump 60 l for diesel transfer equipped with:

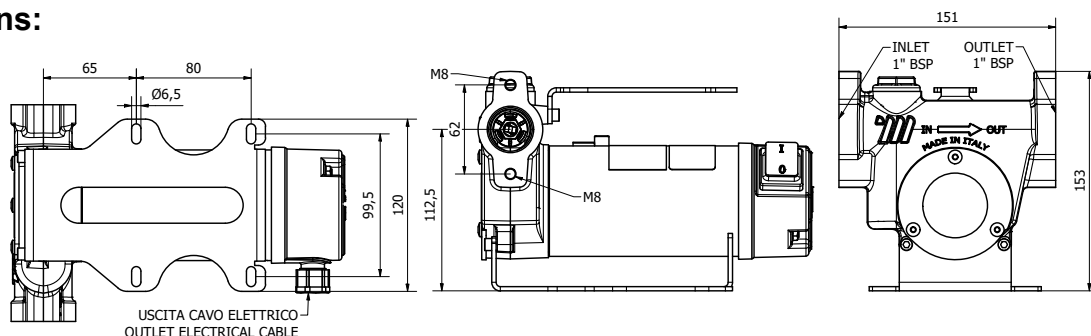
- Power cable 4 m length sec. 4 mmq with pincers and fuse
- Power cable 6 m length sec. 4 mmq with pincers and fuse
- Self-priming rotary electric pump
- Cast iron body
- By-pass valve
- DC Engine
- Stainless steel filter 100 micron
- Motor protection rating IP55
- Max by-pass valve pressure 1,5 bar

Ref.	Flow rate	Voltage	Power	Electricity	Cable length	Inlet-Outlet	Duty cycle	Max suction height	Weight	Packaging
	l/min	DC Volt	W	A	m	BSPG	min	m	kg	mm

091-5081-060	60	12	336	19	4	F 1"-F 1"	40	3	6,80	245X180X190
091-5083-060	60	24	432	11	4	F 1"-F 1"	40	3	6,80	245X180X190

091-5084-060	60	12	336	19	6	F 1"-F 1"	40	3	7,10	245X180X190
091-5085-060	60	24	432	11	6	F 1"-F 1"	40	3	7,10	245X180X190

Dimensions:



Battery electric vane self-priming pump 12 or 24V direct electricity, constituted by cast iron body, sintered steel impeller and acetyl resin vane. Built-in by-pass valve and stainless steel filter.



Battery electric pump 85 l for diesel transfer equipped with:

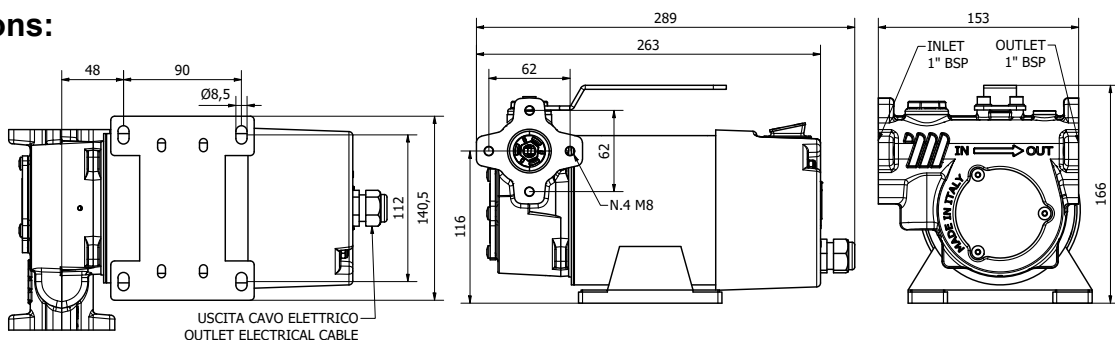
- Power cable 4 m length sec. 6 mmq with pincers and fuse
- Power cable 6 m length sec. 6 mmq with pincers and fuse
- Self-priming rotary electric pump
- Cast iron body
- By-pass valve
- DC Engine
- Stainless steel filter 100 micron
- Motor protection rating IP55
- Max by-pass valve pressure 1,5 bar

Ref.	Flow rate	Voltage	Power	Electricity	Cable Length	Inlet-Outlet	Duty cycle	Max suction height	Weight	Packaging
	l/min	DC Volt	W	A	m	BSPG	min	m	kg	mm

091-6081-085	85	12	432	40	4	F 1"-F 1"	S2 30	2	9,80	310X200X210
091-6083-085	85	24	432	32	4	F 1"-F 1"	S2 30	2	9,80	310X200X210

091-6084-085	85	12	432	40	6	F 1"-F 1"	S2 30	2	10,20	310X200X210
091-6085-085	85	24	432	32	6	F 1"-F 1"	S2 30	2	10,20	310X200X210

Dimensions:



Electric pumps 230V, volumetric self-priming vane. They are equipped with asynchronous induction self-ventilated engine with motor protection rating IP55, insulation class type F, internal protection. Built-in by-pass valve and stainless steel filter.



Electric pump for diesel fuel transfer 60 l equipped with:

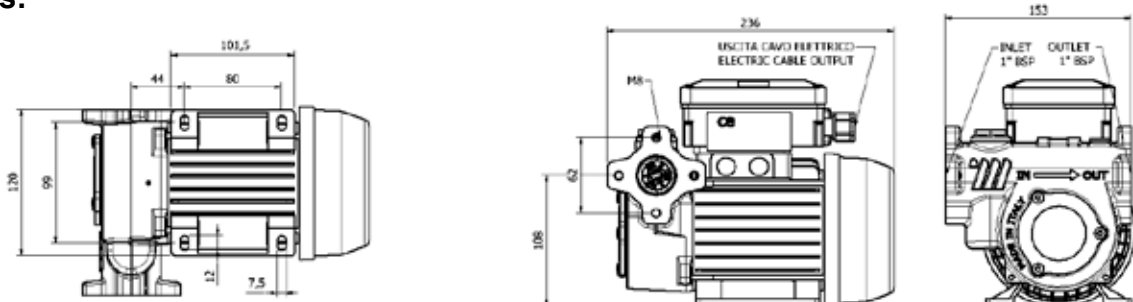
- Power cable 2 m length, Schuko plug
- Self-priming rotary electric pump
- Cast iron body
- By-pass valve
- AC Engine
- Stainless steel filter 100 micron
- Motor protection rating IP55
- Max by-pass valve pressure 1,5 bar

Ref.	Flow rate	Voltage	Power	Electricity	RPM	Length Cable	Inlet-outlet	Duty cycle	Weight	Packaging
	l/min	AC V./Hz	W	A	rev. min	m	BSPG	min	kg	mm

091-6100-060	60	230/50	440	2,1	2850	2	F 1"-F 1"	Contin.	8,35	245X180X190
--------------	----	--------	-----	-----	------	---	-----------	---------	------	-------------

091-6101-060	60	230/60	690	2,5	3470	2	F 1"-F 1"	Contin.	8,35	245X180X190
--------------	----	--------	-----	-----	------	---	-----------	---------	------	-------------

Dimensions:



Electric pumps 115 - 230V, volumetric self-priming vane. They are equipped with asynchronous induction self-ventilated with motor protection rating IP55, insulation class type F, internal protection. Built-in by-pass valve and stainless steel filter.



Electric pump 70 l for diesel fuel transfer equipped with:

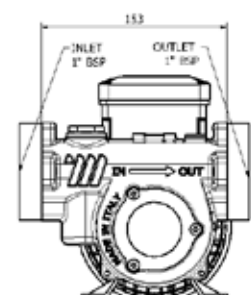
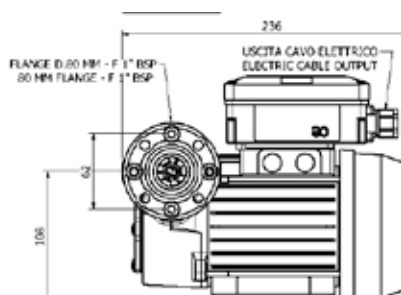
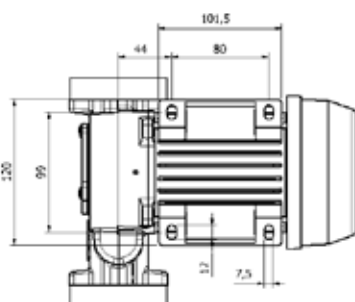
- Power cable 2 m length, Schuko plug
- Self-priming rotary electric pump
- Cast iron body
- By-pass valve
- AC Engine
- Stainless steel filter 100 micron
- Motor protection rating IP55
- Max by-pass valve pressure 1,5 bar

Ref.	Flow rate	Voltage	Power	Electricity	RPM	Cable length	Inlet-outlet	Duty cycle	Weight	Packaging
	l/min	AC V./Hz	W	A	rev. min	m	BSPG	min	kg	mm

091-6100-070	70	230/50	480	2,6	2950	2	F 1"-F 1"	Contin.	9,30	300X215X230
--------------	----	--------	-----	-----	------	---	-----------	---------	------	-------------

091-6102-070	70	115/60	650	6,7	3510	2	F 1"-F 1"	Contin.	9,60	300X215X230
--------------	----	--------	-----	-----	------	---	-----------	---------	------	-------------

Dimensio



ELECTRIC PUMPS FOR DIESEL FUEL TRANSFER



Electric pump 115 o 230V, volumetric self-priming vane. They are equipped with asynchronous induction self-ventilated engine with motor protection rating IP55, insulation class type F, internal protection. Built-in by-pass valve and stainless steel filter.



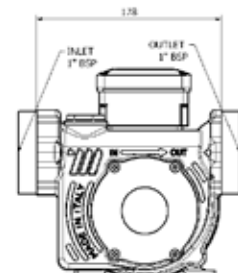
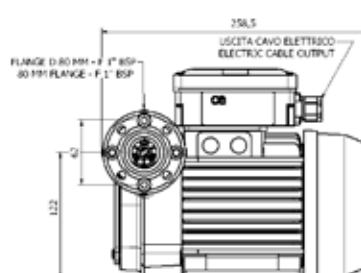
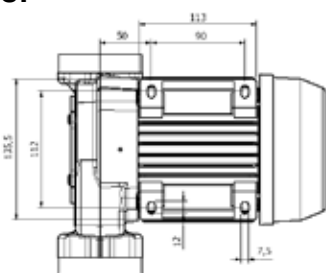
Electric pump 100 l for diesel fuel transfer equipped with:

- Power cable 2 m length, Schuko plug
- Self-priming rotary electric pump
- Cast iron body
- By-pass valve
- AC engine
- Stainless steel filter 100 micron
- Motor protection rating IP55
- Max by-pass valve pressure 1,5 bar

Ref.	Flow rate	Voltage	Power	Electricity	RPM	Cable length	Inlet-outlet	Duty cycle	Weight	Packaging
	l/min	AC V./Hz	W	A	rev. min	m	BSPG	min	kg	mm

091-6100-100	100	230/50	800	3,8	1450	2	F 1"-F 1"	Contin.	14,50	310X200X210
091-6101-100	100	230/60	950	5,2	1745	2	F 1"-F 1"	Contin.	14,50	310X200X210
091-6102-100	100	115/60	1045	9,8	1750	2	F 1"-F 1"	Contin.	14,80	310X200X210

Dimensions:



Electric pump 230V, volumetric self-priming vane. They are equipped with asynchronous induction self-ventilated engine with motor protection rating IP55, insulation class type F, internal protection. Built-in by-pass valve and stainless steel filter.



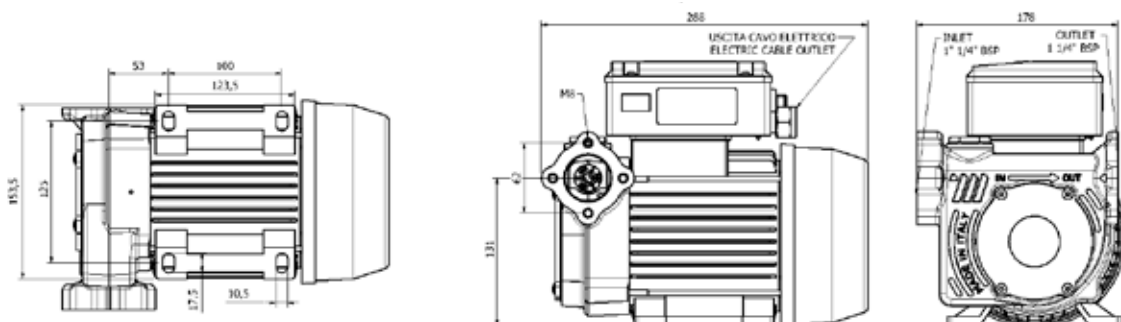
Electric pump 150 l for diesel fuel transfer equipped with:

- Power cable 2 m length, Schuko plug
- Self-priming rotary electric pump
- Cast iron body
- By-pass valve
- AC engine
- Stainless steel filter 100 micron
- Motor protection rating IP55
- Max by-pass valve pressure 1,5 bar

Ref.	Flow rate	Voltage	Power	Electricity	RPM	Cable length	Inlet-outlet	Duty cycle	Weight	Packaging
	l/min	AC V./Hz	W	A	rev. min	m	BSPG	min	kg	mm

091-6100-150	150	230/50	2780	15,2	2900	2	F-F 1 1/4"	Continuo	16,53	360X210X260
--------------	-----	--------	------	------	------	---	------------	----------	-------	-------------

Dimensions:



Volumetric self-priming monoblock 230V electric pump, with open impeller and volumetric palettes. It's equipped with two-poles induction self-ventilated motor with IP55 rate protection, F type isolation class, thermal protection. The check valve inside the suction outlet avoids the syphon effect when stopping and assures the automatic self-repriming. Every time the pump is turned on, it self-reprimes even if it is partially filled and if the suction hose is completely empty.



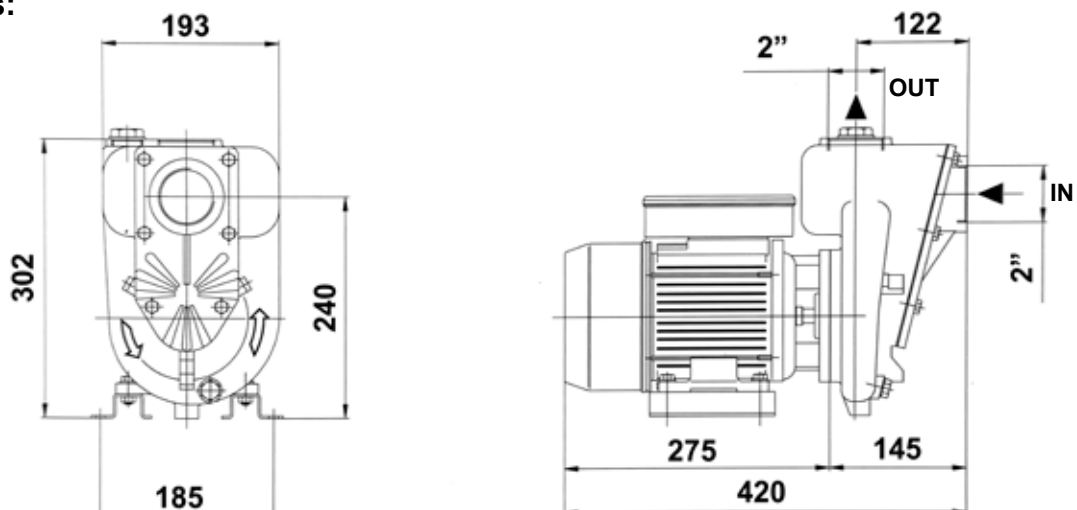
High delivery diesel electric pump MEC-550 - 550 l/min

Equipped with:

- Power cable 2 m length, Schuko plug
- Self-priming monoblock electric pump
- Cast iron body
- By-pass valve - AC Engine
- Stainless steel 100 micron filter
- Motor protection rating IP55
- Total suction lift up to 7 m

Ref.	Flow rate	Voltage	Power	Electricity	RPM	Cable length	Inlet-Outlet	Duty cycle	Weight	Packaging
	l/min	AC V./Hz	W	A	rev. min	m	BSPG	min	kg	mm
091-6100-550	550	230/50	1500	9,5	2850	2	F 2"- F 2"	Contin.	26,60	230x416x346
091-6101-550	550	230/60	1500	9,5	3450	2	F 2"- F 2"	Contin.	26,60	230x416x346

Dimensions:



Electric pumps “CarbuMec” available in 4 versions: 230V, 110V, 12V, 24V. They are composed by plastic body and anti-siphon security system. In case of accidental damage of the delivery hose or of the delivery nozzle, the anti-siphon security system provides for avoiding the liquid’s spread in the working space for siphon-effect.



Electric pump 35/40 I for diesel fuel transfer equipped with:

Plastic telescopic suction hose M1”

Plastic body

Protection rate IPx4

Switch ON/OFF

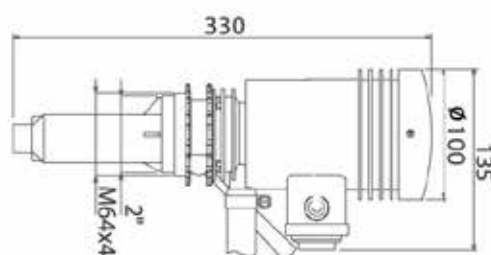
Versions 12V and 24V equipped with pincers and batteries

Pump body thread M64x2 and 2”

Ref.	Flow rate	Voltage	Power	Electricity	Cable length	Duty cycle	Max suction height	Weight	Packaging
	l/min	AC V./Hz DC Volt	W	A	m	min	m	kg	mm

091-5600-040	40	230/50	224	1,23	3	Contin.	3	2,70	410X400X270
091-5602-040	40	115/60	320	3,64	3	Contin.	3	2,70	410X400X270
091-5610-035	35	12	110	6,32	3	S2-30	3	2,70	410X400X270
091-5612-035	35	24	135	3,70	3	S2-30	3	2,70	410X400X270

Dimensions:



HIGH FLOW HORIZONTAL MOTOR PUMP GROUPS FOR DIESEL, PETROL AND KEROSENE “ATEX / EExd”



Horizontal motor pump sets, integrated by-pass and 80 dB noise level, flanged reducer/motor coupling. High flow rate vane pumps on base, self-priming, volumetric, constant flow rate, for heavy duty. The transfer is fast, uniform and silent. It is specifically designed for the transfer of large volumes, continuous S-1 service, for filling and emptying fuel tanks: diesel, petrol and kerosene. Degree of protection IP55, insulation class type F, ATEX certification EExd IIBT4.



High flow horizontal motor pump groups for diesel, petrol and kerosene

Flanged reducer/motor coupling
Integrated by-pass valve
Protection degree IP55,
Insulation class type F
Operating pressure 3.5 bar
ATEX EExd IIBT4 Certification

Ref.	Flow rate	Voltage	Power	Turn speed pump	Turn speed motor	Inlet-Outlet	Connection through flange	Weight	Packaging
	l/min	AC V./50 Hz	KW	rpm	rpm	BSPG	-	kg	mm
091-5200-200	200	230-400 triphasic	2,2	740	1500	F 2"- F 2"	1" 1/2"	85,5	880x325x285
091-5200-300	300	230-400 triphasic	2,2	400	1500	F 3"- F 3"	2" 1/2"	125,00	1000x335x345
091-5200-500	500	230-400 triphasic	4,0	640	1500	F 3"- F 3"	2" 1/2"	148,5	1050x365x345
091-5201-000	1000	400-660 triphasic	7,5	640	1500	F 4"- F 4"	3"	251,8	1264x420x405

ELECTRIC PUMPS FOR OIL TRANSFER "VISCOMEC"

12V-24V DC electric pumps with gear rotor for the transfer of oils and lubricants with viscosity up to 600cSt (oil SAE 80W90).

They are suitable for applications where it is necessary to transfer oil from drums.



Art. 091-5480-010

Electric pump for oils and lubricants transfer

12V 10l/min operating pressure 4-6 bar

Power cable 2 m length, with pincers and protection fuse

Self-priming rotary electric pump

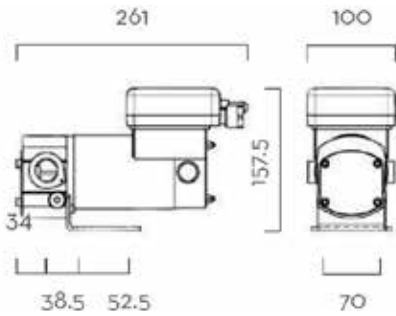
Cast iron body

Sintered steel gears

By-pass valve

DC Engine

Motor protection rating IP55



Art. 091-5482-010

Electric pump for oils and lubricants transfer

24V 10l/min operating pressure 4-6 bar

Power cable 2 m length, with pincers and protection fuse

Self-priming rotary electric pump

Cast iron body

Sintered steel gears

By-pass valve

DC Engine

Motor protection rating IP55



Volumetric electric pumps and 230V for oils and lubricants transfer, the suction filter is supplied.

Art. 091-5500-030

Electric pump for oils and lubricants (600 cSt)

230V-50/60Hz 30 l/min

Power cable 2 m length, Schuko plug

Self-priming rotary electric pump

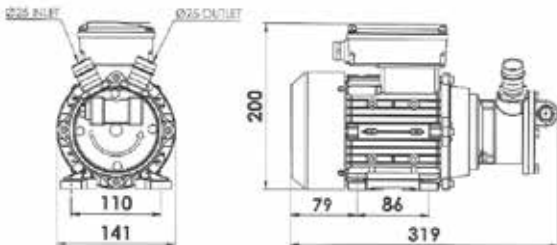
Cast iron body

By-pass valve

AC Engine

Stainless steel filter 100 micron

Motor protection rating IP55



Ref.	Flow rate	Voltage	Power	Electricity	Cable length	Inlet-outlet	Duty cycle	RPM	Weight	Packaging
	l/min	AC V./Hz DC Volt	W	A	m	BSPG	min	min	kg	mm
091-5480-010	10	12	300	35	2	F 3/4" BSP	S2-30	2900	4,90	345X175X255
091-5482-010	10	24	300	18	2	F 3/4" BSP	S2-30	2900	4,90	345X175X255
091-5500-030	30	230/50-60	850	3	2	F 1" BSP	S2-30	1800	10,00	390X190X250

ELECTRIC PUMPS FOR LUBRICANTS TRANSFER



230V AC self-priming volumetric vane electric pumps for oils and lubricants transfer with viscosity up to 500 cSt. They are equipped with asynchronous self-ventilated induction electric engine with IP55 protection, F type insulation class, thermal protection. Integrated and adjustable by-pass valve to grant the functioning also when you don't press the nozzle's trigger. Noise inferior to 70 dB.



Art. 091-5500-025

Electric pump for lubricants transfer of 230V-50HZ 25 l/min

Art. 091-5500-050

Electric pump for lubricants transfer of 25 l/min - 50 l/min

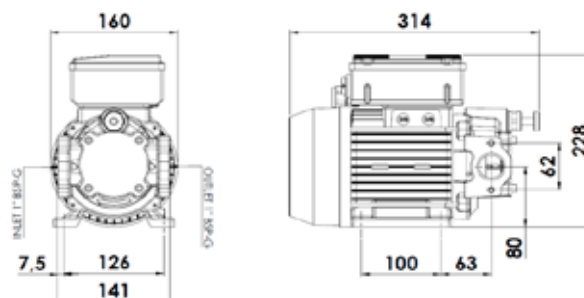
Supply cable L. 2 mt, with Schuko plug

Rotative self-priming electric pump

Cast iron body By-pass valve

AC engine Max pressure 6 bar

Level of engine protection



Ref.	Flow rate	Voltage	Power	Electricity	Cable length	Inlet Outlet	Duty cycle	Weight	Packaging
	l/min	AC V./Hz	W	A	m	BSPG	min	kg	mm
091-5500-025	25	230/50	828	4,6	2	F 1"-F 1"	contin.	14,10	390X190X250
091-5500-050	50	230/50	1081	7	2	F 1"-F 1"	contin.	14,10	390X190X250

Art. 091-6000-000

Universal support plate with handle, suitable

for 230V / 115V pumps:



Pump not included

Ref.	Description	Dimensions	Weight	Packaging
		width x depth x height (mm)	kg	mm
091-6000-000	Support plate with handle	234x320x370	4,00	245x335x110

Mechanical volumetric flow meter able to provide high degree of precision for the measurement of diesel for private use. Equipped with a totalizer and a partial meter, resettable with side knob, allowing the user to change the output direction of the fuel as needed. The meters are also fitted with regulation screws for precision adjustment. The flow meter can be applied to motor pumps or for gravity.



Art. 092-5103-000 Mechanical volumetric flow meter 3C
min-max flow rate 20-120 l/min

6 digits totalizer
3 digits partial totalizer (max 999 l)
Allowed fluids: **diesel**, low viscosity oil (2-2,000cSt)



Art. 092-5104-000 Mechanical volumetric flow meter 4C
min-max flow rate 20-120 l/min

8 digits totalizer
4 digits partial totalizer (max 9999 l)
Allowed fluids: **diesel**, low viscosity oil (2-2,000cSt)



Art. 092-5104-G00 Mechanical volumetric flow meter for gallons 4C
min-max flow rate 5-32 U.S. gal/min

8 digits totalizer
4 digits partial totalizer (max 9999 g)
Allowed fluids: **diesel**, low viscosity oil (2-2,000cSt)

Ref.	Flow rate	Pressure	Accuracy	Inlet - Outlet	Weight	Packaging
	l/min	bar	%	BSPG	Kg	mm

092-5103-000	20-120 l/min	10	+/- 1	F 1" - F 1"	2,00	220X150X220
092-5104-000	20-120 l/min	10	+/- 1	F 1" - F 1"	2,00	220X150X220
092-5104-G00	5-32 U.S. gal	10	+/- 1	F 1" - F 1"	2,00	220X150X220

MECHANICAL FLOW METERS



Mechanical flow meter with oval gears, it enables a highly precise diesel measurement for private usage. It has a partial and totalizer counter, it can be put to zero through a lateral knob. It's easy to install and calibrate. The flow meter can be installed on electric pumps or work by gravity.



Art. 092-5106-110 Mechanical flow meter MGM-110
min-max flow rate 10-110 l/min

Art. 092-51G6-029 Mechanical flow meter MGM-29
min-max flow rate 2,64-29,00 U.S. gal/min
8 digits totalizer (non-resettable)
4 digits partial totalizer (resettable)
Allowed fluids: **diesel**, low viscosity oil (2-2,000cSt)
Ambient temperature: -10°C/+50°C



Art. 092-5106-250 Mechanical flow meter MGM-250
min-max flow rate 15-250 l/min

Art. 092-51G6-066 Mechanical flow meter MGM-66
min-max flow rate 4,00-66,00 U.S. gal/min
8 digits totalizer (non-resettable)
4 digits partial totalizer (resettable)
Allowed fluids: **diesel**, low viscosity oil (2-2,000cSt)
Ambient temperature: -10°C/+50°C



Art. 092-5106-400 Mechanical flow meter MGM-400
min-max flow rate 30-400 l/min

Art. 092-51G6-105 Mechanical flow meter MGM-105
min-max flow rate 8,00-105,00 U.S. gal/min
8 digits totalizer (non-resettable)
4 digits partial totalizer (resettable)
Allowed fluids: **diesel**, low viscosity oil (2-2,000cSt)
Ambient temperature: -10°C/+50°C



Ref.	Flow rate	Pressure	Accuracy	Inlet - Outlet	Weight	Packaging
	l/min	bar	%	BSPG	Kg	mm

092-5106-110	10-110 l/min	20	+/- 1	F 1" - F 1"	1,95	180X132X165
092-5106-250	15-250 l/min	20	+/- 1	F 1.1/2" - F 1.1/2"	3,65	185X185X165
092-5106-400	30-400 l/min	20	+/- 1	F 2" - F 2"	5,36	195X230X165
092-51G6-029	2,64-29 U.S. gal	20	+/- 1	F 1" - F 1"	1,95	180X132X165
092-51G6-066	4-66 U.S. gal	20	+/- 1	F 1.1/2" - F 1.1/2"	3,65	185X185X165
092-51G6-105	8-105 U.S. gal	20	+/- 1	F 2" - F 2"	5,36	195X230X165

Turbine or with gears flow meters that feature high precision performance for the measurement of non-commercial use diesel. The software enables full control of dispensing system thank to the various functions featured. It can be applied on motor pumps or for gravity.



Art. 092-5124-000 Digital turbine flow meter MEC 24
min-max flow rate 7/120 l/min

6 digits totalizer (not resettable)
5 digits partial (resettable)
Allowed fluids: diesel, low viscosity oil (2-2,000cSt)



Art. 092-5130-000 Digital flow meter with gears MGE-110
min-max flow rate 5-110 l/min

7 digits totalizer (not resettable)
5 digits partial (resettable)
Allowed fluids: diesel, low viscosity oil (2-2,000cSt)



Art. 092-5140-000 Digital flow meter with gears MGE-250
min-max flow rate 10-250 l/min

7 digits totalizer (not resettable)
5 digits partial (resettable)
Allowed fluids: diesel, low viscosity oil (2-2,000cSt)



Art. 092-5150-000 Digital flow meter with gears MGE-400
min-max flow rate 20-400 l/min

7 digits totalizer (not resettable)
5 digits partial (resettable)
Allowed fluids: diesel, low viscosity oil (2-2,000cSt)

Ref.	Flow rate diesel	Pressure	Accuracy	Inlet-outlet	Weight	Packaging
	l/min	bar	%	BSPG	Kg	mm

092-5124-000	7-120	10	+/- 1	F 1" - F 1"	0,55	145X135X85
--------------	-------	----	-------	-------------	------	------------

092-5130-000	5-110	50	+/- 0,5	F 1" - F 1"	1,00	150X140X85
--------------	-------	----	---------	-------------	------	------------

092-5140-000	10-250	50	+/- 0,5	F 1.1/2" - F 1.1/2"	2,70	180X175X165
--------------	--------	----	---------	---------------------	------	-------------

092-5150-000	20-400	50	+/- 0,5	F 2" - F 2"	4,30	193X145X141
--------------	--------	----	---------	-------------	------	-------------

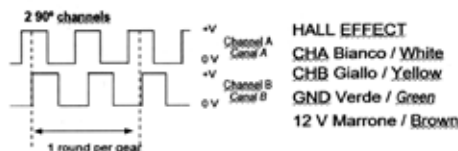
ELECTRONIC PULSED VOLUMETRIC FLOW METERS



Electronic pulsed volumetric flow meters that offer high precision performance for diesel measurement for private use.

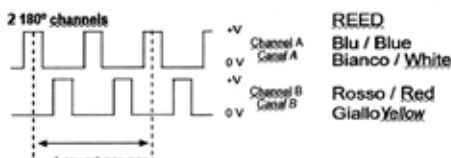
Art. 092-5170-110 Mechanical pulsed flow meter MGI-110 HALL EFFECT

- min-max flow rate 5-110 l/min
- nr. 41 pulses/liter
- Voltage: 5 - 24 VDC
- Power: 0,15 - 0,72 W
- Intensity 30 mA
- 2 channels 90°



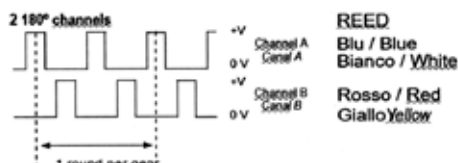
Art. 092-5171-110 Mechanical pulsed flow meter MGI-110 REED

- min-max flow rate 5-110 l/min
- nr. 41 pulses/liter
- Voltage: 28 VDC
- Power: 8 W
- Intensity 100 mA
- 2 channels 180°



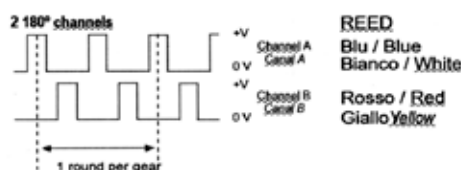
Art. 092-5170-250 Mechanical pulsed flow meter MGI-250 REED

- min-max flow rate 10-250 l/min
- nr. 11 pulses/liter
- Voltage: 28 VDC
- Power: 8 W
- Intensity 100 mA
- 2 channels 180°



Art. 092-5170-400 Mechanical pulsed flow meter MGI-400 REED

- min-max flow rate 15-400 l/min
- nr. 5,5 pulses/liter
- Voltage: 28 VDC
- Power: 8 W
- Intensity 100 mA
- 2 channels 180°



Ref.	Flow rate	Pressure	Accuracy	Inlet- Outlet	Weight	Packaging
	l/min	bar	%	BSPG	Kg	mm

092-5170-110	5-110	50	+/- 0,5	F 1" - F 1"	1,10	123X90X123
092-5171-110	5-110	50	+/- 0,5	F 1" - F 1"	1,10	123X90X123

092-5170-250	10-250	50	+/- 0,5	F 1.1/2" - F 1.1/2"	2,30	150X100X141
---------------------	---------------	----	---------	---------------------	------	-------------

092-5170-400	15-400	50	+/- 0,5	F 2" - F 2"	4,30	193X145X141
---------------------	---------------	----	---------	-------------	------	-------------

Electronic control unit that offers high precision performance for the diesel measurement and delivery for private use.



Art. 092-5200-230 Electronic control unit MecGest 110/230V 50Hz
Software included
Preselection and multi-users consumption management



Art. 092-5220-000 Codified communication kit USB key reader for PC



Art. 092-5300-000 Red key - Manager - nr. 1 pc.



Art. 092-5300-001 Blue key - User - nr. 1 pc.



Art. 092-5300-010 Kit blue keys - Users- nr. 10 pc.



Art. 092-5350-001 Codified Kit Lan Connection USB-RS485



Art. 092-5402-100 Shielded signal cable 2 poles 100 m length

Manual dispensing nozzles made up of plastic and aluminium body, equipped with swivel connection. For their features, they can be applied on every transfer system, also operating for gravity.

Art. 093-5199-000 Manual plastic nozzle "MP120"

for diesel fuel transfer
Flow rate 120 l/min
Plastic body
Swivel connection F 1"



Art. 093-5200-000 Manual nozzle "MC80"

for diesel fuel transfer
Flow rate 80 l/min
Aluminium body
Swivel connection F 1"



Art. 093-5203-000 Aluminium manual nozzle with plastic handle "MC150"

for diesel fuel transfer
Flow rate 150 l/min
Aluminium ends
Plastic handle
Swivel connection F 1"



Ref.	Model	Fluid type	Flow rate l/min	Inlet BSPG	Weight Kg	Ø End mm	Packaging mm
------	-------	------------	-----------------	------------	-----------	----------	--------------

093-5199-000	MP120	Diesel	120	F 1"	0,28	29,00	400X175X57
--------------	-------	--------	-----	------	------	-------	------------

093-5200-000	MC80	Diesel	80	F 1"	0,75	24,00	400X175X57
--------------	------	--------	----	------	------	-------	------------

093-5203-000	MC150	Diesel	150	F 1"	1,00	25,00	400X175X57
--------------	-------	--------	-----	------	------	-------	------------

Automatic dispensing nozzles composed by aluminium body. Equipped with a device that shuts off the flow automatically when the tank is full. Suitable for quick and safe refuel, provided with swivel-connection.



Art. 093-5210-000 Automatic nozzle "PA60"

for diesel fuel transfer
Flow rate 70 l/min
Aluminium body
Swivel connection F 1"



Art. 093-5215-000 Automatic nozzle "PA90"

for diesel fuel transfer
Flow rate 90 l/min
Aluminium body
Swivel connection F 1"



Art. 093-5220-000 Automatic nozzle "PA120"

for diesel fuel transfer
Flow rate 120 l/min
Aluminium body
Swivel connection F 1"



Art. 093-5220-180 Automatic nozzle "PA180"

for diesel fuel transfer
Flow rate 180 l/min
Aluminium body
Swivel connection F 1.1/2"

Ref.	Model	Fluid	Flow rate	Inlet	Weight	Ø End	Packaging
		type	l/min	BSPG	Kg	mm	mm
093-5210-000	PA60	Diesel	70	F 1"	1,3	24,00	400X175X57
093-5215-000	PA90	Diesel	90	F 1"	1,65	27,00	400X175X57
093-5220-000	PA120	Diesel	120	F 1"	1,69	30,00	400X175X57
093-5220-180	PA180	Diesel	180	F 1.1/2"	2,50	32,00	450X210X80

AUTOMATIC DISPENSING NOZZLE FOR DIESEL



Automatic dispensing nozzles composed by aluminium body. Equipped with a device that shuts off the flow automatically when the tank is full. Suitable for quick and safe refuel, provided with swivel connection.

Art. 093-5221-080 Automatic nozzle "ZPA80"

for diesel fuel transfer
Flow rate 80 l/min
Aluminium body
Swivel connection F 1"



Art. 093-5221-120 Automatic nozzle "ZPA120"

for diesel fuel transfer
Flow rate 120 l/min
Aluminium body
Swivel connection F 1"



Art. 093-5222-280 Automatic nozzle "PA280"

for diesel fuel transfer
Flow rate 280 l/min
Aluminium body
Swivel connection F 1.1/2"



Ref.	Model	Fluid	Flow rate	Inlet	Weight	Ø End	Packaging
		type	l/min	BSPG	Kg	mm	mm

093-5221-080	ZPA80	Diesel	80	F 1"	1,20	24,80	400X175X57
--------------	-------	--------	----	------	------	-------	------------

093-5221-120	ZPA120	Diesel	120	F 1"	1,65	31,00	400X175X57
--------------	--------	--------	-----	------	------	-------	------------

093-5222-280	PA280	Diesel	280	F 1.1/2"	2,20	39,50	420x220x573
--------------	-------	--------	-----	----------	------	-------	-------------



Art. 093-5310-003 Cover for Automatic nozzle PA60 - Blue
Art. 093-5312-003 Cover for Automatic nozzle PA90/120 - Blue



Art. 093-5310-004 Cover for Automatic nozzle PA60 - Yellow
Art. 093-5312-004 Cover for Automatic nozzle PA90/120 - Yellow



Art. 093-5310-007 Cover for Automatic nozzle PA60 - Red
Art. 093-5312-007 Cover for Automatic nozzle PA90/120 - Red



Art. 093-5310-008 Cover for Automatic nozzle PA60 - Green
Art. 093-5312-008 Cover for Automatic nozzle PA90/120 - Green



Art. 093-5224-506 Swiveling connector PA60 M 3/4" - F 1"
Art. 093-5224-606 Swiveling connector PA120 M 1" - F 1"



Art. 093-5225-346 Swiveling connector ZPA80 with filter M 34x1,5 - F 1"
Art. 093-5225-426 Swiveling connector ZPA120 with filter M 42x1,5 - F 1"



Art. 093-5224-708 Swiveling connector PA180 M 1.1/4" - F 1. 1/2"
Art. 093-5224-808 Swiveling connector PA280 M 1.1/2" - F 1. 1/2"

Ref.	Model	Fluid	Flow rate	Inlet	Weight	Packaging
		type	l/min	BSPG	Kg	mm
093-5224-506	PA60	Diesel	70	M 3/4" - F 1"	0,50	50x50x60
093-5224-606	PA90/120	Diesel	120	M 1" - F 1"	0,50	50x50x60
093-5225-346	ZPA80	Diesel	80	M 34x1,5 - F 1"	0,40	50x50x60
093-5225-426	ZPA120	Diesel	120	M 42x1,5 - F 1"	0,50	50x50x60
093-5224-708	PA180	Diesel	180	M 1.1/4" - F 1.1/2"	0,80	70x70x80
093-5224-808	PA280	Diesel	280	M 1.1/2" - F 1.1/2"	0,80	70x70x80

WATER SEPARATING DELIVERY FILTERS



Water separating cartridge filter. The engines use the diesel delivered by the station, so the filter ensures their protection. It separates and absorbs the water in the delivered diesel.

Art. 094-5240-000 Water separating delivery filter
for diesel/gasoline 70 l/min
 Inlet-outlet connection F1"
 Filtering capacity 30 μ



Art. 094-5243-000 Water separating delivery filter 2 cartucce 30 μ
for diesel/gasoline 70 l/min

Art. 094-5245-000 Water separating delivery filter
for diesel/gasoline 150 l/min
 Inlet-outlet connection F1"
 Filtering capacity 30 μ



Art. 094-5248-000 Water separating transparent delivery filter
for diesel/gasoline 105 l/min
 Inlet-outlet connection F1"
 Filtering capacity 5 μ



Art. 094-5248-025 Water separating transparent delivery filter
for diesel/gasoline 105 l/min
 Inlet-outlet connection F1"
 Filtering capacity 25 μ

Art. 094-5300-060 Headboard filter holder
 Flow rate 60/70 l/min
 Inlet-outlet connection F1"



Art. 094-5300-100 Headboard filter holder
 Flow rate 100/150 l/min
 Inlet-outlet connection F1"



Ref.	Fluid	Flow rate	Filter capacity	Inlet	Weight	Packaging
	type	l/min	μ	BSPG	Kg	mm
094-5240-000	Diesel	70	30	F 1" - F 1"	1,45	200X225X135
094-5243-000	Diesel	70	30	-	2,44	390X285X140
094-5245-000	Diesel	150	30	F 1" - F 1"	2,41	170X170X355
094-5248-000	Diesel	105	5	F 1" - F 1"	2,80	225X185X325
094-5248-025	Diesel	105	25	F 1" - F 1"	2,80	225X185X325
094-5300-060	Diesel	60/70	-	F 1" - F 1"	0,45	200X170X115
094-5300-100	Diesel	100/150	-	F 1" - F 1"	0,95	200X170X115

Water separating cartridge filter. The engines use the diesel delivered by the station, so the filter ensures their protection. It separates and absorbs the water in the delivered diesel.



Art. 094-5250-005 Water separating delivery filter for diesel 70 l/min 5 μ
Inlet-outlet connection F1"



Art. 094-5250-030 Water separating delivery filter for diesel 70 l/min 30 μ
Inlet-outlet connection F1"



Art. 094-5255-125 Delivery filter with stainless steel cartridge for diesel 100 l/min
Inlet-outlet connection F1"
filtering capacity 125 μ



Art. 094-5320-100 Headboard filter holder
Flow rate 100/150 l/min

Ref.	Fluid type	Flow rate l/min	Filtering capacity μ	Inlet BSPG	Weight Kg	Packaging mm
094-5250-005	Diesel	70	5	F 1" - F 1"	1,70	390X285X140
094-5250-030	Diesel	70	30	F 1" - F 1"	1,70	390X285X140
094-5255-125	Diesel	100	125	F 1" - F 1"	1,70	390X285X140
094-5320-100	Diesel	70/100	-	F 1" - F 1"	1,00	200X170X115

WATER SEPARATING CARTRIDGE DIESEL FOR FILTER



Art. 094-5241-000 Water separating cartridge for diesel /gasoline filter 70 l/min
Dimensions 213x96 mm filtering capacity **30 μ**

Art. 094-5241-006 Water separating cartridge for diesel /gasoline filter 70 l/min
Conf.6 pezzi



Art. 094-5246-000 Water separating cartridge for diesel /gasoline filter 150 l/min
Dimensions 269x128 mm filtering capacity **30 μ**

Art. 094-5246-006 Water separating cartridge for diesel /gasoline filter 150 l/min
Conf.6 pezzi



Art. 094-5249-000 Water separating cartridge for diesel /gasoline filter 105 l/min
Dimensions 100x210 mm filtering capacity **5 μ**

Art. 094-5249-025 Water separating cartridge for diesel /gasoline filter 105 l/min
Dimensions 100x210 mm filtering capacity **25 μ**



Art. 094-5251-005 Impurities paper cartridge for diesel filter 70 l/min
dimensions 75x138 mm filtering capacity **5 μ**



Art. 094-5251-030 Water separating cartridge for diesel filter 70 l/min
dimensions 75x138 mm filtering capacity **30 μ**



Art. 094-5256-125 Stainless steel cartridge for diesel filter 100 l/min
dimensions 75x110 mm filtering capacity **125 μ**



Ref.	Fluid	Flow rate	Filtering capacity	Inlet	Weight	Packaging
	type	l/min	μ	BSPG	Kg	mm
094-5241-000	Diesel	70	30	-	0,85	112X112X213
094-5246-000	Diesel	150	30	-	1,70	170X170X355
094-5249-000	Diesel	105	5	-	1,50	170X170X213
094-5249-025	Diesel	105	25	-	1,50	170X170X213
094-5251-005	Diesel	70	5	-	0,24	100X100X150
094-5251-030	Diesel	70	30	-	0,24	100X100X150
094-5256-125	Diesel	100	125	-	0,30	100X100X150



Art. 095-5284-000 Telescopic suction tube with foot valve
495<885 mm lenght
Inlet BSP-G M 1"



Art. 095-5430-020 Suction kit with PVC hose
Spiral PVC hose, Ø 25 2 m lenght
Plastic filter F1" with rubber holder Ø 25
Screw clamps 25x37



Art. 095-5440-020 Suction kit with PVC hose
Spiral PVC hose, Ø 25 2 m lenght
Plastic foot valve F1" with filter
Rubber holder Ø 25 - M 1"
Screw clamps 25x37



Art. 095-5440-040 Suction kit with PVC hose
Spiral PVC hose, Ø 25 4 m lenght
Plastic foot valve F1" with filter
Rubber holder Ø 25 - M 1"
Screw clamps 25x37



Art. 095-5450-020 Suction kit with PVC hose
Spiral PVC hose, Ø 25 2 m lenght
Brass foot valve F1" with stainless steel filter
Rubber holder Ø 25 - M 1"
Screw clamps 25x37



Art. 095-5450-040 Suction kit with PVC hose
Spiral PVC hose, Ø 25 4 m lenght
Brass foot valve F1" with stainless steel filter
Rubber holder Ø 25 - M 1"
Screw clamps 25x37



Art. 912-0600-500 Spiral PVC hose Ø25X35 50 m lenght

Ref.	Hose lenght	Dimensions	Inlet-outlet	Weight
	m	mm	BSPG	Kg

095-5284-000	495<885 mm	25-37	M 1" - F 1"	1,10
095-5430-020	2	25X35	F 1" - F 1"	0,80
095-5440-020	2	25X35	F 1" - F 1"	1,00
095-5440-040	4	25X35	F 1" - F 1"	1,78
095-5450-020	2	25X35	F 1" - F 1"	1,80
095-5450-040	4	25X35	F 1" - F 1"	2,50
912-0600-500	50	25x35	Ø25	11,50

ANTISTATIC RUBBER HOSES FOR DIESEL



Antistatic rubber hose 10 bar with connections



Ref.	Hose Length	Ø hose	Dimensions	Inlet-outlet	Weight	Packaging
	m	G	mm	BSPG	Kg	mm
908-0516-020	2	3/4"	19x27	M 1" - M 1"	1,28	400X400X100
908-0516-040	4	3/4"	19x27	M 1" - M 1"	2,66	400X400X100
908-0516-060	6	3/4"	19x27	M 1" - M 1"	3,80	400X400X100
908-0516-080	8	3/4"	19x27	M 1" - M 1"	4,10	400X400X100
908-0516-100	10	3/4"	19x27	M 1" - M 1"	5,34	400X400X150
908-0506-080	8	3/4"	19x27	F 3/4" - M 1"	4,00	400X400X150
908-0506-100	10	3/4"	19x27	F 1" - M 1"	4,87	400X400X150
908-0506-150	15	3/4"	19x27	F 1" - M 1"	7,46	400X400X200
908-0506-200	20	3/4"	19x27	F 1" - M 1"	9,42	400X400X200
908-0506-300	30	3/4"	19x27	F 1" - M 1"	14,73	400X400X250
908-0506-400	40	3/4"	19x27	F 1" - M 1"	19,42	400X400X250

Antistatic rubber hose 10 bar with connections



Ref.	Hose length	Ø hose	Dimensions	Inlet-outlet	Weight	Packaging
	m	G	mm	BSPG	Kg	mm
908-0616-020	2	1"	25X35	M 1" - M 1"	1,73	400X400X100
908-0616-040	4	1"	25X35	M 1" - M 1"	3,40	400X400X150
908-0616-060	6	1"	25X35	M 1" - M 1"	4,20	400X400X150
908-0616-100	10	1"	25X35	M 1" - M 1"	8,22	500X500X200
908-0606-100	10	1"	25X35	F 1" - M 1"	8,34	500X500X200
908-0606-150	15	1"	25X35	F 1" - M 1"	12,03	500X500X200
908-0606-200	20	1"	25X35	F 1" - M 1"	15,75	500X500X200
908-0606-300	30	1"	25X35	F 1" - M 1"	23,62	500X500X200

Antistatic rubber hose 10 bar



Ref.	Hose length	Ø hose	Dimensions	Inlet-outlet	Weight	Packaging
	m	G	mm	BSPG	Kg	mm

908-0500-600	60	3/4"	19X27	-	24,00	-
908-0600-500	50	1"	25X35	-	33,00	-



099-6030-025



099-6020-006

Art. 099-6030-025 Plastic filter with rubber holder Ø 25

Art. 099-6020-006 Plastic foot valve with filter F 1"



R35-0200-006



R18-0821-256

Art. R35-0200-006 Brass foot valve F 1" with stainless steel filter

Art. R18-0821-256 Connection fixed rubber hose M 1" x Ø25 mm



R18-0803-206



R18-0803-256

Art. R18-0803-206 Galvanized steel connection fixed hose M 1" x 20 mm+OR

Art. R18-0803-256 Galvanized steel connection fixed hose M 1" x 25 mm+OR



Art. R18-0855-206 Brass connection fixed hose M 1" x 20 mm+OR



Art. R18-0855-256 Brass connection fixed hose M 1" x 25 mm+OR

Art. R18-0855-307 Brass connection fixed hose M 1.1/4" x Ø30mm+OR



Art. R18-1211-006 L shaped elbow 90° F-F1" brass



Art. R18-1210-006 L shaped elbow 90° M-F1" brass



Art. R18-0302-605 Cylindrical nipple 1" x 3/4"



Art. R18-0302-606 Cylindrical nipple 1" x 1"



Art. R18-0502-504 Exagonal bushing M 3/4" - F 1/2"



Art. R18-0502-605 Exagonal bushing M 1" - F 3/4"



Art. F98-0028-030 BPA-free aluminum press bushing 28x30mm



Art. F98-0030-032 BPA-free aluminum press bushing 30x32mm

Art. F98-0036-038 BPA-free aluminum press bushing 36x38mm

Art. 095-5280-609 Quick coupling for pump fixing M 1" - M 2"
with O-ring



Art. F90-1000-030 Aluminium elbow flange 90° F-F 1"
with O-ring



Art. F90-1010-006 Aluminium flange 1" d.80 with
with O-ring



Art. K91-6100-300 Kit of 2 1" Ø80 aluminium flanges
with o-rings and 4 screws



Art. F90-6690-606 Swiveling joint M 1"- F 1"
with O-ring

Art. B27-1120-032 Stainless steel hose clamp F.9 20x32 mm
Art. B27-1125-040 Stainless steel hose clamp F.9 25x40 mm



Art. B27-1132-035 Stainless steel hose clamp F.20 32x35 mm



JERRY CANS FOR FUEL TRANSFER

Steel cans made of cold-laminated steel 0,7mm and 0,8mm, treated to prevent rusting, suitable for fuel and lubricants transfer, external covering standard green color RAL 9007.



Art. 096-3905-000 Painted jerry can 5 l
Color green RAL 9007
Quantity per box: 8 pcs



Art. 096-3910-000 Painted steel jerry can 10 l
Color green RAL 9007
Quantity per box: 5 pcs



Art. 096-3920-000 Painted steel jerry can 20 l
Color green 9007
Quantity per box: 4 pcs



Art. 096-3923-000 Transfer filler with flexible hose
For jerry cans of 5, 10, 20 l

Ref.	Capacity	Quantity for box	Weight	Packaging
	l	Pz.	Kg	mm

096-3905-000	5	8	1,60	590X500X290
096-3910-000	10	5	3,00	850X360X290
096-3920-000	20	4	3,95	690X350X480
096-3923-000	-	1	0,19	-

Suitable for the distribution of the fuel, lubricants and gasoline. They are pre-arranged to be applied directly to the pump tank.

Art. 027-1325-000 Oil and diesel fuel transfer pump
 Delivery capacity 0,30 l/stroke
 Telescopic shank for 30/220 l barrels



Art. 027-3705-000 Aluminium rotary barrel pump
 Delivery capacity 0,27 l/revolution
 Shank for 30/220 l barrels
 Suitable for diesel, lubricants and gasoline transfer



Art. 027-3710-000 Aluminium rotary barrel pump H.D.
 Delivery capacity 80 l/min
 With suction hose and 2" adaptor
 for the connection to the barrels
 Delivery hose 1,80 m length
 Suitable for diesel, lubricants and gasoline transfer



Ref.	Fluid type	Flow rate l/min	Weight kg	Packaging mm
------	------------	-----------------	-----------	--------------

027-1325-000	Diesel	0,30 stroke	2,37	500X160X70
027-3705-000	Diesel, gasoline and lubricants	0,27revolution	1,87	157X180X365
027-3710-000	Diesel, gasoline and lubricants	80 l/min	5,50	310X195X225

Equipped with:

- Black antistatic rubber hoses
- Galvanized steel connections
- Galvanized steel - anodized aluminum 90° swivelling joint
- Viton® seals



F-460	Article	Capacity	L. hose	Ø hose	Inlet-Outlet
	070-1308-500	80 l/min	without hose	-	F1"-M3/4"BSP
	070-1308-508	80 l/min	8 m	3/4" - 19x27	F1"-M1" BSP



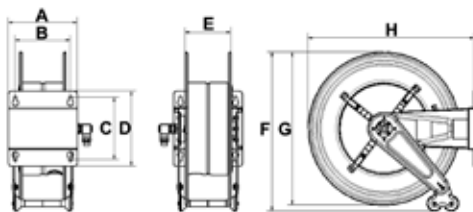
F-550	Article	Capacity	L. hose	Ø hose	Inlet-Outlet
	070-1408-600	95 l/min	without hose	-	F1"-M1" BSP
	070-1408-510	90 l/min	10 m	3/4" - 19x27	F1"-M1" BSP
	070-1408-515	85 l/min	15m	3/4" - 19x27	F1"-M1" BSP
	070-1408-610	95 l/min	10m	1" - 25x35	F1"-M1" BSP






F-555	Article	Capacity	L. hose	Ø hose	Inlet-Outlet
	070-1508-600	95 l/min	without hose	-	F1"-M1" BSP
	070-1508-520	83 l/min	20 m	3/4" - 19x27	F1"-M1" BSP
	070-1508-615	90 l/min	15 m	1" - 25x35	F1"-M1" BSP



F-560	Article	Capacity	L. hose	Ø hose	Inlet-Outlet
	070-1608-600	95 l/min	without hose	-	F1"-M1" BSP
	070-1608-530	80 l/min	30 m	3/4" - 19x27	F1"-M1" BSP
	070-1608-540	75 l/min	40 m	3/4" - 19x27	F1"-M1" BSP
	070-1608-620	87 l/min	20 m	1" - 25x35	F1"-M1" BSP
	070-1608-630	85 l/min	30 m	1" - 25x35	F1"-M1" BSP



OVERALL DIMENSIONS FIXED VERSION

Mod.	A	B	C	D	E	F	G	H			
F-460	158	120	168	192	95	490	460	490	16,50<23,00	0,094	1
F-550	200	150	225	270	120	590	550	600	22,00<45,00	0,130	1
F-555	250	200	225	270	170	590	550	600	26,00<53,00	0,150	1
F-560	440	390	225	270	360	590	550	600	33,00<83,00	0,240	1

SWIVELLING VARNISHED HOSE REELS FOR DIESEL 10 bar



Equipped with:

- Black antistatic rubber hoses
- Galvanized steel connections
- Galvanized steel - anodized aluminum 90° swivelling joint
- Viton® seals

Article	Capacity	L. hose	Ø hose	Inlet-Outlet
071-1308-500	80 l/min	without hose	-	F1"-M3/4" BSP
071-1308-508	80 l/min	8 m	3/4"- 19x27	F1"-M1" BSP

S-460



Article	Capacity	L. hose	Ø hose	Inlet-Outlet
071-1408-600	95 l/min	without hose	-	F1"-M1" BSP
071-1408-510	90 l/min	10 m	3/4"- 19x27	F1"-M1" BSP
071-1408-515	85 l/min	15m	3/4"- 19x27	F1"-M1" BSP
071-1408-610	95 l/min	10m	1" - 25x35	F1"-M1" BSP

S-550





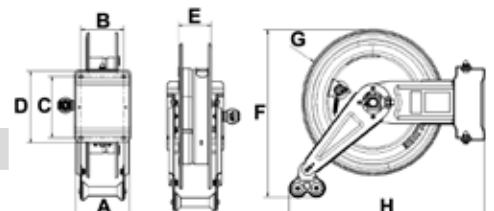
Article	Capacity	L. hose	Ø hose	Inlet-Outlet
071-1508-600	95 l/min	without hose	-	F1"-M1" BSP
071-1508-520	83 l/min	20 m	3/4"- 19x27	F1"-M1" BSP
071-1508-615	90 l/min	15 m	1" - 25x35	F1"-M1" BSP

S-555



OVERALL DIMENSIONS SWIVELLING VERSION

Mod.	A	B	C	D	E	F	G	H				
S-460	150	120	168	196	95	490	460	575	17,50	<24,00	0,094	1
S-550	200	150	225	270	120	572	550	680	23,00	<45,00	0,130	1
S-555	250	200	225	270	170	572	550	680	27,00	<54,00	0,150	1



Equipped with:

- Black antistatic rubber hoses
- Galvanized steel connections
- Galvanized steel - anodized aluminum 90° swivelling joint
- Viton® seals



FX-460

Article	Capacity	L. hose	Ø hose	Inlet-Outlet
070-2308-500	80 l/min	without hose	-	F1"-M3/4"BSP
070-2308-508	80 l/min	8 m	3/4"- 19x27	F1"-M1" BSP



FX-550

Article	Capacity	L. hose	Ø hose	Inlet-Outlet
070-2408-600	95 l/min	without hose	-	F1"-M1" BSP
070-2408-510	90 l/min	10 m	3/4"- 19x27	F1"-M1" BSP
070-2408-515	85 l/min	15m	3/4"- 19x27	F1"-M1" BSP
070-2408-610	95 l/min	10m	1" - 25x35	F1"-M1" BSP



FX-555

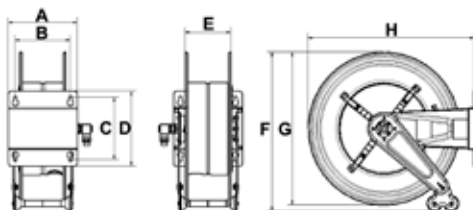
Article	Capacity	L. hose	Ø hose	Inlet-Outlet
070-2508-600	95 l/min	without hose	-	F1"-M1" BSP
070-2508-520	83 l/min	20 m	3/4"- 19x27	F1"-M1" BSP
070-2508-615	90 l/min	15 m	1"- 25x35	F1"-M1" BSP






FX-560

Article	Capacity	L. hose	Ø hose	Inlet-Outlet
070-2608-600	95 l/min	without hose	-	F1"-M1" BSP
070-2608-530	80 l/min	30 m	3/4"- 19x27	F1"-M1" BSP
070-2608-540	75 l/min	40 m	3/4"- 19x27	F1"-M1" BSP
070-2608-620	87 l/min	20 m	1"- 25x35	F1"-M1" BSP
070-2608-630	85 l/min	30 m	1"- 25x35	F1"-M1" BSP

OVERALL DIMENSIONS FIXED VERSION



Mod.	A	B	C	D	E	F	G	H			
FX-460	158	120	168	192	95	490	460	490	16,50<23,00	0,094	1
FX-550	200	150	225	270	120	590	550	600	22,00<45,00	0,130	1
FX-555	250	200	225	270	170	590	550	600	26,00<53,00	0,150	1
FX-560	440	390	225	270	360	590	550	600	33,00<83,00	0,240	1

SWIVELLING STAINLESS STEEL HOSE REELS FOR DIESEL 10 bar



Equipped with:

- Black antistatic rubber hoses
- Galvanized steel connections
- Galvanized steel - anodized aluminum 90° swivelling joint
- Viton® seals

Article	Capacity	L. hose	Ø hose	Inlet-Outlet	SX-460
071-2308-500	80 l/min	without hose	-	F1"-M3/4" BSP	
071-2308-508	80 l/min	8 m	3/4"- 19x27	F1"-M1" BSP	



Article	Capacity	L. hose	Ø hose	Inlet-Outlet	SX-550
071-2408-600	95 l/min	without hose	-	F1"G-M1" BSP	
071-2408-510	90 l/min	10 m	3/4"- 19x27	F1"-M1" BSP	
071-2408-515	85 l/min	15m	3/4"- 19x27	F1"-M1" BSP	
071-2408-610	95 l/min	10m	1" - 25x35	F1"-M1" BSP	

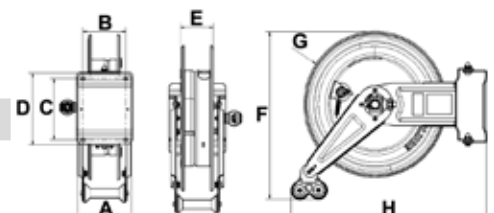


Article	Capacity	L. hose	Ø hose	Inlet-Outlet	SX-555
071-2508-600	95 l/min	without hose	-	F1"-M1" BSP	
071-2508-520	83 l/min	20 m	3/4"- 19x27	F1"-M1" BSP	
071-2508-615	90 l/min	15 m	1"- 25x35	F1"-M1" BSP	



OVERALL DIMENSIONS SWIVELLING VERSION

Mod.	A	B	C	D	E	F	G	H			
SX-460	150	120	168	196	95	490	460	575	17,50<24,00	0,094	1
SX-550	200	150	225	270	120	572	550	680	23,00<45,00	0,130	1
SX-555	250	200	225	270	170	572	550	680	27,00<54,00	0,150	1



FIXED MANUAL HOSE REELS IN PAINTED STEEL FOR DIESEL HOSES 10 bar

Equipped with:

- Galvanized steel connections
- Galvanized steel - anodized aluminium 90° swivelling joint
- Viton® seals
- Revolving flick folding handgrip



FM-460

Article	Equipped	Hose reel capacity	Inlet-Outlet
077-1308-500	without hose	Ø 3/4" - max 8 m	F1"-M3/4"BSP



FM-550

Article	Equipped	Hose reel capacity	Inlet-Outlet
077-1408-600	without hose	Ø 3/4" - max 15 m	F1"-M1" BSP
077-1408-600	without hose	Ø 1" - max 10 m	F1"-M1" BSP



FM-555




Article	Equipped	Hose reel capacity	Inlet-Outlet
077-1508-600	without hose	Ø 3/4" - max 20 m	F1"-M1" BSP
077-1508-600	without hose	Ø 1" - max 15 m	F1"-M1" BSP

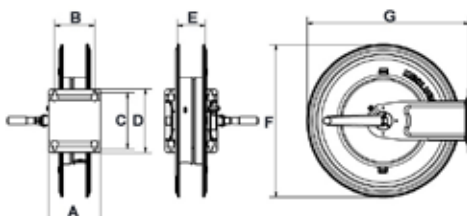


FM-560

Article	Equipped	Hose reel capacity	Inlet-Outlet
077-1608-600	without hose	Ø 3/4" - max 40 m	F1"-M1" BSP
077-1608-600	without hose	Ø 1" - max 30 m	F1"-M1" BSP

OVERALL DIMENSIONS

Mod.	A	B	C	D	E	F	G			
FM-460	158	120	168	192	95	460	500	11,00<11,00	0,084	1
FM-550	200	150	225	270	120	550	600	15,90<15,90	0,094	1
FM-555	250	200	225	270	170	550	600	17,32<17,32	0,130	1
FM-560	440	390	225	270	360	550	600	25,90<25,90	0,150	1



FIXED MANUAL HOSE REELS IN AISI 304 STAINLESS STEEL FOR DIESEL 10 bar



Equipped with:

- AISI 316 stainless steel connections
- Galvanized steel - anodized aluminium 90° swivelling joint
- Viton® seals
- AISI 304 stainless steel revolving flick folding handgrip

Article	Equipped	Hose reel capacity	Inlet-Outlet	FMX-460
077-2308-500	without hose	Ø 3/4" - max 8 m	F1"-M3/4" BSP	



Article	Equipped	Hose reel capacity	Inlet-Outlet	FMX-550
077-2408-600	without hose	Ø 3/4" - max 15 m	F1"-M1" BSP	
077-2408-600	without hose	Ø 1" - max 10 m	F1"-M1" BSP	



Article	Equipped	Hose reel capacity	Inlet-Outlet	FMX-555
077-2508-600	without hose	Ø 3/4" - max 20 m	F1"-M1" BSP	
077-2508-600	without hose	Ø 1" - max 15 m	F1"-M1" BSP	

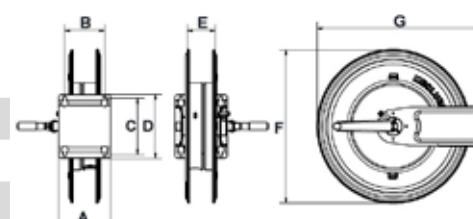


Article	Equipped	Hose reel capacity	Inlet-Outlet	FMX-560
077-2608-600	without hose	Ø 3/4" - max 40 m	F1"-M1" BSP	
077-2608-600	without hose	Ø 1" - max 30 m	F1"-M1" BSP	



OVERALL DIMENSIONS

Mod.	A	B	C	D	E	F	G			
FMX-460	158	120	168	192	95	460	500	10,71<10,80	0,094	1
FMX-550	200	150	225	270	120	550	600	15,96<16,33	0,130	1
FMX-555	250	200	225	270	170	550	600	17,22<17,83	0,150	1
FMX-560	440	390	225	270	360	550	600	25,75<26,38	0,240	1





Equipped with:

- Black antistatic rubber hoses
- Galvanized steel connections
- Galvanized steel - anodized aluminium 90° swivelling joint
- Viton® seals

HD-460	Article	Capacity	L. hose	Ø hose	Inlet-Outlet
	073-1308-500	80 l/min	without hose	-	F1"-M3/4"BSP
	073-1308-508	80 l/min	8 m	3/4"- 19x27	F1"- M1"BSP



HD-550	Article	Capacity	L. hose	Ø hose	Inlet-Outlet
	073-1408-600	95 l/min	without hose	-	F1"-M1" BSP
	073-1408-510	90 l/min	10 m	3/4"- 19x27	F1"-M1" BSP
	073-1408-515	85 l/min	15 m	3/4"- 19x27	F1"-M1" BSP
	073-1408-610	95 l/min	10 m	1" - 25x35	F1"-M1" BSP

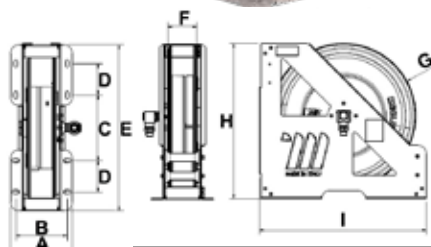





HD-555	Article	Capacity	L. hose	Ø hose	Inlet-Outlet
	073-1508-600	95 l/min	without hose	-	F1"-M1" BSP
	073-1508-520	83 l/min	20 m	3/4"- 19x27	F1"-M1" BSP
	073-1508-615	90 l/min	15 m	1" - 25x35	F1"-M1" BSP



HD-560	Article	Capacity	L. hose	Ø hose	Inlet-Outlet
	073-1608-600	95 l/min	without hose	-	F1"-M1" BSP
	073-1608-530	80 l/min	30 m	3/4"- 19x27	F1"-M1" BSP
	073-1608-540	75 l/min	40 m	3/4"- 19x27	F1"-M1" BSP
	073-1608-620	87 l/min	20 m	1" - 25x35	F1"-M1" BSP
	073-1608-630	85 l/min	30 m	1" - 25x35	F1"-M1" BSP

OVERALL DIMENSIONS




Mod.	A	B	C	D	E	F	G	H	I			
HD-460	196	163	209	100	529	95	460	495	534	23,28<26,78	0,072	1
HD-550	230	197	324	100	644	120	550	597	649	40,10<47,35	0,120	1
HD-555	280	247	324	100	644	170	550	597	649	51,50<62,53	0,145	1
HD-560	460	427	324	100	644	350	550	597	649	60,90<83,02	0,230	1


AUTOMATIC HOSE REELS IN AISI 304 STAINLESS STEEL SERIES HEAVY - DUTY FOR DIESEL 10 bar





Equipped with:

- Black antistatic rubber hoses
- Galvanized steel connections
- Galvanized steel - anodized aluminum 90° swivelling joint
- Viton® seals




Article	Capacity	L. hose	Ø hose	Inlet-Outlet	HDX-460
073-2308-500	80 l/min	without hose	-	F1"-M3/4"BSP	
073-2308-508	80 l/min	8 m	3/4"- 19x27	F1"-M1" BSP	

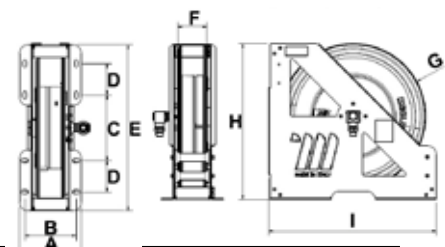
Article	Capacity	L. hose	Ø hose	Inlet-Outlet	HDX-550
073-2408-600	95 l/min	without hose	-	F1"-M1" BSP	
073-2408-510	90 l/min	10 m	3/4"- 19x27	F1"-M1" BSP	
073-2408-515	85 l/min	15 m	3/4"- 19x27	F1"-M1" BSP	
073-2408-610	95 l/min	10 m	1" - 25x35	F1"-M1" BSP	

Article	Capacity	L. hose	Ø hose	Inlet-Outlet	HDX-555
073-2508-600	95 l/min	without hose	-	F1"-M1" BSP	
073-2508-520	83 l/min	20 m	3/4"- 19x27	F1"-M1" BSP	
073-2508-615	90 l/min	15 m	1" - 25x35	F1"-M1" BSP	

Article	Capacity	L. hose	Ø hose	Inlet-Outlet	HDX-560
073-2608-600	95 l/min	without hose	-	F1"-M1" BSP	
073-2608-530	80 l/min	30 m	3/4"- 19x27	F1"-M1" BSP	
073-2608-540	75 l/min	40 m	3/4"- 19x27	F1"-M1" BSP	
073-2608-620	87 l/min	20 m	1" - 25x35	F1"-M1" BSP	
073-2608-630	85 l/min	30 m	1" - 25x35	F1"-M1" BSP	

OVERALL DIMENSIONS

Mod.	A	B	C	D	E	F	G	H	I			
HDX-460	196	163	209	100	529	95	460	495	534	23,28<26,78	0,072	1
HDX-550	230	197	324	100	644	120	550	597	649	40,10<47,35	0,120	1
HDX-555	280	247	324	100	644	170	550	597	649	51,50<62,53	0,145	1
HDX-560	460	427	324	100	644	350	550	597	649	60,90<83,02	0,230	1



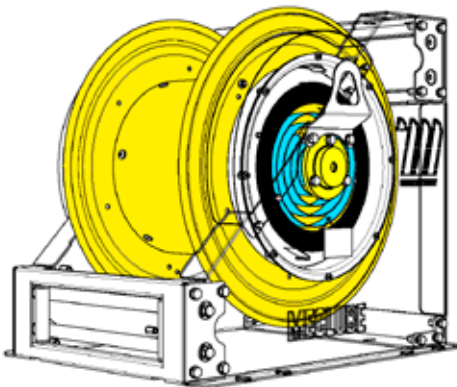


AUTOMATIC INDUSTRIAL SPRING HOSE REEL IN PAINTED STEEL FA-600 SERIES

Automatic auto-retractable hose reel in painted steel, designed for applications which require solid equipment, also on vehicles.

It is suitable for flexible hoses of maximum Ø of 1.1/2" for the distribution of compressed air, oil and similar fluids, fuels.

They can have two different hose output positions: superior and inferior.



For diesel 10 bar

Equipped with:

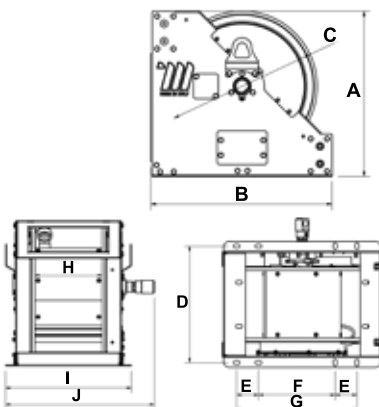
- Black antistatic synthetic rubber hoses steel wire helix with high strength synthetic textile plies, copper wire
- Galvanized steel connections
- Anodized aluminium swivelling joint
- Viton® seals

Article	L. hose	Ø hose	Max pressure	Inlet-Outlet
076-6108-800	without hose	-	20 bar	F1.1/2" - F1.1/2" BSP
076-6108-815	15 m	1.1/2"	10 bar	F1.1/2" - M1.1/2" BSP

FA-600

OVERALL DIMENSIONS

Mod.	A	B	C	D	E	F	G	H	I	J			
FA-600	660	725	600	530	100	350	550	330	575	680	120,8-133,8	0,910	1



Automatic auto-retractable hose reel in painted steel, designed for applications which require solid equipment, also on vehicles.

It is suitable for flexible hoses of maximum Ø of 1.1/2" for the distribution of compressed air, oil and similar fluids, fuels. They can have two different hose output positions: superior and inferior.

The motorized and manual industrial hose reels are designed for applications that require robust equipment, also on trucks. They are suitable for flexible hoses with big diameters for the distribution of compressed air, water, oil and similar, grease, diesel.

- MOTORIZED 12-24V DC ELECTRIC WITH REDUCER

The unwinding of the hose is manual while the rolling process is through the electric motor (12-24V DC).

It can be connected to a battery or to a power transformer connected to the 230V network.



- MOTORIZED 230-115V AC ELECTRIC WITH REDUCER

The unwinding of the hose is manual while the rolling process is through the electric motor (230-115 AC).

It has to be connected to the 230-115V AC electric network.



- MOTORIZED HYDRAULIC

The unwinding of the hose is manual while the rolling process is through the hydraulic motor.

It has to be connected to a specific control unit equipped with electric motor, hydraulic oil tank and to a command-and-control system with lever for the rolling process.



- MOTORIZED PNEUMATIC

The unwinding of the hose is manual while the rolling process is through the pneumatic motor.

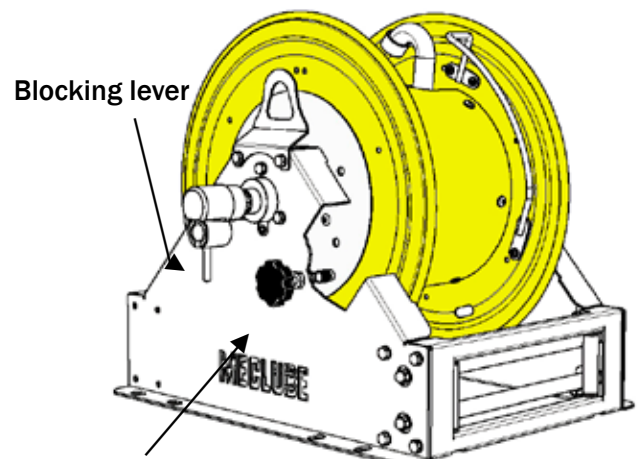
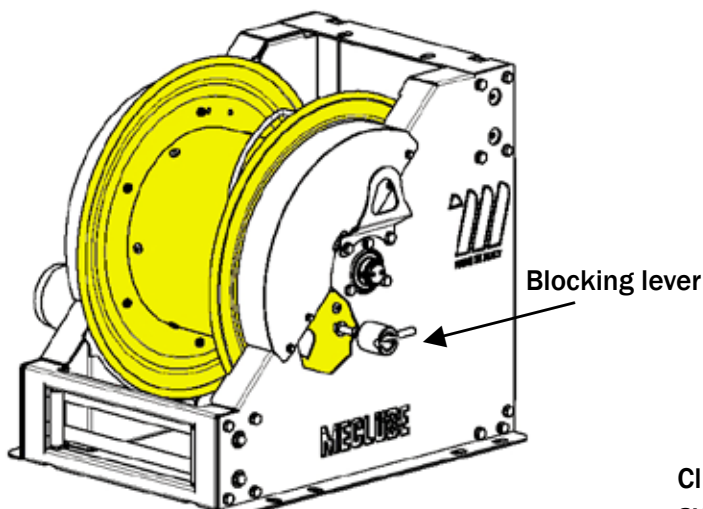
It has to be connected to the compressed air supply and to a pressure regulator that allows to adjust the rolling power and speed.



- MANUAL

The unwinding of the hose is manual, while the rolling process is through the practical revolving crank.

Resulting in a valid and economical solution to the problem of flexible hoses.



Clutch to regulate the hose unwinding and to avoid the reel to rotate loosely by inertia.

INDUSTRIAL HOSE REELS IN PAINTED STEEL MOTORIZED 12-24V DC 230-115V AC ELECTRIC Mod. FE-600



FE-601

For diesel 20 bar

Equipped with:

- Brass swivelling joint - Viton® seals
- **Electric 12V DC motor** 430W power

Article	Model	Internal reel width	Inlet-Outlet
076-6112-600	FE-601	330 mm	F1"- F1" BSP
076-6212-600	FE-602	440 mm	F1"- F1" BSP
076-6312-600	FE-603	550 mm	F1"- F1" BSP

For diesel 20 bar

Equipped with:

- Brass swivelling joint - Viton® seals
- **Electric 24V DC motor** 448W power

Article	Model	Internal reel width	Inlet-Outlet
076-6122-600	FE-601	330 mm	F1"- F1" BSP
076-6222-600	FE-602	440 mm	F1"- F1" BSP
076-6322-600	FE-603	550 mm	F1"- F1" BSP

For diesel 20 bar

Equipped with:

- Brass swivelling joint - Viton® seals
- **Electric 230V AC motor** 402W power

Article	Model	Internal reel width	Inlet-Outlet
076-6132-600	FE-601	330 mm	F1"- F1" BSP
076-6232-600	FE-602	440 mm	F1"- F1" BSP
076-6332-600	FE-603	550 mm	F1"- F1" BSP

For diesel 20 bar

Equipped with:

- Brass swivelling joint - Viton® seals
- **Electric 115V AC motor** potenza 441W power

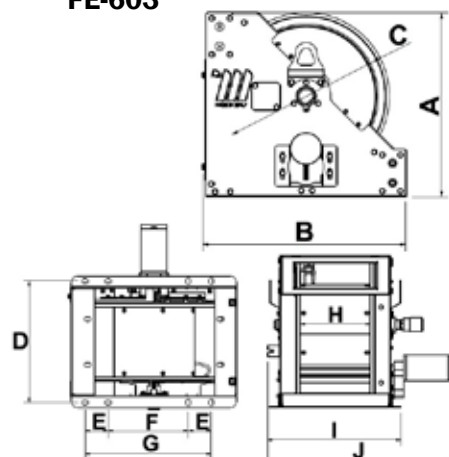
Article	Model	Internal reel width	Inlet-Outlet
076-6152-600	FE-601	330 mm	F1"- F1" BSP
076-6252-600	FE-602	440 mm	F1"- F1" BSP
076-6352-600	FE-603	550 mm	F1"- F1" BSP

Hose reel capacity

1/2"	20 mm	50 m	100 m	200 m
3/4"	27 mm	30 m	60 m	90 m
1"	34 mm	20 m	40 m	60 m

Overall dimensions

Model	A	B	C	D	E	F	G	H	I	J	Weight	Packaging
FE-601	660	733	600	530	100	350	550	330	580	810	114 kg	800X1200X950 mm
FE-602	660	733	600	640	100	350	550	440	690	920	119 kg	800X1200X950 mm
FE-603	660	733	600	750	100	350	550	550	800	1030	124 kg	800X1200X950 mm



INDUSTRIAL HOSE REELS IN PAINTED STEEL

MOTORIZED HYDRAULIC Mod. FI-600

PNEUMATIC Mod. FP-600 MANUAL Mod. FM-600



For diesel 20 bar

Equipped with:

- Brass swivelling joint - Viton® seals

- **Hydraulic motor**



FI-601

Article	Model	Internal reel width	Inlet-Outlet
076-6162-600	FI-601	330 mm	F1" - F1" BSP
076-6262-600	FI-602	440 mm	F1" - F1" BSP
076-6362-600	FI-603	550 mm	F1" - F1" BSP

For diesel 20 bar

Equipped with:

- Brass swivelling joint - Viton® seals

- **Pneumatic motor**



FI-602

Article	Model	Internal reel width	Inlet-Outlet
076-6172-600	FI-601	330 mm	F1" - F1" BSP
076-6272-600	FI-602	440 mm	F1" - F1" BSP
076-6372-600	FI-603	550 mm	F1" - F1" BSP

For diesel 20 bar

Equipped with:

- Brass swivelling joint - Viton® seals

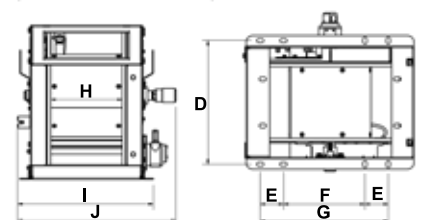
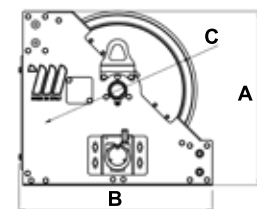
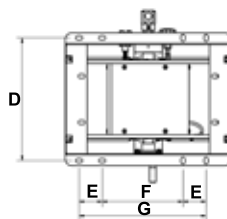
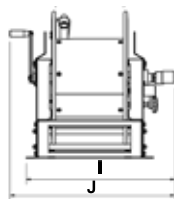
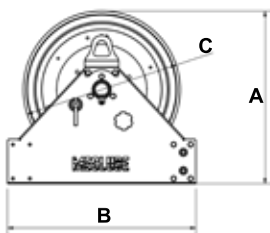
- **Manual with crank**



FM-603

Article	Model	Internal reel width	Inlet-Outlet
076-6192-600	FM-601	330 mm	F1" - F1" BSP
076-6292-600	FM-602	440 mm	F1" - F1" BSP
076-6392-600	FM-603	550 mm	F1" - F1" BSP

Manual series



Hose reel capacity

Ø Hose	Ø external Hose	Mod.FM-601	Mod.FM-602	Mod.FM-603
1/2"	20 mm	50 m	100 m	200 m
3/4"	27 mm	30 m	60 m	90 m
1"	34 mm	20 m	40 m	60 m

Overall dimensions

Model	A	B	C	D	E	F	G	H	I	J	Weight	Packaging
FP-601	660	733	600	530	100	350	550	330	580	680	110 kg	800X1200X950 mm
FP-602	660	733	600	640	100	350	550	440	690	790	115 kg	800X1200X950 mm
FP-603	660	733	600	750	100	350	550	550	800	900	119 kg	800X1200X950 mm

The motorized industrial hose reels are designed for applications that require robust equipment, also on trucks. They are suitable for flexible hoses with big diameters for the distribution of compressed air, water, oil and similar, grease, diesel.

- MOTORIZED 12-24V DC ELECTRIC

The unwinding of the hose is manual while the rolling process is through the electric motor (12-24V DC).

It can be connected to a battery or to a power transformer connected to the 230V network.



- MOTORIZED 230-115V AC ELECTRIC

The unwinding of the hose is manual while the rolling process is through the electric motor (230-115 AC).

It has to be connected to the 230-115V AC electric network.



- MOTORIZED HYDRAULIC

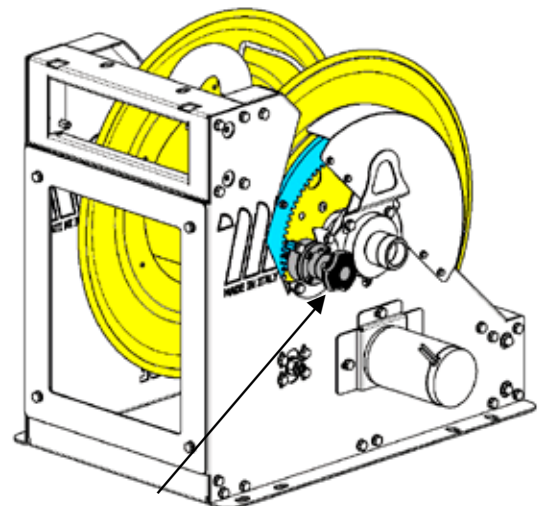
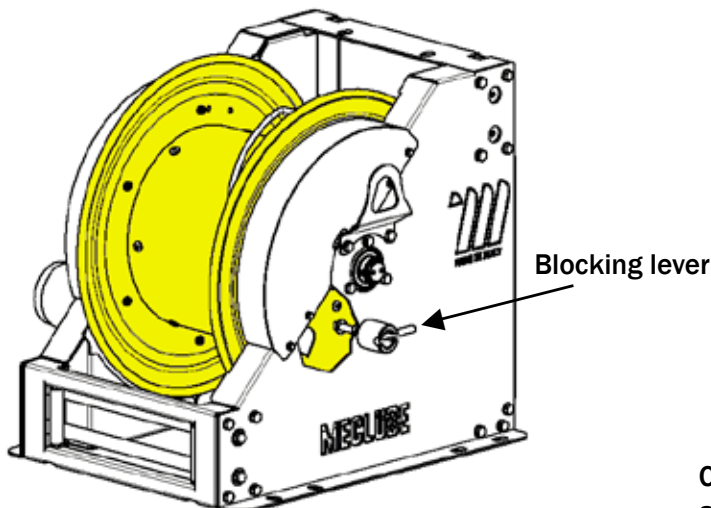
The unwinding of the hose is manual while the rolling process is through the hydraulic motor.

It has to be connected to a specific control unit equipped with electric motor, hydraulic oil tank and to a command-and-control system with lever for the rolling process.



- MOTORIZED PNEUMATIC

The unwinding of the hose is manual while the rolling process is through the pneumatic motor. It has to be connected to the compressed air supply and to a pressure regulator that allows to adjust the rolling power and speed.



Clutch to regulate the hose unwinding and to avoid the reel to rotate loosely by inertia.

New series of motorized industrial hose reels Mod.700

They are supplied with reel \varnothing 700 with 3 different widths: 330, 440, 550 mm

2" F swivelling joint with pressures of 20 and 250 bar. The main difference is the type of motorization:

- Electric 12V - 24V - 230V - 115V
- Hydraulic
- Pneumatic

They are designed for applications that require robust equipment, also on trucks.

They are suitable for flexible hoses with maximum \varnothing of 2", for the distribution of compressed air, oil and similar, diesel.

They are designed to have two different hose exit positions, an upper and a lower one.



Motorized chain transmission with double sprocket



INDUSTRIAL HOSE REELS IN PAINTED STEEL MOTORIZED 12-24V DC 230-115V AC ELECTRIC Mod. FE-700



FE-701

For diesel 20 bar

Equipped with:

- Anodized aluminium swivelling joint - Viton® seals
- **Electric 12V DC motor** 449W power

Article	Model	Internal reel width	Inlet-Outlet
076-7112-900	FE-701	330 mm	F2"- F2" BSP
076-7212-900	FE-702	440 mm	F2"- F2" BSP
076-7312-900	FE-703	550 mm	F2"- F2" BSP



FE-702

For air-water and diesel 20 bar

Equipped with:

- Anodized aluminium swivelling joint - Viton® seals
- **Electric 24V DC motor** 457W power

Article	Model	Internal reel width	Inlet-Outlet
076-7122-900	FE-701	330 mm	F2"- F2" BSP
076-7222-900	FE-702	440 mm	F2"- F2" BSP
076-7322-900	FE-703	550 mm	F2"- F2" BSP



FE-703

For diesel 20 bar

Equipped with:

- Anodized aluminium swivelling joint - Viton® seals
- **Electric 230V AC motor** 448W power

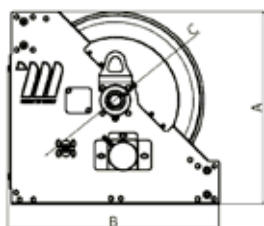
Article	Model	Internal reel width	Inlet-Outlet
076-7132-900	FE-701	330 mm	F2"- F2" BSP
076-7232-900	FE-702	440 mm	F2"- F2" BSP
076-7332-900	FE-703	550 mm	F2"- F2" BSP

For diesel 20 bar

Equipped with:

- Anodized aluminium swivelling joint - Viton® seals
- **Electric 115V AC motor** 451W power

Article	Model	Internal reel width	Inlet-Outlet
076-7152-900	FE-701	330 mm	F2"- F2" BSP
076-7252-900	FE-702	440 mm	F2"- F2" BSP
076-7352-900	FE-703	550 mm	F2"- F2" BSP



Hose reel capacity

Ø Hose	Ø external Hose	Mod.FE-701	Mod.FE-702	Mod.FE-703
1.1/4"	43 mm	35 m	45 m	60 m
1.1/2"	50 mm	20 m	30 m	50 m
2"	63 mm	15 m	25 m	30 m

Overall dimensions

Model	A	B	C	D	E	F	G	H	I	J	Weight	Packaging
FE-701	760	833	700	531	100	450	650	330	574	734	122 kg	800X1200X950 mm
FE-702	760	833	700	641	100	450	650	440	684	844	140 kg	1000X1200X950 mm
FE-703	760	833	700	751	100	450	650	550	794	954	155 kg	1000X1200X950 mm

INDUSTRIAL HOSE REELS IN PAINTED STEEL

MOTORIZED HYDRAULIC Mod. FI-700

PNEUMATIC Mod. FP-700



For diesel 20 bar

Equipped with:

- Anodized aluminium swivelling joint
- Viton® seals
- **Hydraulic motor**

Article	Model	Internal reel width	Inlet-Outlet
076-7162-900	FI-701	330 mm	F2"- F2" BSP
076-7262-900	FI-702	440 mm	F2"- F2" BSP
076-7362-900	FI-703	550 mm	F2"- F2" BSP



FI-701

For diesel 20 bar

Equipped with:

- Anodized aluminium swivelling joint
- Viton® seals
- **Pneumatic motor**


Article	Model	Internal reel width	Inlet-Outlet
076-7172-900	FP-701	330 mm	F2"- F2" BSP
076-7272-900	FP-702	440 mm	F2"- F2" BSP
076-7372-900	FP-703	550 mm	F2"- F2" BSP



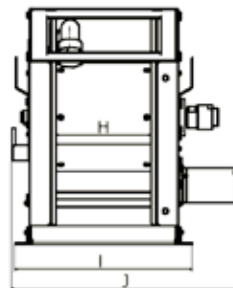
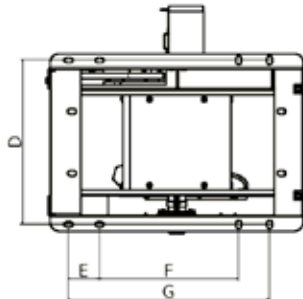
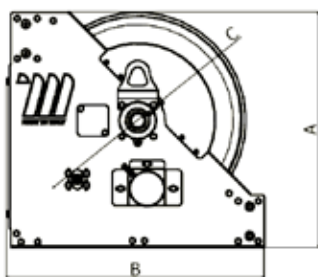
FP-702

Hose reel capacity

Ø Hose	Ø external Hose	Mod.FE-701	Mod.FE-702	Mod.FE-703
1.1/4"	43 mm	35 m	45 m	60 m
1.1/2"	50 mm	20 m	30 m	50 m
2"	63 mm	15 m	25 m	30 m



FP-703



Overall dimensions

Model	A	B	C	D	E	F	G	H	I	J	Weight	Packaging
FE-701	760	833	700	531	100	450	650	330	574	734	122 kg	800X1200X950 mm
FE-702	760	833	700	641	100	450	650	440	684	844	140 kg	1000X1200X950 mm
FE-703	760	833	700	751	100	450	650	550	794	954	155 kg	1000X1200X950 mm

Stainless Steel Camlock Fitting Male BSP Female Thread

Article	Dimensions	Thread	Flow rate	Temperature	Packaging
	inch		bar	max °C	Pieces



R50-1100-004	DN12 - 1/2"	BSP Type A	10	60°C	5
R50-1100-005	DN 20 - 3/4"	BSP Type A	10	60°C	5
R50-1100-006	DN 25 - 1"	BSP Type A	17	60°C	1
R50-1100-008	DN 40 - 1.1/2"	BSP Type A	17	60°C	1
R50-1100-009	DN 50 - 2"	BSP Type A	17	60°C	1

Stainless Steel Camlock Fitting Female BSP Female Thread

Article	Dimensions	Thread	Flow rate	Temperature	Packaging
	inch		bar	max °C	Pieces



R50-1200-004	DN12 - 1/2"	BSP Type D	10	60°C	5
R50-1200-005	DN 20 - 3/4"	BSP Type D	10	60°C	5
R50-1200-006	DN 25 - 1"	BSP Type D	17	60°C	1
R50-1200-008	DN 40 - 1.1/2"	BSP Type D	17	60°C	1
R50-1200-009	DN 50 - 2"	BSP Type D	17	60°C	1

Diesel fuel hose



Article	Tube length	Dimensions	Inlet-outlet	Pressure	Weight
	m	mm	BSPG	bar	Kg
919-0818-100	10	1.1/2"	M 1.1/2"-M 1.1/2"	20	9,00
919-0818-150	15	1.1/2"	M 1.1/2"-M 1.1/2"	20	13,50
919-0818-200	20	1.1/2"	M 1.1/2"-M 1.1/2"	20	18,00

PVC spiral suction hose kit with foot valve



Article	Tube length	Dimensions	Inlet-outlet	Weight
	m	mm	BSPG	Kg
095-5457-020	2	30x40	M1.1/4"-M 1.1/4"	6,00
095-5457-040	4	30x40	M1.1/4"-M 1.1/4"	9,00